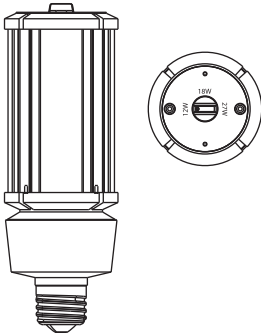
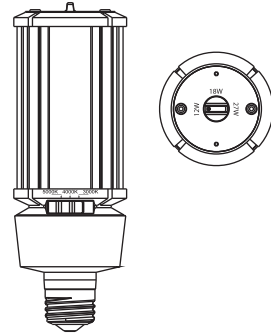


RAB Lighting is committed to creating high-quality, affordable, well-designed and energy-efficient LED lighting and controls that make it easy for electricians to install and end users to save energy. We'd love to hear your comments. Please call the Marketing Department at 888-RAB-1000 or email: [marketing@rablighting.com](mailto:marketing@rablighting.com)

HIDFA-XXS-EXX-8XX-BYP



HIDFA-27S-EXX-8CCT-BYP



## IMPORTANT

### READ CAREFULLY BEFORE INSTALLING LED HID BULBS. RETAIN THESE INSTRUCTIONS FOR FUTURE REFERENCE.

RAB LED HID Bulbs must be wired in accordance with the National Electrical Code and all applicable codes. Proper grounding is required for safety. THIS PRODUCT MUST BE INSTALLED IN ACCORDANCE WITH THE APPLICABLE INSTALLATION CODE BY A PERSON FAMILIAR WITH THE CONSTRUCTION AND OPERATION OF THE PRODUCT AND THE HAZARDS INVOLVED.

#### WARNINGS:

- Main applications include for use in post tops, street lights, flood lights and other suitable light fixtures.
- Operating temperature: -30°C to 60°C (-22°F to 140°F).
- These LED Lamps require all ballasts, capacitors, and ignitors to be bypassed or removed. Do not operate lamps on existing ballasts.
- Do not use with standard dimmers.
- This device is not intended for use with emergency exits.
- For use in enclosed fixtures.
- Before installation make certain the AC power to the fixture is off.
- Risk of fire or electric shock. Luminaire wiring and electrical parts may be damaged when drilling for installation of LED retrofit kit. Check for enclosed wiring and components.
- Risk of fire or electric shock. LED Retrofit lamp installation requires knowledge of luminaires electrical systems. If not qualified, do not attempt installation. Contact a qualified electrician.
- Do not make or alter any open holes in an enclosure of wiring or electrical components during kit installation.
- Installers should not disconnect existing wires from lampholder terminals to make new connections at lampholder terminals. Instead installers should cut existing lampholder leads away from the lampholder and make new electrical connections to lampholder lead wires by employing applicable connectors.
- To prevent wiring damage or abrasion, do not expose wiring to edges of sheet metal or other sharp objects.
- Risk of fire or electric shock. Install this kit only in luminaires that have the construction features and dimensions shown in the photographs or drawings and where the input rating of the retrofit kit does not exceed the input rating of the luminaire.
- Use only with a portable luminaire that is provided with a shade.
- Added weight of the device may cause instability of a free-standing portable luminaire.
- THIS RETROFIT KIT IS ACCEPTED AS A COMPONENT OF A LUMINAIRE WHERE THE SUITABILITY OF THE COMBINATION SHALL BE DETERMINED BY AUTHORITIES HAVING JURISDICTION.
- Please examine all parts that are not intended to be replaced by the retrofit kit for damage and replace any damaged parts prior to installation of the retrofit kit.
- RISK OF FIRE OR ELECTRIC SHOCK. INSTALLATION OF THIS RETROFIT KIT REQUIRES A PERSON FAMILIAR WITH THE CONSTRUCTION AND OPERATION OF THE LUMINAIRE'S ELECTRICAL SYSTEM AND THE HAZARD INVOLVED. IF NOT QUALIFIED, DO NOT ATTEMPT INSTALLATION. CONTACT A QUALIFIED ELECTRICIAN.

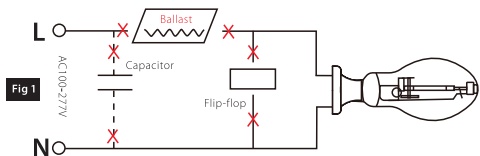
RAB Lighting is committed to creating high-quality, affordable, well-designed and energy-efficient LED lighting and controls that make it easy for electricians to install and end users to save energy. We'd love to hear your comments. Please call the Marketing Department at 888-RAB-1000 or email: [marketing@rablighting.com](mailto:marketing@rablighting.com)

This equipment has been tested and found to comply with the limits for a Class B digital device, pursuant to part 15 of the FCC Rules. These limits are designed to provide reasonable protection against harmful interference in a residential installation. This equipment generates, uses and can radiate radio frequency energy and, if not installed and used in accordance with the instructions, may cause harmful interference to radio communications. However, there is no guarantee that interference will not occur in a particular installation. If this equipment does cause harmful interference to radio or television reception, which can be determined by turning the equipment off and on, the user is encouraged to try to correct the interference by one or more of the following measures:

- Reorient or relocate the receiving antenna.
- Increase the separation between the equipment and receiver.
- Connect the equipment into an outlet on a circuit different from that to which the receiver is connected.
- Consult the dealer or an experienced radio/TV technician for help.

## LAMP INSTALLATION


1. Remove old ballast or disconnect from existing lampholder. Remove and dispose of ballast in correct manner. Shown as Figure 1. (North America 100-277VAC)



2. Reconnect directly to the existing lampholder. Shown as Figure 2 (North America 100-277VAC)



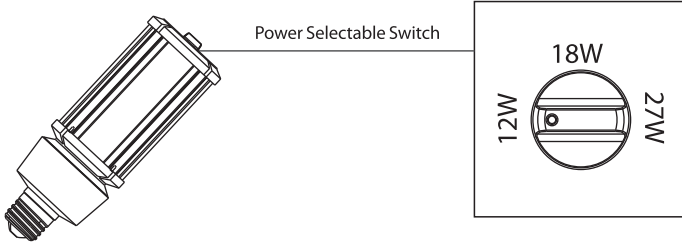
3. Select power and CCT of new LED replacement lamp before installation.
4. Install new LED replacement lamp. Shown as Figure 3. Please make sure the old fitting is correctly earth. Attach retrofit label to luminaire. (North America 100-277VAC)



Securely fasten the earth fly lead cable to the main body structure. If the cable are damaged in any way please replace. (Do not use existing burnt out cables) The cable if need replacement must be 1.0mm in size and insulated from heat.

RAB Lighting is committed to creating high-quality, affordable, well-designed and energy-efficient LED lighting and controls that make it easy for electricians to install and end users to save energy. We'd love to hear your comments. Please call the Marketing Department at 888-RAB-1000 or email: [marketing@rablighting.com](mailto:marketing@rablighting.com)

## SELECTABILITY Power Selectable

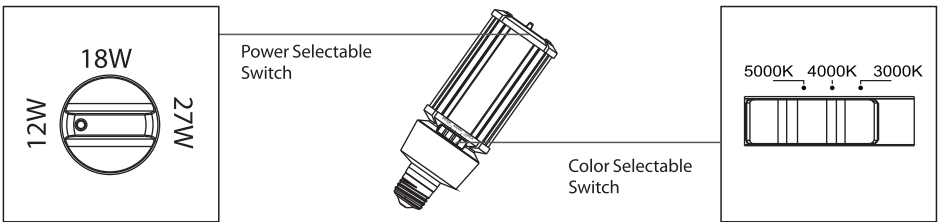


Model Number	Power Selectable
HIDFA-125-E26-850-BYP	4W
	8W
	12W

Model Number	Power Selectable
HIDFA-185-E26-850-BYP	6W
	12W
	18W

Model Number	Power Selectable
HIDFA-275-E26-850-BYP	12W
HIDFA-275-EX39-850-BYP	18W
	27W

## SELECTABILITY Power and CCT Selectable



Model Number	Power Selectable	CCT Selectable
HIDFA-275-E26-8CCT-BYP	12W	3000K
	18W	4000K
HIDFA-275-EX39-8CCT-BYP	27W	5000K