

# K-SERIES™

COMMERCIAL PACKAGED ROOFTOP UNITS  
2- TO 25-TON KG/KC/KH MODELS

UP TO 16.5 SEER,  
14.8 IEER AND 13.0 EER



**ALLIED**™  
Commercial

## PRECISE. VERSATILE. SOLID.

K-Series™ rooftop units are known for precise, dependable performance. And thanks to advanced features and thoughtful product designs, the K-Series is flexible, too, making it an excellent choice for virtually any commercial application.

### K-SERIES AT A GLANCE:

Engineered for installation flexibility, energy-efficient performance and easy serviceability

Gas/electric, electric/electric or heat pump units, ranging in sizes from 2 to 25 tons

Standard- and high-efficiency units available

More than 100 field-selectable options to ensure it meets your specific application

### EFFICIENCY RATING

Up to 16.5 SEER, 14.8 IEER and 13.0 EER

### WARRANTY

15-YEAR LIMITED WARRANTY on stainless steel gas heat exchanger

10-YEAR LIMITED WARRANTY on aluminized gas heat exchanger

5-YEAR LIMITED WARRANTY on compressor

3-YEAR LIMITED WARRANTY on Eco-Last™ coil system

1-YEAR LIMITED WARRANTY on covered components

See warranty certificate for actual details.

### OPTIONS FOR OPTIMAL EFFICIENCY

K-Series units are available in two configurations—standard and high efficiency. Either unit can also be made up to 27% more efficient with the addition of an optional, Single-Zone VAV (Variable Air Volume) supply fan. High-efficiency models may also qualify for state and local utility rebates, helping you save even more.

### QUICK AND EASY TO INSTALL AND SERVICE

The K-Series has several features designed to reduce both installation and service time:

- Isolated compressor for fast, accurate charge confirmation.
- Slide-out blower for quick and easy cleaning, belt adjustment and parts replacement.
- Easy-to-reach gas compartment for quick and easy analysis and service.

### THE LOGISTICAL CHOICE FOR QUICK DELIVERY

The K-Series is versatile and efficient when it comes to shipment, too. Allied Commercial has wholesale distributor partners throughout the U.S. and Canada, which gives you fast, local access to K-Series equipment. So you get the performance you need, when you need it.

To check availability near you, contact your local [Allied Commercial distributor](#).



# TAILOR THE K-SERIES TO YOUR NEEDS

With more than 100 field-installed options to choose from, the K-Series can provide the exact solution for almost any application. K-Series units range from 2 to 25 tons in capacity, and are available in three configurations: gas/electric, electric/electric and heat pump.

## FIELD-INSTALLED ACCESSORIES

K-Series units include convenient features like plug connections for wiring, panel knock-outs and pre-installed accessory framing. You can choose a stock unit and quickly install accessories, providing immediate relief when you need it.

- Field-powered GFI
- Disconnects
- Economizers with single or dual enthalpy control
- Electric heat
- 50% constant-volume power exhaust fan
- CO<sub>2</sub> sensor
- Return and supply air smoke detectors
- Low ambient kits
- Hail guards
- Coil guards
- LPG conversion kit (gas/electric only)
- -40°F cold weather kit (gas/electric only)
- Combustion air intake and flue exhaust extensions (gas/electric only)
- Blower proving switch
- Dirty filter switch
- Manual outdoor air dampers (25%)
- Motorized outdoor air dampers

## FACTORY-INSTALLED OPTIONS FOR FAST INSTALLATION

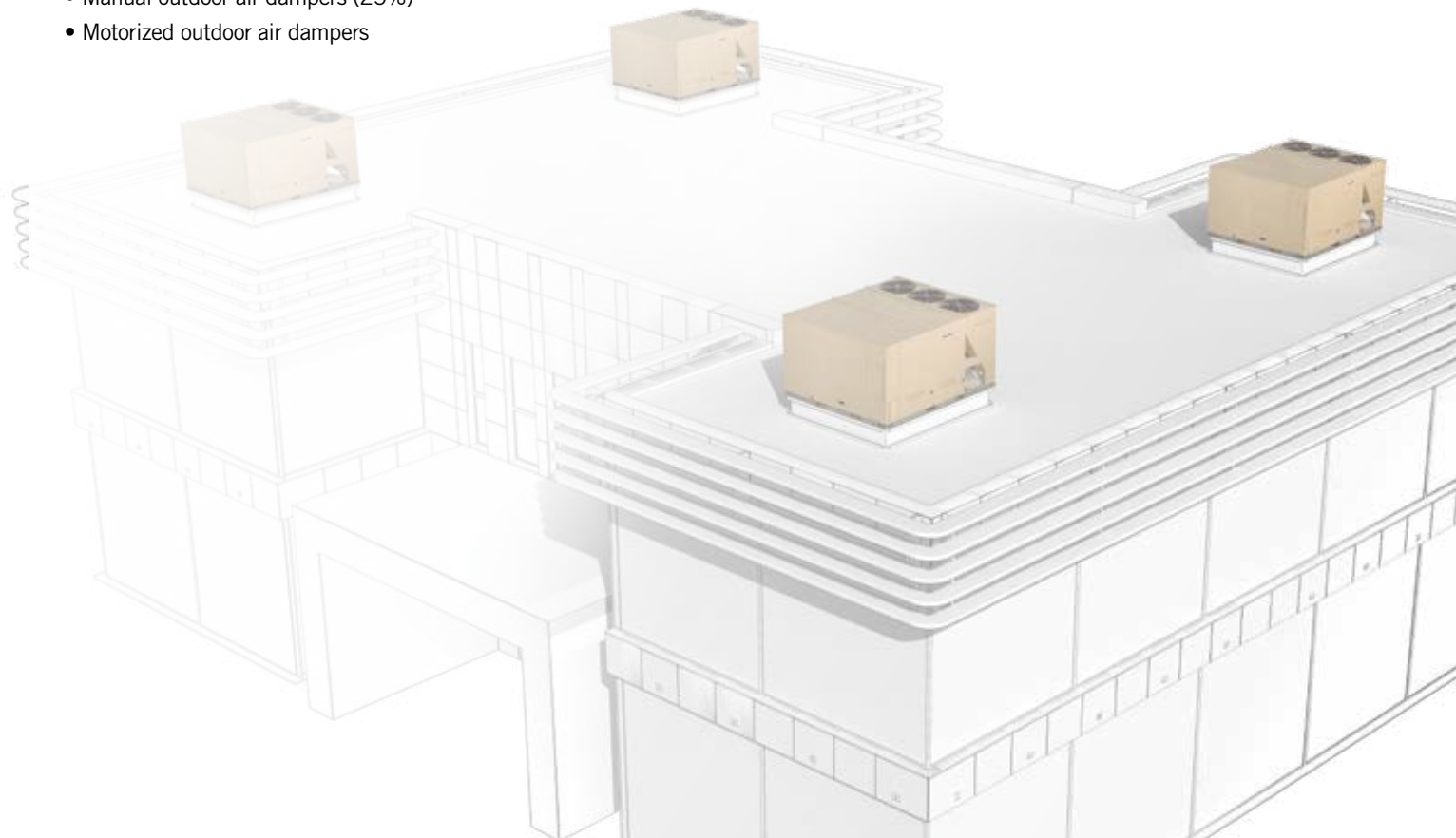
For quick, built-to-order solutions, K-Series units can be built and tested at the factory to exact specifications with these options:

- Single-Zone VAV (Variable Air Volume) supply fan option
- Coil corrosion protection
- Stainless steel heat exchanger
- Hinged doors

## FACTORY OPTIONS OR FIELD ACCESSORIES

For maximum time and cost flexibility, choose to have these options installed in the field or at the factory:

- Economizers
- Barometric relief dampers
- High- and low-static drive kits
- Heaters (electric/electric only)
- BACnet module



# ADVANCED TECHNOLOGY, ADVANCED EQUIPMENT



The technologies built into the K-Series™ units help businesses enjoy lasting performance and consistent energy efficiency, season after season.



## CONNECT TO NEW OR EXISTING BACNET BUILDING AUTOMATION SYSTEMS

All K-Series units can now be integrated with BACnet, an industry-leading building automation platform. Either factory- or field-installed, the BACnet module allows remote monitoring and adjusting of a building's heating and cooling. Digital sensors are fully programmable, providing precise monitoring and control, while optional password protection prevents unwanted temperature adjustments.

## THE ECO-LAST™ COIL. DEPENDABLE BY DESIGN. PERFORMANCE THAT LASTS.



**1 ALL-ALUMINUM COIL**—By using a series of channels, the Eco-Last™ coil system provides a higher primary surface area than traditional round tubes, resulting in up to 52% less refrigerant required to achieve the same level of heat transfer.



**2 COIL MOUNTING ISOLATORS**—Rubber inserts help to reduce vibration. Plus, the isolators prevent corrosion by separating the coil from the rest of the unit and eliminating metal-to-metal contact.



**3 SHEET METAL ISOLATORS**—Sheet metal isolators are placed along the top, bottom and sides of the coil and unit where needed, to further reduce points of potential corrosion.



**4 COIL STABILIZERS**—Securing the coil in place helps prevent movement during shipping to avoid damage.




**5 OVER-CORE REINFORCEMENTS**—For added protection, over-core reinforcements on the top and bottom of the coil are twice as thick as internal tubes and do not circulate refrigerant.



**6 BRAZED JOINTS**—The Eco-Last coil uses up to 20% fewer brazed joints than tube-and-fin coils, reducing the potential for leakage.

## K-SERIES™



- 1 HINGED ACCESS PANELS**—Factory option provides quick access to components and protects panels and roof from damage during servicing.
- 2 FULL-PERIMETER BASE RAIL (WITH RIGGING HOLES)**—Provides greater structural integrity, so the unit is easier to handle when rigging and transporting.
- 3 ISOLATED COMPRESSOR COMPARTMENT**—Allows performance check during normal compressor operation without disrupting airflow.
- 4 FORK SLOTS ON THREE SIDES**—Easy to pick up and transport units from almost any angle.
- 5 INDEPENDENT MOTOR MOUNT**—Allows for easy and efficient service access without removing the top panel.
- 6 CORROSION-RESISTANT, REMOVABLE DRAIN PAN**—Provides application flexibility, durability and improved serviceability. Bottom drain capability also standard.
- 7 LARGE BURNER COMPARTMENT**—Designed for serviceability, the contractor-facing gas components allow for fast routine maintenance and diagnostics.
- 8 PREDEFINED SUPPLY FAN MOTOR/DRIVE COMBINATIONS**—Make selecting components to meet static and airflow requirements quick and easy.
- 9 SCROLL COMPRESSOR**—Standard on all units for reliable long-term operation.
- 10 HIGH-PRESSURE SWITCH**—Improves reliability by safeguarding compressor from extreme operating conditions.
- 11 ECO-LAST COIL SYSTEM**—Uses up to 52% less refrigerant, is up to 59% lighter and has up to 20% fewer brazed joints than typical units (standard on all 7.5- to 12.5-ton gas/electric and electric/electric models; heat pump models use tube and fin coils).

# K-SERIES™ HIGH-EFFICIENCY ROOFTOP UNIT PERFORMANCE SPECIFICATIONS

		COOLING DATA			HEATING INPUT					PHYSICAL DATA	
NOM. TON.	MODEL	EER	IEER	LOW	STD.	MED.	HIGH	DIMENSIONS H X W X L [INCHES]		SHIP WT. [LBS.]	
								KW RANGE			
GAS/ ELECTRIC UNITS	6	KGB072H4B / KGB074H4T	12.0	13.5/16.0	—	65	108	150	47 x 47 x 86	690	
	7.5	KGA092H4B/M	12.5	13.0/14.0	—	130	180	240	47 x 61 x 102	1,185	
	8.5	KGA102H4B/M	12.2	12.9/14.0	—	130	180	240	47 x 61 x 102	1,192	
	10	KGA120H4B/M	12.0	13.0/13.8	—	130	180	240	47 x 61 x 102	1,227	
	13	KGA156H4B/M	12.0	13.6/14.1	—	260	360	—	55 x 92 x 108	2,135	
	15	KGA180H4B/M	12.0	13.5/13.7	—	260	360	480	55 x 92 x 133	2,315	
	17.5	KGA210H4B/M	12.0	13.0/14.0	—	260	360	480	55 x 92 x 133	2,440	
20	KGA240H4B/M	12.0	13.2/14.5	—	260	360	480	55 x 92 x 133	2,525		
ELECTRIC/ ELECTRIC UNITS	6	KCB072H4B / KCB074H4T	12.0	13.5/16.0	7.5	15.0	22.5	30.0	—	47 x 47 x 86	661
	7.5	KCA092H4B/M	12.7	13.0/14.0	7.5	15.0	22.5	30.0	45.0	47 x 61 x 102	1,137
	8.5	KCA102H4B/M	12.4	12.9/14.0	7.5	15.0	22.5	30.0	45.0	47 x 61 x 102	1,144
	10	KCA120H4B/M	12.2	13.2/14.0	15.0	22.5	30.0	45.0	60.0	47 x 61 x 102	1,179
	13	KCA156H4B/M	12.0	13.6/14.1	15.0	30.0	45.0	60.0	—	55 x 92 x 108	1,985
	15	KCA180H4B/M	12.0	13.5/13.7	15.0	30.0	45.0	60.0	—	55 x 92 x 133	2,165
	17.5	KCA210H4B/M	12.0	13.0/14.0	15.0	30.0	45.0	60.0	90.0	55 x 92 x 133	2,290
20	KCA240H4B/M	12.0	13.2/14.5	15.0	30.0	45.0	60.0	90.0	55 x 92 x 133	2,375	
HEAT PUMPS					47 CAP.	HSPF/COP 47	17 CAP.	COP 17			
	2	KHB024H4D	13.0	16.5	24,000	8.3/3.88	13,000	2.34	39 x 47 x 86	608	
	3	KHB036H4D	12.7	16.0	35,600	8.5/3.9	19,200	2.4	39 x 47 x 86	608	
	4	KHB048H4D	12.8	16.0	46,000	8.5/3.9	26,000	2.46	47 x 47 x 86	681	
	5	KHB060H4D	12.5	16.0	59,000	8.5/3.76	34,000	2.46	47 x 47 x 86	787	
	7.5	KH/DB092H4B/M	12.1	12.9/14.2	86,000	3.6	51,000	2.40	47 x 61 x 102	1,158	
	8.5	KH/DB102H4B/M	12.0	12.5/14.3	100,000	3.6	58,000/ 56,000	2.40	47 x 61 x 102	1,160	
	10	KH/DB122H4M	12.3	14.8	116,000	3.6	70,000	2.4	47 x 61 x 125	1,301	

# K-SERIES STANDARD-EFFICIENCY ROOFTOP UNIT PERFORMANCE SPECIFICATIONS

		COOLING DATA		HEATING INPUT				PHYSICAL DATA		
NOM TON.	MODEL	EER	SEER OR IEER	LOW	STD.	MED.	HIGH	DIMENSIONS H X W X L [INCHES]		SHIP WT. [LBS.]
								GAS/ ELECTRIC UNITS	2	
2.5	KGB030S4D	11.5	14.0	—	65	—	—		39 x 47 x 86	574
3	KGB036S4B/D	12.5	14.0	—	65	108	—		39 x 47 x 86	596
4	KGB048S4B/D	11.5	14.0	—	65	108	150		39 x 47 x 86	596
5	KGB060S4B/D	11.8	14.0	—	65	108	150		47 x 47 x 86	690
6	KGB074S4B/T	11.0/11.2	12.7/15.0	—	65	108	150		47 x 47 x 86	690
7.5	KGB090S4B/T	11.0	12.7/14.0	—	—	108	150		47 x 47 x 99	843
7.5	KGB092S4B	11.2	12.7	—	130	180	240		47 x 61 x 102	1,003
7.5	KGA092S4M	11.0	13.0	—	130	180	240		47 x 61 x 102	1,003
8.5	KGA102S4M	11.0	13.0	—	130	180	240		47 x 61 x 102	1,023
8.5	KGB102S4B	11.0	12.7	—	130	180	240		47 x 61 x 102	1,023
10	KGA120S4M	11.0	13.0	—	130	180	240		47 x 61 x 102	1,071
10	KGB120S4B	11.0	12.7	—	130	180	240		47 x 61 x 102	1,071
12.5	KGB150S4B/M	10.8	12.2 / 13.5	—	130	180	240		47 x 61 x 102	1,200
15	KGA180S4M	10.8	12.6	—	260	360	480		55 x 92 x 108	1,990
15	KGB180S4B	10.8	12.2	—	260	360	480		55 x 92 x 108	2,055
17.5	KGA210S4M	10.8	13.1	—	260	360	480		55 x 92 x 108	2,135
17.5	KGB210S4B	10.8	12.2	—	260	360	480		55 x 92 x 108	2,165
20	KGA240S4M	10.8	13.0	—	260	360	480		55 x 92 x 133	2,380
20	KGB240S4B	10.8	12.2	—	260	360	480		55 x 92 x 133	2,380
25	KGB300S4B/M	10.5	11.4 / 13.8	—	260	360	480	55 x 92 x 133	2,650	

# K-SERIES STANDARD-EFFICIENCY ROOFTOP UNIT PERFORMANCE SPECIFICATIONS (CONT.)

		COOLING DATA		HEATING INPUT				PHYSICAL DATA			
NOM TON.	MODEL	EER	SEER OR IEER	LOW	STD.	MED.	HIGH	DIMENSIONS H X W X L [INCHES]	SHIP WT. [LBS.]		
				KW RANGE*							
ELECTRIC/ELECTRIC UNITS	2	KCB024S4D	12.7	14.0	5.0	7.5	10.0	—	—	39 x 47 x 86	543
	2.5	KCB030S4D	11.5	14.0	5.0	7.5	10.0	—	—	39 x 47 x 86	586
	3	KCB036S4B/D	12.5	14.0	7.5	15.0	—	—	—	39 x 47 x 86	568
	4	KCB048S4B/D	11.5	14.0	7.5	15.0	—	—	—	39 x 47 x 86	568
	5	KCB060S4B/D	11.8	14.0	7.5	15.0	22.5	—	—	47 x 47 x 86	661
	6	KCB074S4B/T	11.2	12.9/15.0	7.5	15.0	22.5	30.0	—	47 x 47 x 86	661
	7.5	KCB090S4B/T	11.2	12.9/14.0	7.5	15.0	22.5	30.0	—	47 x 47 x 99	805
	7.5	KCB092S4B	11.2	12.9	7.5	15.0	22.5	30.0	45.0	47 x 47 x 99	805
	7.5	KCA092S4M	11.2	13.2	7.5	15.0	22.5	30.0	45.0	47 x 61 x 102	955
	8.5	KCA102S4M	11.2	13.5	7.5	15.0	22.5	30.0	45.0	47 x 61 x 102	975
	8.5	KCB102S4B	11.2	12.9	7.5	15.0	22.5	30.0	45.0	47 x 61 x 102	975
	10	KCA120S4M	11.2	13.2	15.0	22.5	30.0	45.0	60.0	47 x 61 x 102	1,023
	10	KCB120S4B	11.2	12.9	15.0	22.5	30.0	45.0	60.0	47 x 61 x 102	1,023
	12.5	KCB150S4B/M	11.0	12.4/13.5	15.0	22.5	30.0	45.0	60.0	47 x 61 x 102	1,152
	15	KCA180S4M	11.0	12.8	15.0	30.0	45.0	60.0	—	55 x 92 x 108	1,840
	15	KCB180S4B	11.0	12.4	15.0	30.0	45.0	60.0	—	55 x 92 x 108	1,905
	17.5	KCA210S4M	11.0	13.3	15.0	30.0	45.0	60.0	90.0	55 x 92 x 108	1,985
	17.5	KCB210S4B	11.0	12.4	15.0	30.0	45.0	60.0	90.0	55 x 92 x 108	2,015
20	KCA240S4M	11.0	13.2	15.0	30.0	45.0	60.0	90.0	55 x 92 x 133	2,230	
20	KCB240S4B	11.0	12.4	15.0	30.0	45.0	60.0	90.0	55 x 92 x 133	2,230	
25	KCB300S4B/M	10.5	11.6/13.8	15.0	30.0	45.0	60.0	90.0	55 x 92 x 133	2,500	
				47 CAP.	HSPF/COP 47	17 CAP.	COP 17				
HEAT PUMPS	2	KHB024S4D	11.7	14.0	25,000	8.0/3.76	14,400	2.28	39 x 47 x 86	607	
	2	KDB024H4E	13	16.5	24,000	8.30/3.88	13,000	2.34	39 x 47 x 86	635	
	2.5	KHB030S4D	11.9	14.0	30,000	8.0/3.72	16,200	2.3	39 x 47 x 86	607	
	3	KHB036S4B/D	11.5	14.0	36,600	8.0/3.64	20,400	2.32	39 x 47 x 86	607	
	3	KDB036H4E	12.7	16.0	35,000	8.50/3.90	19,200	2.40	39 x 47 x 86	635	
	3	KDB036H4T	12	15.0	35,000	8.30/3.64	19,200	2.22	39 x 47 x 86	635	
	4	KHB048S4B/D	11.4	14.0	47,500	8.0/3.72	27,400	2.4	47 x 47 x 86	682	
	4	KDB048H4E	12.8	16.0	46,000	8.50/3.90	26,000	2.46	47 x 47 x 86	710	
	4	KDB048H4T	12	15.0	46,000	8.30/3.82	26,000	2.38	47 x 47 x 86	710	
	5	KHB060S4B	11.9	14.0	58,000	8.0/3.72	33,000	2.38	47 x 47 x 86	727	
	5	KDB060H4E	12.5	16.0	59,000	8.50/3.70	34,000	2.46	47 x 47 x 99	816	
	5	KDB060H4T	12.0	15.0	59,000	8.30/3.64	34,000	2.46	47 x 47 x 99	816	
	6	KHA072S4B	11.0	12.2	70,000	3.3	40,000	2.25	47 x 47 x 99	810	
	6	KHB074S4T	11.0	14.0	70,000	3.3	40,000	2.25	47 x 47 x 99	810	
	7.5	KHA092S4M	11.0	12.5	89,000	3.3	53,000	2.25	47 x 61 x 102	1,137	
	8.5	KHA102S4M	11.0	12.5	100,000	3.3	55,000	2.25	47 x 61 x 102	1,169	
	10	KHA120S4M	11.0	12.5	115,000	3.3	70,000	2.25	47 x 61 x 102	1,235	
	12.5	KHA150S4M	10.6	12.0	138,000	3.2	82,000	2.05	47 x 61 x 125	1,435	
15	KHA180S4M	10.6	13.2	178,000	3.2	100,000	2.05	55 x 92 x 130	2,150		
20	KHA240S4M	10.6	13.0	220,000	3.2	124,000	2.05	55 x 92 x 130	2,350		

Certified in accordance with the USE certification program which is based on ARI Standard 210/240: 95°F outdoor air temperature and 80°F dB/67°F wb entering evaporator coil air.

Certified in accordance with the ULE certification program which is based on ARI standard 340/360: 95°F outdoor air temperature and 80°F dB/67°F wb entering evaporator air; minimum external duct static pressure.

Direct-drive blower motors available for 2- to 5-ton models.

\*Nominal electric heat capacities are rated at 240V, 480V and 600V.

Note: Due to Allied Commercial's ongoing commitment to quality, all specifications, ratings and dimensions are subject to change.



Visit us at [www.allied-commercial.com](http://www.allied-commercial.com) or contact us at 1-800-448-5872.

© 2018 Allied Air Enterprises LLC, a Lennox International Inc. Company



Litho U.S.A.

ACKS-300 01/18 PC86041