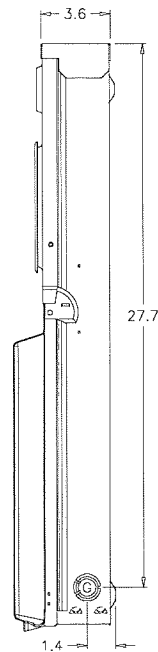
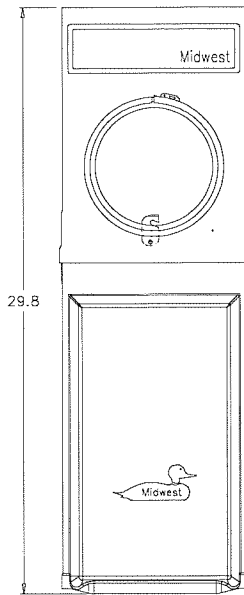
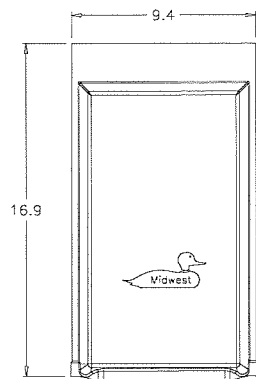
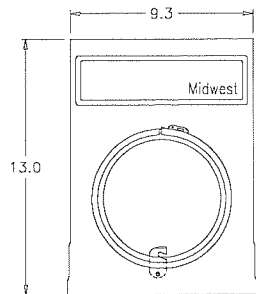


KNOCKOUT TABLE:

G= 1/2", 3/4", 1" KO
 B= 1", 1-1/4", 1-1/2" KO
 D= 3/4", 1", 1-1/4" KO
 H= 9/32" KO

WIRE RANGE TABLE:

| CONNECTOR | COPPER | | ALUMINUM | |
|--------------------------|--------|--------|----------|--------|
| | SOLID | STRAND | SOLID | STRAND |
| LINE METER SOCKET | ----- | 6-1/0 | ----- | 6-1/0 |
| LOAD LUG TRIPLE TERMINAL | 14-8 | 14-1/0 | 12-8 | 12-1/0 |
| NEUTRAL | 14-8 | 14-1/0 | 12-8 | 12-1/0 |
| EQUIP. GRND. | 12-8 | 12-2 | 12-8 | 12-2 |



SH23

MIDWEST ELECTRIC PRODUCTS, INC.
 Mankato, MN

Dr. By: JE
 Ck. By:
 CR: R0811402

* = Critical To Quality
 Unless Otherwise Specified
 Tolerances On:
 3 Pl. Decimals ± .010
 2 Pl. Decimals ± .030
 Fractions ± 1/32
 Angles ± 1/2°
 Holes ± .003
 Dimensions Are In Inches

AutoCad Generated
 SCALE 1 : 1
 SIZE A
 SHEET 1 OF 1

TITLE: M100T
 OUTLINE DRAWING
 DWG NO: 265A6227

Rev.1 CR R0811402 JE 1-28-08
 Rev.2 CR R110661B IB 08-26-11

Y
 X