

Features & Benefits

- Die-Cast Aluminum on Front and Back Housing
- Full Cutoff and Compliant with Dark Sky Requirements
- Mounting via J-box or Surface Conduit
- Casting Thermally Conducts LED Heat to Optimize Performance and Long Life
- Pre-Installed Photocell Button, PIR Sensor and Emergency Battery Available
- UL listed for Wet Locations
- 5-year limited warranty



Medium Size 27W&45W&70W



Large Size 90W&135W



Technical Parameters

Power	Light Output	Power Input	Operating Temperature	Efficacy
27W - 135W	3,700lm - 18,000 lm	120-277V, 347/480V	-40°F - 131°F	Up to 143 lm/W

Color Temperature	CRI	Certifications	Driver	Photocell
4000K, 5000K	70 CRI	UL	1-10V Dimming	Button

Motion Sensor	Emergency Battery	Light Distribution	Finish	
Bi-Level PIR Sensor	8W 900 lm	Type 3	DB, B, W	

Performance Data

5000K		
LED Watts	Lumens	LPW
27W	3,850 lm	143 lm/W
45W	6,350 lm	141 lm/W
70W	9,750 lm	139 lm/W
90W	12,300 lm	137 lm/W
135W	18,000 lm	133 lm/W

4000K		
LED Watts	Lumens	LPW
27W	3,800 lm	141 lm/W
45W	6,300 lm	140 lm/W
70W	9,700 lm	139 lm/W
90W	12,200 lm	136 lm/W
135W	18,000 lm	133 lm/W

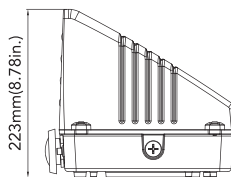
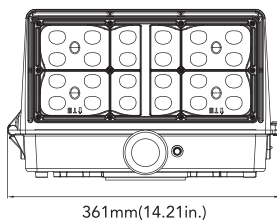

Ordering Information *Example: WPCFX-45W-50K*

(Optional)

Model	Wattage	Voltage	CCT	Finish	Controls
WPFC Wall Pack WPCFX Series	27W 45W 70W 90W 135W	Blank 120-277V HV 347/480V	40K 4000K 50K 5000K	Blank Dark Bronze B Black W White	P Photocell M Motion Sensor EM Emergency Battery

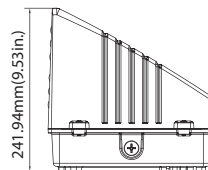
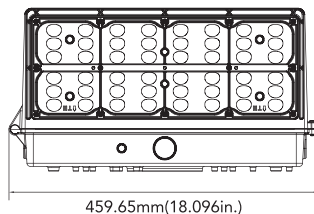

Product Dimensions

Medium Size



Net Weight
27W: 6.567lb
45W: 6.938lb
70W: 7.143lb

Large Size




Net Weight
90W: 10.721lb
135W: 11.195lb


Photometrics

ACCESSORIES


Photocell I
No. PC-JL-120-277V
USE: Photocell is field installed or pre-installed in factory by request



PIR Sensor , 120-277V
USE: Sensor can be pre-installed in factory or field installed



Emergency Battery Backup
USE: Sensor can be pre-installed in factory or field installed
Only suitable for 27W,45W,70W,90W



DLC Listed Models

System Watt	Voltage	CCT	DLC NO	DLC Classification
45W	120-277V	4000K	WPFCX-45W-40K-[Blank,B,W]-[P,M,EM]	Premium
70W	120-277V	4000K	WPFCX-70W-40K-[Blank,B,W]-[P,M,EM]	Premium
70W	120-277V	5000K	WPFCX-70W-50K-[Blank,B,W]-[P,M,EM]	Premium

Note: Only Above Models are Currently DLC Listed