


For Residential and Commercial Applications

Job Name		Engineer / Architect	
Job Location		Wholesaler	
Submittal Date		Contractor	

BF1-**DL / BF3-**DL Speedi Plumb® PLUS Braided Toilet Connector - Flare Inlet

Use: For use in potable water distribution systems in accessible locations only.

Design Features:

- **Engineered polymer braided** fibers bend freely without kinking or crimping
- **Reinforced PVC inner hose** ensures durability
- **Rubber washers** provide a large pliable sealing surface and ensure a long lasting water-tight connection
- **Long wing nuts** allow for quick connection and ensure dependable thread engagement
- **8-sided pneumatic crimp** provides greater dependability for reliable nut-to-hose connections
-  **No Lead**

Operating Specifications:

Temperature: 40°- 140° F, intermittent to 180° F

Pressure: 125 PSI maximum


Tubing Diameter: 0.300" ID (0.550" OD)

MATERIAL SPECIFICATIONS

Inner Hose	Reinforced PVC
Braiding	PVC coated polyester yarn
Barb	Brass
Ferrule	Zinc-plated steel
Nut	Polypropylene
Washer	Rubber
Compression Nut	Brass, chrome plated

Part Listing:

- | | | |
|--------------------------|-------------|---|
| <input type="checkbox"/> | BF1-12DL F | 3/8" flare x 7/8" ballcock x 12" length |
| <input type="checkbox"/> | BF1-12DLM F | 3/8" flare x 7/8" ballcock (metal nut) x 12" length |
| <input type="checkbox"/> | BF1-16DL F | 3/8" flare x 7/8" ballcock x 16" length |
| <input type="checkbox"/> | BF1-20DL F | 3/8" flare x 7/8" ballcock x 20" length |
| <input type="checkbox"/> | BF3-12DL F | 1/2" flare x 7/8" ballcock x 12" length |
| <input type="checkbox"/> | BF3-12DLM F | 1/2" flare x 7/8" ballcock (metal nut) x 12" length |



This specification and all information contained herein is the confidential and exclusive property of BrassCraft Manufacturing, and shall not be disclosed to others without the written consent of BrassCraft Mfg. This specification must be returned to BrassCraft Mfg. if requested.

400.107 BF1/BF3 SPP Braided Toilet Connector - Flare Inlet REV 07/13

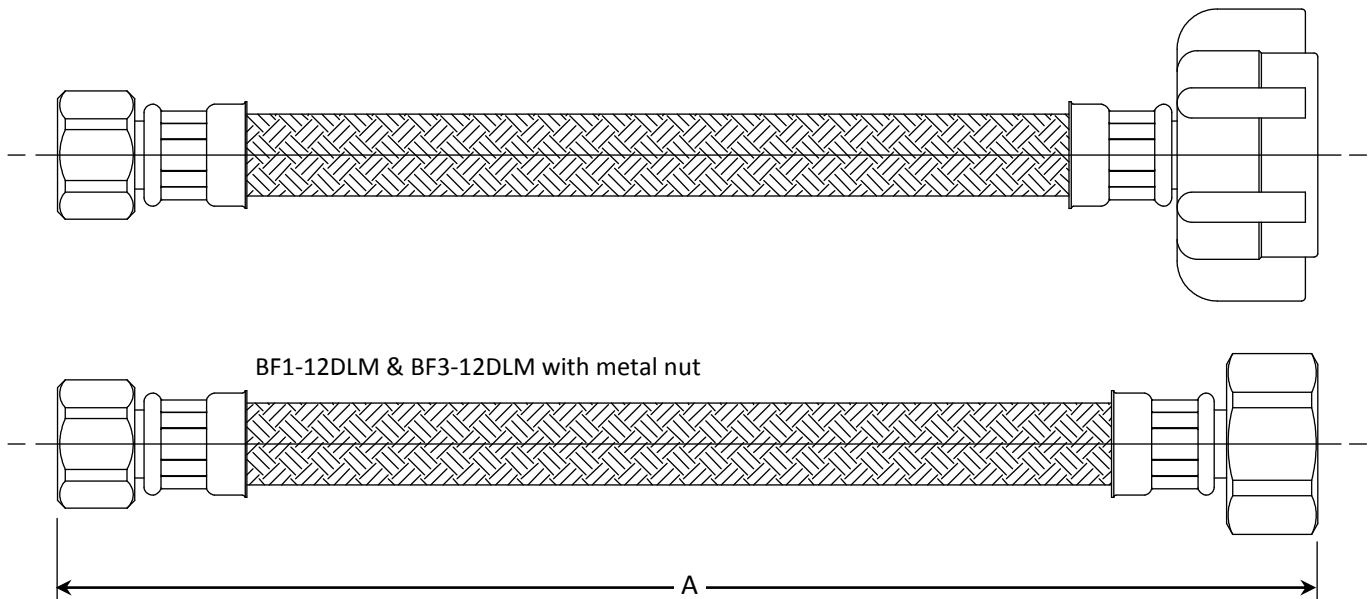
BrassCraft®

© 2013 BrassCraft Mfg.

BF1-**DL / BF3-**DL Speedi Plumb® PLUS Braided Toilet Connector - Flare Inlet

Part Listing (con't):

- | | | |
|--------------------------|------------|---|
| <input type="checkbox"/> | BF3-16DL F | 1/2" flare x 7/8" ballcock x 16" length |
| <input type="checkbox"/> | BF3-20DL F | 1/2" flare x 7/8" ballcock x 20" length |



PART DIMENSIONS (Inches)	
Model	DIM. A
BF1-12DL	12.0 / 13.0
BF1-12DLM	12.0 / 13.0
BF1-16DL	16.0 / 17.0
BF1-20DL	20.0 / 21.0

PART DIMENSIONS (Inches)	
Model	DIM. A
BF3-12DL	12.0 / 13.0
BF3-12DLM	12.0 / 13.0
BF3-16DL	16.0 / 17.0
BF3-20DL	20.0 / 21.0

Listings & Certifications:

- IAPMO listed to ASME A112.18.6 and CSA B125.6 (File # 0452)
- CSA listed to ASME A112.18.6 and CSA B125.6 (File #204593)
- No-Lead product CSA listed to Low-Lead Content Certification Program – Plumbing Products Class 6853-01



This specification and all information contained herein is the confidential and exclusive property of BrassCraft Manufacturing, and shall not be disclosed to others without the written consent of BrassCraft Mfg. This specification must be returned to BrassCraft Mfg. if requested.

400.107 BF1/BF3 SPP Braided Toilet Connector - Flare Inlet REV 07/13

BrassCraft

© 2013 BrassCraft Mfg.