

LUMALUX® and LUMALUX® ECOLOGIC®

High Pressure Sodium Lamps



LUMALUX® and LUMALUX ECO high pressure sodium lamps offer a reliable light source with high efficacy and long life. With up to 140 lumens per watt (LPW) initial efficacy and excellent lumen maintenance, these lamps deliver consistent light levels throughout their long lifetime. LUMALUX ECOLOGIC lamps have identical physical and electrical construction to standard LUMALUX lamps, but with reduced mercury content enabling them to pass the Federal TCLP test¹. The combined product offering builds a complete portfolio of the industry's most popular high pressure sodium lamp wattages and configurations.

LUMALUX high pressure sodium lamps have a proven history in the marketplace for over 30 years, yet refinements to the technology provide an opportunity to improve performance ratings. As such, many LUMALUX and all LUMALUX ECO lamps are now rated up to 30,000+ hours average life, which is up to a 25 percent improvement over industry standard products. These lamps also feature lead-free glass, bases and manufacturing process, reducing overall environmental impact.

Application Information

Applications

- Architectural
- Canopy
- Floodlighting
- High bay
- Industrial
- Low bay
- Roadway fixture – Cobra head
- Wall mount

Key Features & Benefits

LUMALUX:

- Offers up to 30,000+ hours of average rated life
- Very high efficacy: Up to 140LPW
- Lamps available from 35 to 150 watts in medium base and 50 to 1000 watts in mogul base
- Most types available as clear or coated
- Universal operating position
- Lead-free borosilicate hard glass outer jacket
- Lead-free bases allow a maximum base temperature of 250°C, 40°C higher than ANSI specification for soldered bases

LUMALUX ECO:

- All ECO products have an average rated life of 30,000+ hours*
- Pass Federal TCLP test¹
- May reduce disposal costs
- Direct replacement for standard HPS lamps that do not pass the Federal TCLP test
- Meets all physical and electrical ANSI requirements

*Except LU1000/ECO

1. TCLP test results are based on NEMA LL Series standards and are available on request.

ECOLOGIC® is a comprehensive program focused on addressing environmental issues at all stages of lamp life.



Product Offering

Ordering Description	Base
35, 50, 70, 100 and 150	Medium
50, 70, 100, 150, 200, 250, 310, 400, 750 and 1,000	Mogul



Specification Data

Catalog #	Type
Project	
Comments	
Prepared by	

Ordering Information

Item Number	Ordering Abbreviation	Watts	Bulb	Base	ANSI Code	Average Rated Life (hrs.) ¹	Initial Lumens	Mean Lumens ²	CCT	Lamp Efficacy (LPW)
LUMALUX® ECOLOGIC®										
67510	LU50/ECO	50	ET23.5	E39 Mogul	S68	30,000+	4,000	3,200	1900K	80
67512	LU70/ECO	70	ET23.5	E39 Mogul	S62	30,000+	6,300	5,500	1900K	90
67514	LU100/ECO	100	ET23.5	E39 Mogul	S54	30,000+	9,500	7,150	2100K	95
67516	LU150/55/ECO	150	ET23.5	E39 Mogul	S55	30,000+	16,000	12,230	2100K	107
67576	LU200/ECO	200	ET18	E39 Mogul	S66	30,000+	22,000	19,800	2100K	110
67578	LU250/ECO	250	ET18	E39 Mogul	S50	30,000+	29,000	24,700	2100K	116
67580	LU310/ECO	310	ET18	E39 Mogul	S67	30,000+	37,000	32,900	2100K	119
67533	LU400/ECO	400	ET18	E39 Mogul	S51	30,000+	50,000	40,300	2100K	125
67307	LU1000/ECO	1,000	E25	E39 Mogul	S52	24,000+	130,000	124,000	2100K	130
LUMALUX										
67500	LU35/MED	35	E17	E26 Med.	S76	16,000+	2,250	2,050	1900K	64
67501	LU35/D/MED	35	E17	E26 Med.	S76	16,000+	2,100	1,935	1900K	60
67502	LU50/MED	50	E17	E26 Med.	S68	24,000+	4,000	3,600	1900K	80
67503	LU50/D/MED	50	E17	E26 Med.	S68	24,000+	3,700	3,420	1900K	74
67504	LU70/MED	70	E17	E26 Med.	S62	24,000+	6,300	5,350	1900K	90
67505	LU70/D/MED	70	E17	E26 Med.	S62	24,000+	5,800	4,900	1900K	83
67506	LU100/MED	100	E17	E26 Med.	S54	24,000+	9,500	8,000	2100K	95
67508	LU150/MED	150	E17	E26 Med.	S55	24,000+	15,800	13,400	2100K	102
67509	LU150/55/D/MED	150	E17	E26 Med.	S55	24,000+	14,000	12,300	2100K	93
67517	LU150/55/D	150	ET23.5	E39 Mogul	S55	30,000+	14,000	12,500	2100K	93
67518	LU150/100	150	BT28	E39 Mogul	S56	30,000+	15,700	13,550	2100K	105
67521	LU250/D	250	BT28	E39 Mogul	S50	30,000+	26,000	24,400	2100K	104
67547	LU750	750	BT37	E39 Mogul	S111	24,000+	105,000	94,500	2100K	140

1. Average rated life based on 10 hours per start and it is defined as the hours at which 50% of a group of lamps are still operating, except where denoted with a "+" next to the life rating, which refers to 65% survival.

2. Mean lumens are measured on ANSI reference circuits at rated wattage and 50% of average rated life.

General Notes:

1. TCLP claims based on SYLVANIA's TCLP test protocol. Some states and localities have lower limits than the Federal TCLP standard and have different disposal regulations for mercury containing lamps. Data available upon request. 1998 Federal TCLP limits: 5.0mg/l for lead and 0.2mg/l for mercury.

2. CRI for LUMALUX and LUMALUX ECO lamps is approximately 22. CCT for LUMALUX and LUMALUX ECO lamps is approximately 2100K.

3. For lamp wattages of 360W or greater, it is recommended that lampholders with nickel-plated copper alloy center contacts (with spring) should be used rather than electrical contacts made of stainless steel.

Ordering Guide

LU	70	/	—	/	—	/	ECO
LUMALUX	Wattage: 35, 50, 70, 100		Base:		Finish:		ECOLOGIC
High Pressure	150, 200, 250, 310, 400		— (mogul)		— (clear)		— (not TCLP passing)
Sodium	600, 750, 1000 watts		MED (medium)		D (coated)		ECO (TCLP passing)

Sample Specification

Lamps shall be LUMALUX ECO high pressure sodium lamps that pass the Federal TCLP limits. Lamps shall include a welded, lead-free brass base, a lead-free glass outer jacket, and shall be a direct retrofit for standard HPS.

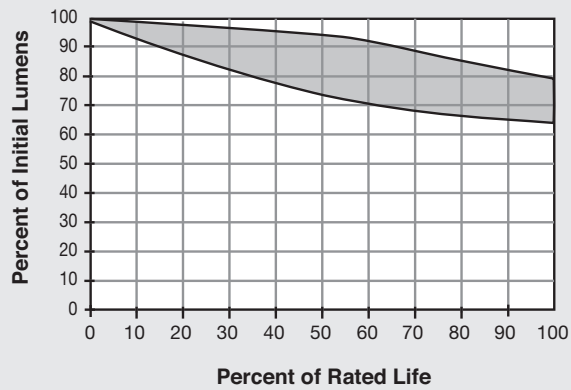
Related Literature

Magnetic Ballast Catalog (Literature code: ECS-MAGNETIC 2006)

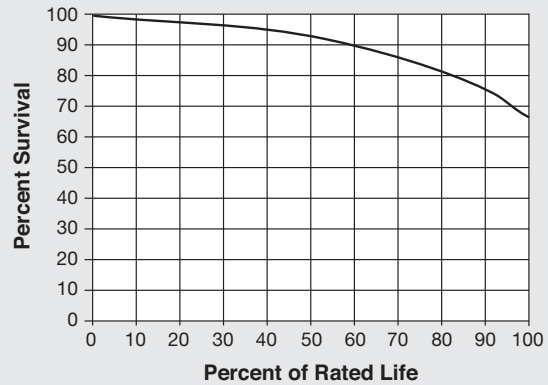
HID System Warranty (Literature code: HIDO43)

Technical Information

Typical Lumen Depreciation

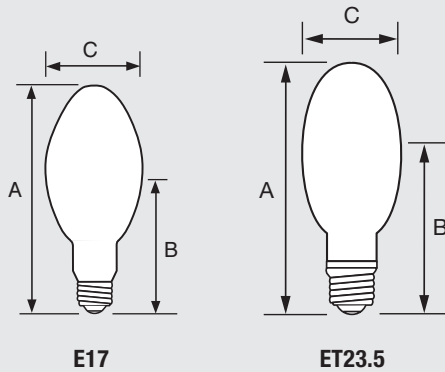


Typical Survival Curve

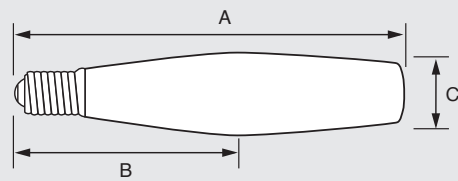


Lamp Dimensions

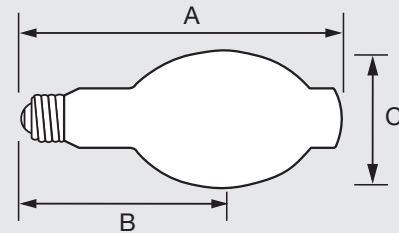
Ordering Abbreviation	(A) MOL	(B) LCL	(C) Bulb Diameter
E17	5.43"	3.42"	2.13"
ET23.5	7.75"	5"	2.94"
BT28	8.98"	5"	3.53"
BT37	11.5"	7"	4.6"
ET18	9.76"	5.75"	2.2"
E25	15.08"	8.74"	3.1"



ET18
E25



BT28
BT37



LEDVANCE LLC
200 Ballardvale Street
Wilmington, MA 01887 USA
Phone 1-800-LIGHTBULB (1-800-544-4828)
www.sylvania.com

SYLVANIA and LEDVANCE are registered trademarks.
All other trademarks are those of their respective owners.
Product Licensee of Trademark SYLVANIA in General Lighting.
Specifications subject to change without notice.

[/sylvania](#) [/sylvania](#)

