

## Shawnee - Two Handle High Arc Bathroom Faucet



- \* 4" Center-set, 3 Hole Installation
- \* Brass Pop-up Drain Assembly Included
- \* 4-1/16" High and 4-5/16" Long Spout, Zinc Handle, Zinc Deck Plate
- \* Brass Waterway Construction with 1/2" -14 NPSM Connection
- \* 1/4 Turn Premium Grade Ceramic Cartridges (Type I)
- \* Flow Rate: 1.2GPM @ 60PSI
- \* 100% Pressure System Tested
- \* Lifetime Limited Warranty; 5 year warranty from date of purchase for Commercial users.

Project / Job Name	
Architect / Engineer	
Contractor	
Model	
Quantity	

### Model No. :



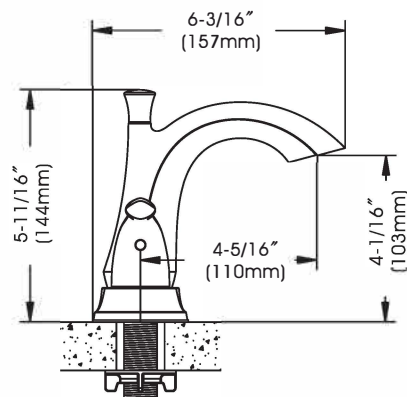
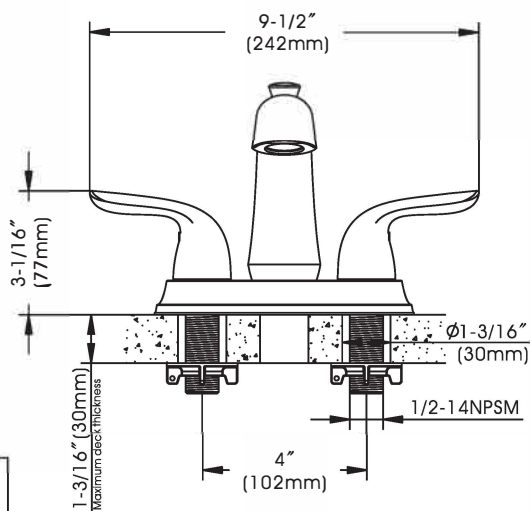
192-7128 (CH)  
(Shown Model)



192-7129 (BN *Spotless PVD*)



192-7130 (ORB)



### Cartridge (Type I)



### Product Compliance:

- ASME A112.18.1 / CSA B125.1
- NSF 61 - Section 9
- NSF 372 (Low Lead Content)
- ANSI A117.1 (ADA)
- EPA - Water Sense

## Shawnee - Two Handle High Arc Bathroom Faucet



- \* 4" Center-set, 3 Hole Installation
- \* Brass Pop-up Drain Assembly Included
- \* 4-1/16" High and 4-5/16" Long Spout, Zinc Handle, Zinc Deck Plate
- \* Brass Waterway Construction with 1/2" -14 NPSM Connection
- \* 1/4 Turn Premium Grade Ceramic Cartridges (Type I)
- \* Flow Rate: 1.2GPM @ 60PSI
- \* 100% Pressure System Tested
- \* Lifetime Limited Warranty; 5 year warranty from date of purchase for Commercial users.

Project / Job Name	
Architect / Engineer	
Contractor	
Model	
Quantity	

### Model No. :



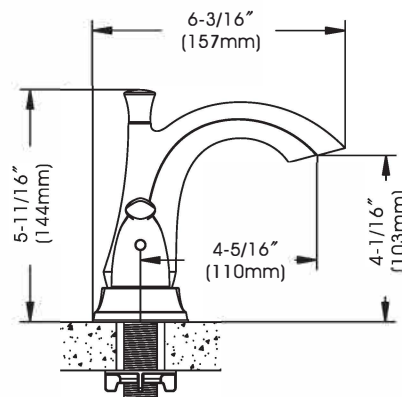
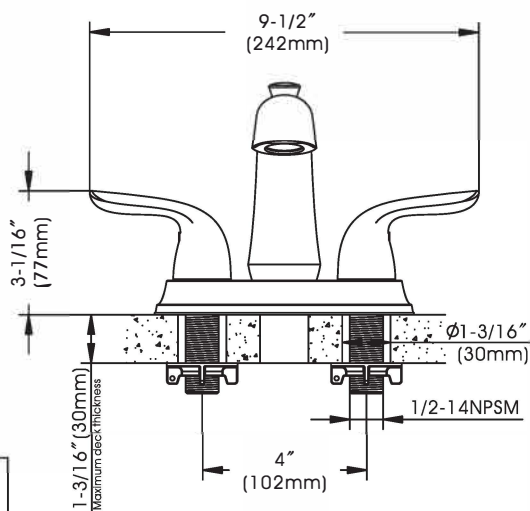
192-7128 (CH)



192-7129 (BN *Spotless PVD*)  
(Shown Model)



192-7130 (ORB)



### Cartridge (Type I)



### Product Compliance:

- ASME A112.18.1 / CSA B125.1
- NSF 61 - Section 9
- NSF 372 (Low Lead Content)
- ANSI A117.1 (ADA)
- EPA - Water Sense

## Shawnee - Two Handle High Arc Bathroom Faucet



- \* 4" Center-set, 3 Hole Installation
- \* Brass Pop-up Drain Assembly Included
- \* 4-1/16" High and 4-5/16" Long Spout, Zinc Handle, Zinc Deck Plate
- \* Brass Waterway Construction with 1/2" -14 NPSM Connection
- \* 1/4 Turn Premium Grade Ceramic Cartridges (Type I)
- \* Flow Rate: 1.2GPM @ 60PSI
- \* 100% Pressure System Tested
- \* Lifetime Limited Warranty; 5 year warranty from date of purchase for Commercial users.

Project / Job Name	
Architect / Engineer	
Contractor	
Model	
Quantity	

### Model No. :



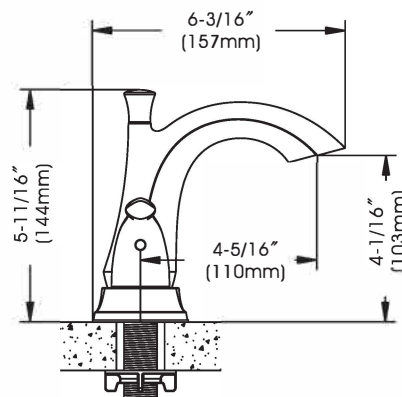
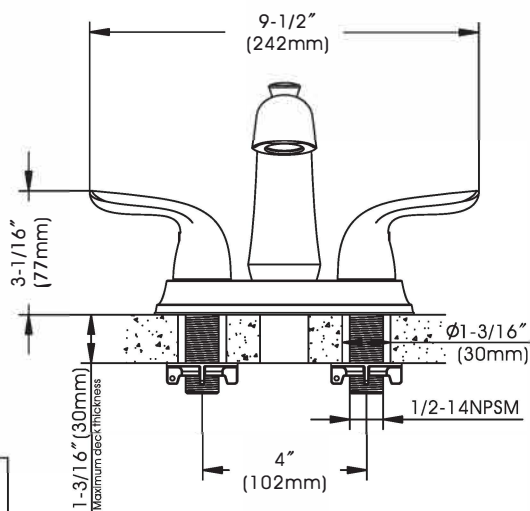
192-7128 (CH)



192-7129 (BN *Spotless PVD*)



192-7130 (ORB)  
(Shown Model)



### Cartridge (Type I)



### Product Compliance:

- ASME A112.18.1 / CSA B125.1
- NSF 61 - Section 9
- NSF 372 (Low Lead Content)
- ANSI A117.1 (ADA)
- EPA - Water Sense