



SINCE 1945
KEYSTONE
CELEBRATING 75 YEARS

**DIRECT
DRIVE
HID LED**

NOW WITH FIELD ADJUSTABLE
LIGHT OUTPUT AND COLOR TEMPERATURE




NOW WITH FIELD ADJUSTABLE LIGHT OUTPUT AND COLOR TEMPERATURE

Reduce SKUs By 90%

That's Light Made Easy for inventory managers, sales people *and* installers



COLOR SELECT SWITCH



POWER SELECT SWITCH




Keystone's Direct Drive HID LED replacement lamps are the ideal way to upgrade existing HID fixtures to energy efficient LED. With our newest generation of HID LED lamps, we introduce Power Select and Color Select technology. These innovative features allow you to quickly select from three lumen output and three color temperature options. Reduce SKUs with the versatility provided by Power Select and Color Select switches.

- Quickly select from three lumen output and color temperature options with Keystone's new line of HID LED lamps
- The versatility provided by the Power Select and Color Select switches allows for significant SKU reduction
- Ideal replacement for conventional metal halide lamps
- Small form factor to fit into the tightest of fixtures

COLOR SELECT LIGHTING COLOR GUIDE

Choose from 3 color temperatures to achieve warm, neutral or cool tones. Color Select options for all HID LED lamps in this brochure are 3000K, 4000K, and 5000K.



POWER SELECT LIGHTING COLOR GUIDE

Choose from 3 wattage options to achieve bright, brighter or brightest light. Images below are all shown at a color temperature of 4000K.



ADDITIONAL BENEFITS AND FEATURES:

- 50,000+ hour lifetime
- Environmentally friendly: No mercury used
- Instant startup
- UL listed
- Suitable for use in fully enclosed fixtures
- Operating temperature: $-40^{\circ}\text{C}/-40^{\circ}\text{F}$ to $60^{\circ}\text{C}/140^{\circ}\text{F}$
- Integral driver, eliminates the need for external driver or ballast; includes 4kV surge protection
- Integrated heat sink quickly dissipates heat and guides water intrusion out of the lamp

ADD A SMART PORT SENSOR FOR INSTANT CONTROLLABILITY

EC&M
Product of the Year
2019 Category Winner

Attaching controls to a legacy HID lamp or LED replacement lamp has been a challenge, limiting energy savings and rebate dollars. Now, with Smart Port LED, you can control your LED lighting and improve efficiency with ease. Simply insert the sensor (sold separately) and adjust the settings quickly. Even if you choose not to plug in a sensor, the lamp will operate normally.



MICROWAVE MOTION SENSOR

CATALOG NUMBER	INPUT VOLTAGE	OUTPUT VOLTAGE	OUTPUT CURRENT	DETECTION ANGLE	MAXIMUM MOUNTING HEIGHT	DETECTION DIAMETER AT MAX. MOUNTING HEIGHT
KTS-MW1-12V-AUX	12V	0-10V	20mA	120°	26'	33'



- 360° detection through walls and objects
- Motion detection
- On-off functionality
- Standby level options: off, 20% dim, 40% dim, or 60% dim
- Hold time options for motion detection: 30 sec., 90 sec., 5 min., or 10 min.
- Standard 3.5mm AUX port connection

PIR (PASSIVE INFRARED) MOTION SENSOR

CATALOG NUMBER	INPUT VOLTAGE	OUTPUT VOLTAGE	OUTPUT CURRENT	DETECTION ANGLE	MAXIMUM MOUNTING HEIGHT	DETECTION DIAMETER AT MAX. MOUNTING HEIGHT
KTS-PIR1-12V-AUX	12V	0-10V	20mA	120°	20'	26.4'



- Motion detection
- On-off functionality
- Standby level options: off, 20% dim, 40% dim, or 60% dim
- Hold time options for motion detection: 30 sec., 90 sec., 5 min., or 10 min.
- Standard 3.5mm AUX port connection

DAYLIGHT SENSOR

CATALOG NUMBER	INPUT VOLTAGE	OUTPUT VOLTAGE	OUTPUT CURRENT
KTS-PS1-12V-AUX	12V	0-10V	20mA




- Natural light detection
- On-off functionality
- Reaction lux options: 20 lx, 50 lx, 100 lx, or 300 lx
- Hold time: 1 minute, 5 hours, 8 hours, or unlimited
- Standard 3.5mm AUX port connection




Each lamp is pre-set at 5000K and the highest lumen output.

36W HID LED (150W MH REPLACEMENT)

E26 BASE TYPE


CATALOG NUMBER	INPUT VOLTAGE	SELECTABLE POWER	SELECTABLE COLOR TEMP	CRI	LUMENS	EFFICACY	DIMENSIONS		SMART PORT LED TECHNOLOGY
							LENGTH	DIAMETER	
KT-LED36PSHID-E26-8CSB-D 	120-277V	36W	5000K	>80	4680	140 lm/W	7.90"	3.30"	Yes
			4000K		5220	145 lm/W			
			3000K		5040	135 lm/W			
		27W	5000K		3645	140 lm/W			
			4000K		3915	145 lm/W			
			3000K		3780	135 lm/W			
		18W	5000K		2430	140 lm/W			
			4000K		2610	145 lm/W			
			3000K		2520	135 lm/W			

EX39 BASE TYPE


CATALOG NUMBER	INPUT VOLTAGE	SELECTABLE POWER	SELECTABLE COLOR TEMP	CRI	LUMENS	EFFICACY	DIMENSIONS		SMART PORT LED TECHNOLOGY
							LENGTH	DIAMETER	
KT-LED36PSHID-EX39-8CSB-D 	120-277V	36W	5000K	>80	4680	140 lm/W	8.70"	3.30"	Yes
			4000K		5220	145 lm/W			
			3000K		5040	135 lm/W			
		27W	5000K		3645	140 lm/W			
			4000K		3915	145 lm/W			
			3000K		3780	135 lm/W			
		18W	5000K		2430	140 lm/W			
			4000K		2610	145 lm/W			
			3000K		2520	135 lm/W			

45W HID LED (175W MH REPLACEMENT)

E26 BASE TYPE


CATALOG NUMBER	INPUT VOLTAGE	SELECTABLE POWER	SELECTABLE COLOR TEMP	CRI	LUMENS	EFFICACY	DIMENSIONS		SMART PORT LED TECHNOLOGY
							LENGTH	DIAMETER	
KT-LED45PSHID-E26-8CSB-D 	120-277V	45W	5000K	>80	6300	140 lm/W	9.10"	3.30"	Yes
			4000K		6525	145 lm/W			
			3000K		6075	135 lm/W			
		36W	5000K		5040	140 lm/W			
			4000K		5220	145 lm/W			
			3000K		4860	135 lm/W			
		27W	5000K		3780	140 lm/W			
			4000K		3915	145 lm/W			
			3000K		3645	135 lm/W			

EX39 BASE TYPE

CATALOG NUMBER	INPUT VOLTAGE	SELECTABLE POWER	SELECTABLE COLOR TEMP	CRI	LUMENS	EFFICACY	DIMENSIONS		SMART PORT LED TECHNOLOGY
							LENGTH	DIAMETER	
KT-LED45PSHID-EX39-8CSB-D 	120-277V	45W	5000K	>80	6300	140 lm/W	9.90"	3.30"	Yes
			4000K		6525	145 lm/W			
			3000K		6075	135 lm/W			
		36W	5000K		5040	140 lm/W			
			4000K		5220	145 lm/W			
			3000K		4860	135 lm/W			
		27W	5000K		3780	140 lm/W			
			4000K		3915	145 lm/W			
			3000K		3645	135 lm/W			


54W HID LED (200-250W MH REPLACEMENT)

EX39 BASE TYPE

CATALOG NUMBER	INPUT VOLTAGE	SELECTABLE POWER	SELECTABLE COLOR TEMP	CRI	LUMENS	EFFICACY	DIMENSIONS		SMART PORT LED TECHNOLOGY
							LENGTH	DIAMETER	
KT-LED54PSHID-EX39-8CSB-D 	120-277V	54W	5000K	>80	7560	140 lm/W	9.90"	3.30"	Yes
			4000K		7830	145 lm/W			
			3000K		7290	135 lm/W			
		45W	5000K		6300	140 lm/W			
			4000K		6525	145 lm/W			
			3000K		6075	135 lm/W			
		36W	5000K		5040	140 lm/W			
			4000K		5220	145 lm/W			
			3000K		4860	135 lm/W			


63W HID LED (250W MH REPLACEMENT)

EX39 BASE TYPE

CATALOG NUMBER	INPUT VOLTAGE	SELECTABLE POWER	SELECTABLE COLOR TEMP	CRI	LUMENS	EFFICACY	DIMENSIONS		SMART PORT LED TECHNOLOGY
							LENGTH	DIAMETER	
KT-LED63PSHID-EX39-8CSB-D 	120-277V	63W	5000K	>80	8820	140 lm/W	10.50"	3.30"	Yes
			4000K		9035	145 lm/W			
			3000K		8505	135 lm/W			
		54W	5000K		7560	140 lm/W			
			4000K		7830	145 lm/W			
			3000K		7290	135 lm/W			
		45W	5000K		6300	140 lm/W			
			4000K		6525	145 lm/W			
			3000K		6075	135 lm/W			


80W HID LED (320W MH REPLACEMENT)

EX39 BASE TYPE

CATALOG NUMBER	INPUT VOLTAGE	SELECTABLE POWER	SELECTABLE COLOR TEMP	CRI	LUMENS	EFFICACY	DIMENSIONS		SMART PORT LED TECHNOLOGY
							LENGTH	DIAMETER	
KT-LED80PSHID-EX39-8CSB-D 	120-277V	80W	5000K	>80	11200	140 lm/W	9.80"	5.00"	Yes
			4000K		11600	145 lm/W			
			3000K		10800	135 lm/W			
		63W	5000K		8820	140 lm/W			
			4000K		9135	145 lm/W			
			3000K		8505	135 lm/W			
		54W	5000K		7560	140 lm/W			
			4000K		7830	145 lm/W			
			3000K		7290	135 lm/W			

100W HID LED (400W MH REPLACEMENT)

EX39 BASE TYPE

CATALOG NUMBER	INPUT VOLTAGE	SELECTABLE POWER	SELECTABLE COLOR TEMP	CRI	LUMENS	EFFICACY	DIMENSIONS		SMART PORT LED TECHNOLOGY
							LENGTH	DIAMETER	
KT-LED100PSHID-EX39-8CSB-D 	120-277V	100W	5000K	>80	14000	140 lm/W	10.40"	5.00"	Yes
			4000K		14500	145 lm/W			
			3000K		13500	135 lm/W			
		80W	5000K		11200	140 lm/W			
			4000K		11600	145 lm/W			
			3000K		10800	135 lm/W			
		63W	5000K		8820	140 lm/W			
			4000K		9135	145 lm/W			
			3000K		8505	135 lm/W			



We'd love to send you a FREE SAMPLE!

Call: 800-464-2680 | Email: samples@keystonetech.com | Web: keystonetech.com/samples

Some restrictions apply. Learn more at keystonetech.com.



Keystone Technologies • Philadelphia, PA • Phone (800) 464-2680 • Fax (888) 966-0556 • keystonetech.com