



FLAME-FREE REFRIGERANT FITTINGS

Increase productivity and profitability

ZoomLock™ flame-free refrigerant fittings are specially designed to work without brazing, which automatically makes your job simpler and faster when joining copper tubes.

Professionals who have tried ZoomLock flame-free refrigerant fittings report their time and labor costs on tube connections are typically reduced 60% on average by eliminating the need for brazing. The biggest benefits are **more productivity and increased profit**, but there are also many other exciting advantages to flame-free tube connecting.

The Zoomlock flame free fittings technology is patented and manufactured in the USA by RLS LLC, a Marmon Berkshire-Hathaway company. RLS LLC leverages over 100 years of copper forming experience with its sister-division Cerro Flow Products.




The ZoomLock Advantage

- For HVAC/R up to 700 psi
- Huge labor and time savings
- Less equipment required
- Safer conditions
no fire hazards
- No hot-work permits
- No need to
nitrogen-purge
- More flexible access to
job sites



ZoomLock Flame-Free Refrigerant Fittings



Applications

- High Pressure HVAC/R
- Glycol
- Non-Potable Water

Product Parameters

- **Continuous Operating Temperature:**
250°F / 121°C
- **O-Ring Temperature Rating:**
-40°F to +300°F
-40°C to +149°C
- **Maximum Rated Pressure (MRP):**
700 psi / 48 bar
- **Minimum Burst Pressure (UL 207):**
2,100 psi / 145 bar
- **Vacuum Pressure Capability:**
20 Microns
- **External Leak Rate:**
<0.1 Ounces of Helium per Year at Operating Pressure Range
- **Vibration Resistance:**
Conforms to UL109
- **Size Availability (Inches):**
1/4, 5/16, 3/8, 1/2, 5/8, 3/4, 7/8, 1-1/8, 1-3/8
- **Coming Soon:**
1-5/8", 2-1/8"

Fitting Materials

- **Fitting Body:**
Refrigerant Grade Copper, per ASTM-B75 or ASTM-B743
- **O-Ring:**
HNBR

Fitting Warranty

- 5 years from date of install. Read page 30 for more details.

Compatibility

- **Approved Oils:** Mineral Oil, POE, PVE, PAG
- **Approved Tubing Materials:**
Copper to Copper Connections
- **Approved Tubing Tolerance:**
ASTM B280, UNI EN 12735
- **Approved Copper Tubing Types for Use with Klauke® 19 kN and RIDGID® Compatible Jaws:**
Hard Copper (Drawn)
- 1/4" – 1-3/8" Type ACR, M, L, K
Soft Copper (Annealed)
- 1/4" – 1-3/8" Type ACR, L, K
- **Approved Copper Tubing Types for Use with Klauke® 15 kN Compatible Jaws:**
Hard Copper (Drawn)
- 1/4" – 1-1/8" Type ACR, M, L
- Type K only up to 7/8"
Soft Copper (Annealed)
- 1/4" – 1-1/8" Type ACR, L
- Type K only up to 7/8"

Agency Approvals and Certifications

- UL Listed: 207, SA#33958, SDTW(7) (Except where noted)
- UL Listed: Approved use for Field & Factory installations
- ASHRAE-15, ANSI 15, ASME B31.5, ANSI 31.5
- ICC-ES, PMG-1296
2018, 2015, 2012, 2009, 2006
International Mechanical Code (IMC)
2018, 2015, 2012, 2009, 2006
International Residential Code (IRC)
2018, 2015, 2012, 2009, 2006
Uniform Mechanical Code (UMC)
- CRN - Approved for couplings and 90 degree elbows. Others coming soon.

Approved Refrigerants

■ 1234yf	■ 422D	■ 452C
■ 1234ze	■ 424A	■ 453A
■ 125	■ 427A	■ 454A
■ 134a	■ 434A	■ 454B
■ 143a	■ 437A	■ 454C
■ 404A	■ 438A	■ 455A
■ 407A	■ 445A	■ 456A
■ 407B	■ 446A	■ 507A
■ 407C	■ 447A	■ 513A
■ 407F	■ 448A	■ 513B
■ 407G	■ 449A	■ 718
■ 407H	■ 449B	■ Ethylene Glycol
■ 410A	■ 449C	■ 32*
■ 417A	■ 450A	■ 290*
■ 421A	■ 451A	■ 600*
■ 422A	■ 451B	■ 600a*
■ 422B	■ 452A	
■ 422C	■ 452B	

* Flammable refrigerants. Check with local building or mechanical code officials.

Refer to ZoomLock.com for the latest approved refrigerants list.

Patents



- Refer to the following website for an up-to-date list of patents:
<http://www.rlspressfittings.com/patents/>



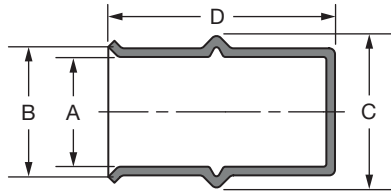
RIDGID is a registered trademark of RIDGID, Inc.

ZoomLock Flame-Free Refrigerant Fittings

Caps



Dimensions



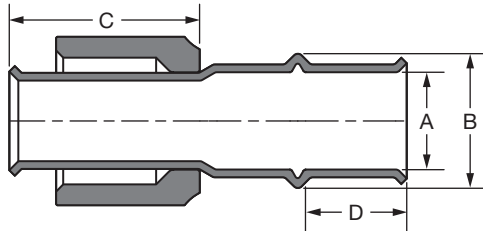
Size	Part Number	Description	Dimensions							
			A		B		C		D	
			Inch	mm	Inch	mm	Inch	mm	Inch	mm
1/4	770900	PZK-CP4-HNBR	0.26	6.6	0.34	8.6	0.45	11.5	1.11	28.2
5/16	770901	PZK-CP5-HNBR	0.32	8.2	0.40	10.2	0.52	13.1	1.11	28.2
3/8	770902	PZK-CP6-HNBR	0.39	9.8	0.47	11.8	0.59	15.0	1.13	28.7
1/2	770903	PZK-CP8-HNBR	0.51	13.0	0.59	15.0	0.72	18.2	1.47	37.3
5/8	770904	PZK-CP10-HNBR	0.64	16.1	0.74	18.7	0.87	22.0	1.56	39.6
3/4	770905	PZK-CP12-HNBR	0.76	19.3	0.88	22.4	1.05	26.6	1.57	39.9
7/8	770906	PZK-CP14-HNBR	0.89	22.5	1.02	25.8	1.19	30.2	1.60	40.6
1-1/8	770907	PZK-CP18-HNBR	1.14	28.8	1.29	32.6	1.44	36.7	2.05	52.1
1-3/8*	770908	PZK-CP22-HNBR	1.39	35.2	1.54	39.0	1.75	44.4	2.11	53.6

*ZoomLock 1-3/8" fittings can only be crimped with 19 kN Klauke tools or RIDGID crimping jaws.

SAE Flare



Dimensions



Size	Part Number	Description	Dimensions							
			A		B		C		D	
			Inch	mm	Inch	mm	Inch	mm	Inch	mm
1/4	771000	PZK-F4-HNBR	0.26	6.6	0.45	11.5	1.38	35.1	0.56	14.2
3/8	771002	PZK-F6-HNBR	0.39	9.8	0.59	15.0	1.38	35.1	0.58	14.7
1/2	771003	PZK-F8-HNBR	0.51	13.0	0.72	18.2	1.13	28.7	0.75	19.1
5/8	771004	PZK-F10-HNBR	0.64	16.1	0.87	22.1	1.48	37.6	0.75	19.1
3/4	771005	PZK-F12-HNBR	0.76	19.3	1.05	26.7	1.48	37.6	0.80	20.3