

Item Number 7234900

Vintage II Ceiling Fan

52 in. Brushed Nickel Finish
 Reversible Blades (Rosewood/Light Maple) White Alabaster Glass

Specifications

Size	52"
Blades	Reversible MDF Blades (Rosewood/Light Maple)
Blade Pitch	11°
Approved Location	Indoor
Suggested Room Size	Great Room (up to 20x20)
Down Rod	3/4" x 4"
Installation	Combo
Max. Ceiling Angle	16°
Lead Wire	78"
Light Bulb Usage	Includes (2) Medium (E26) Base, 10 Watt Omni A19 LED Lamps
Control	Remote Control Adaptable
Motor Finish	Brushed Nickel
Motor Material	Cold Rolled Steel Motor 153mm x 12mm
Reverse Airflow	Yes
Capacitor	Triple
Switch Housing Cap	Included



Reversible Light Maple
Finish Blades

Energy Information


	<u>With down rod</u>	<u>Hugger/ Without down rod</u>
Airflow (CFM) when operated at high speed.....	4160	3657
Energy Use (excludes lights) ^A	38	38
Airflow (CFM) ^A	3060	2655
Airflow Efficiency (CFM/W) ^A	80	70
Estimated Yearly Energy Cost ^A	\$11	\$11
RPM (High)	157	
Amp (High)	0.49	
Watts (High)	59	



Light Source

Number of Lamps.....	2
Energy Use (Watts) [†]	10
Equiv. Incand. Wattage [†]	60
Light Appearance (Kelvin).....	3000
Lumen [†]	800
CRI.....	80
Average Rated Hours.....	15000
Life in Years ^{**†}	13.60
Estimated Yearly Energy Cost..	\$1.20

Specifications are subject to change without notice, please visit www.westinghouselighting.com for latest information.

 WESTINGHOUSE, and INNOVATION YOU CAN BE SURE OF are trademarks of Westinghouse Electric Corporation.
 Used under license by Westinghouse Lighting. All Rights Reserved.

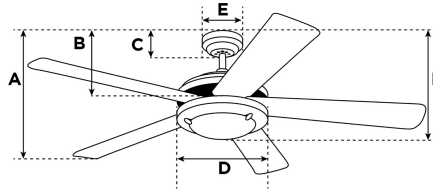
^Δ Based on typical use, excluding lights
^{*} Based on 12 cents per kWh and 6.4 hours use per day
[†] Values are per lamp
^{**} Based on 3hrs./day

Item Number 7234900

Vintage II Ceiling Fan

52 in. Brushed Nickel Finish
 Reversible Blades (Rosewood/Light Maple) White Alabaster Glass

A. Top of Canopy to Bottom of Blades	11.4"
B. Top of Canopy to Bottom of Switch House	13.3"
C. Top of Canopy to Bottom of Canopy	2.4"
D. Width of Motor Housing.....	11.1"
E. Width of Canopy.....	5.1"
F. Top of Canopy to Bottom of Glass.....	19.3"




If a Combo Style Fan with a 4" Down Rod is installed without the Down Rod, Subtract 3" from the Dimensions Listed (A, B, F).
 If a Combo Style Fan with a 6" Down Rod is installed without the Down Rod, Subtract 5" from the Dimensions Listed (A, B, F).

Warranty

Ceiling fans backed by our Limited Lifetime Warranty have a lifetime motor warranty and a 2-year warranty on all other parts.

Specifications are subject to change without notice, please visit www.westinghouselighting.com for latest information.

 WESTINGHOUSE, and INNOVATION YOU CAN BE SURE OF are trademarks of Westinghouse Electric Corporation.
 Used under license by Westinghouse Lighting. All Rights Reserved.