

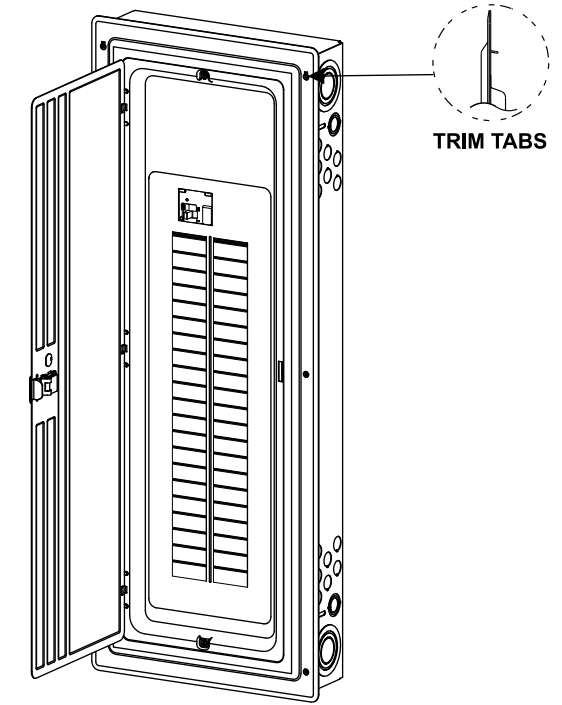
Catalog Numbers, Features and Ratings

- 1 PHASE, 3 WIRE, 120/240V ~
- 200A, 22K AIC MAIN BREAKER FACTORY INSTALLED (SEE WIRING DIAGRAM FOR DETAILS)
- MAIN BREAKER ONLY
- INVERTIBLE
- TYPE N1 INDOOR ENCLOSURE
- ANSI 61 GRAY POWDER COATED ENCLOSURE (SEE CHART FOR TRIM/DOOR COLOR)
- DESIGNED FOR USE WITH PLUG-ON NEUTRAL BREAKERS



Catalog Number	ENCLOSURE DIMS (Inside)			Amps Max	Number Spaces	Number Circuits	Bus Bar Material	Bus Bar Plating	Trim Color
	L	W	D						
SN4264B1200	39.00	14.25	3.88	200	42	64	Aluminum	Tin Plated	Gray
SN4264B1200W	39.00	14.25	3.88	200	42	64	Aluminum	Tin Plated	White

Trim/Door Detail



TERMINAL WIRE SIZES AND TORQUES

USE COPPER OR ALUMINUM 60°/75°C WIRE
SEE BREAKER MARKINGS FOR WIRE SIZE AND TORQUE REQUIREMENTS

TERMINALS	WIRE	TORQUE	
N1	300kcmil-4 AWG AL	250 LB-INS	
G	2/0 - 4 AWG	110 LB-INS	
MAIN BREAKER - LINE	250 kcmil CU; 300 kcmil AL Max.	See Breaker	
NEUTRAL/GROUND BARS (USE TYPE EC2GB or EC3GB GND BAR KIT ACCESSORY)	10-14 CU/10-12 AL 8 AWG 6 - 4 AWG	20 LB-INS 25 LB-INS 35 LB-INS	
GROUND CONDUCTORS ONLY	(2) or (3) 14 AWG (2) 12-10 AWG	20 LB-INS 20 LB-INS	
N2	ECLK2N NEUTRAL LUG ECLK3N NEUTRAL LUG	2/0 - 4 AWG 300kcmil - 4 AWG	110 LB-INS 250 LB-INS
ECLK1-2 NEUTRAL LUG KIT	2/0 - 4 AWG	45 LB-INS	
ECLK2 NEUTRAL LUG KIT	2/0 - 4 AWG	135 LB-INS	
ECLK3 NEUTRAL LUG KIT	300 kcmil - 1 AWG	340 LB-INS	
MAIN BREAKER TO BUS CONNECTION (1/4-20 NUT)		45 LB-INS	
BONDING SCREW		45 LB-INS	

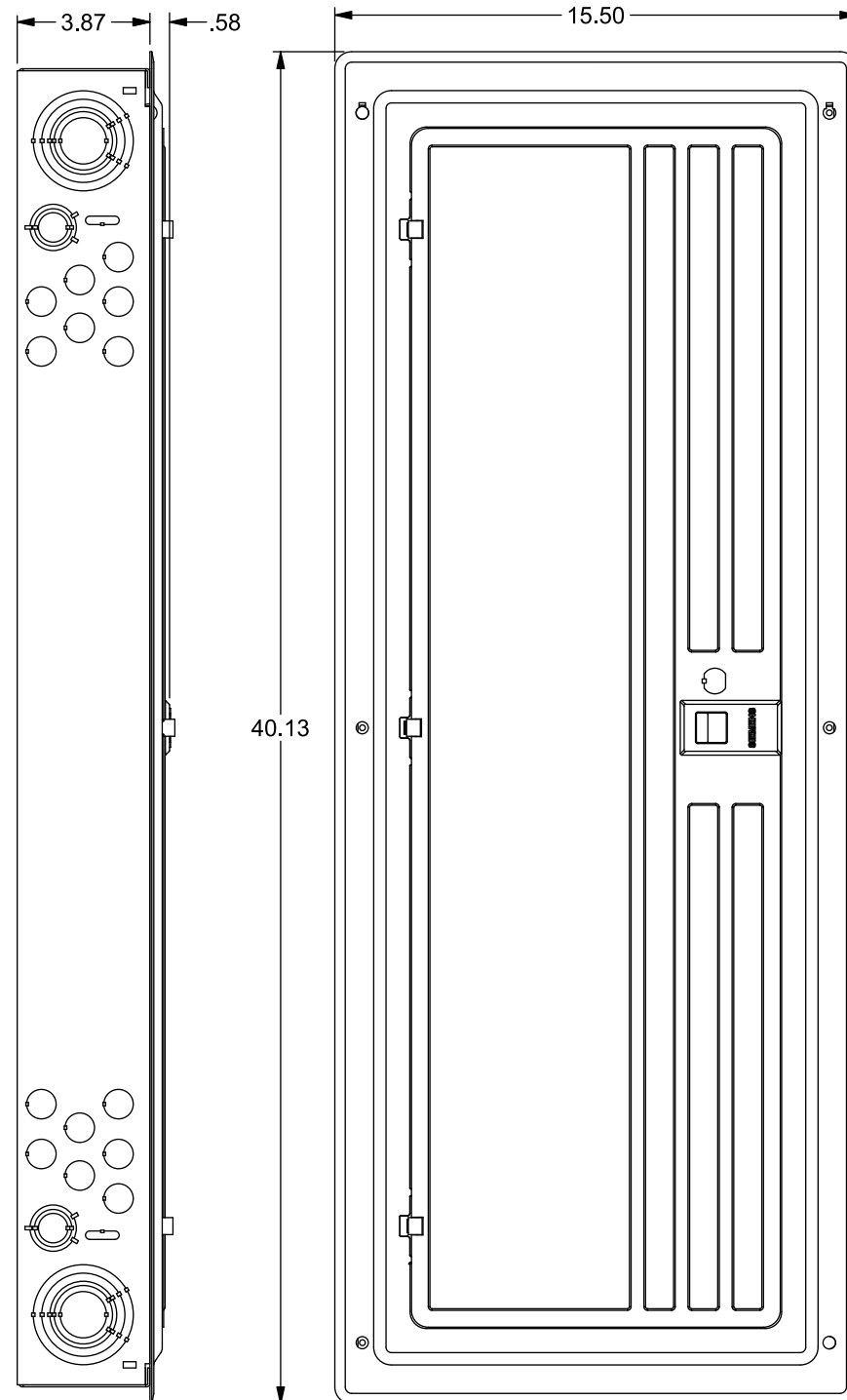
ACCESSORIES

REFER TO WIRING DIAGRAM FOR CORRECT ACCESSORY USAGE

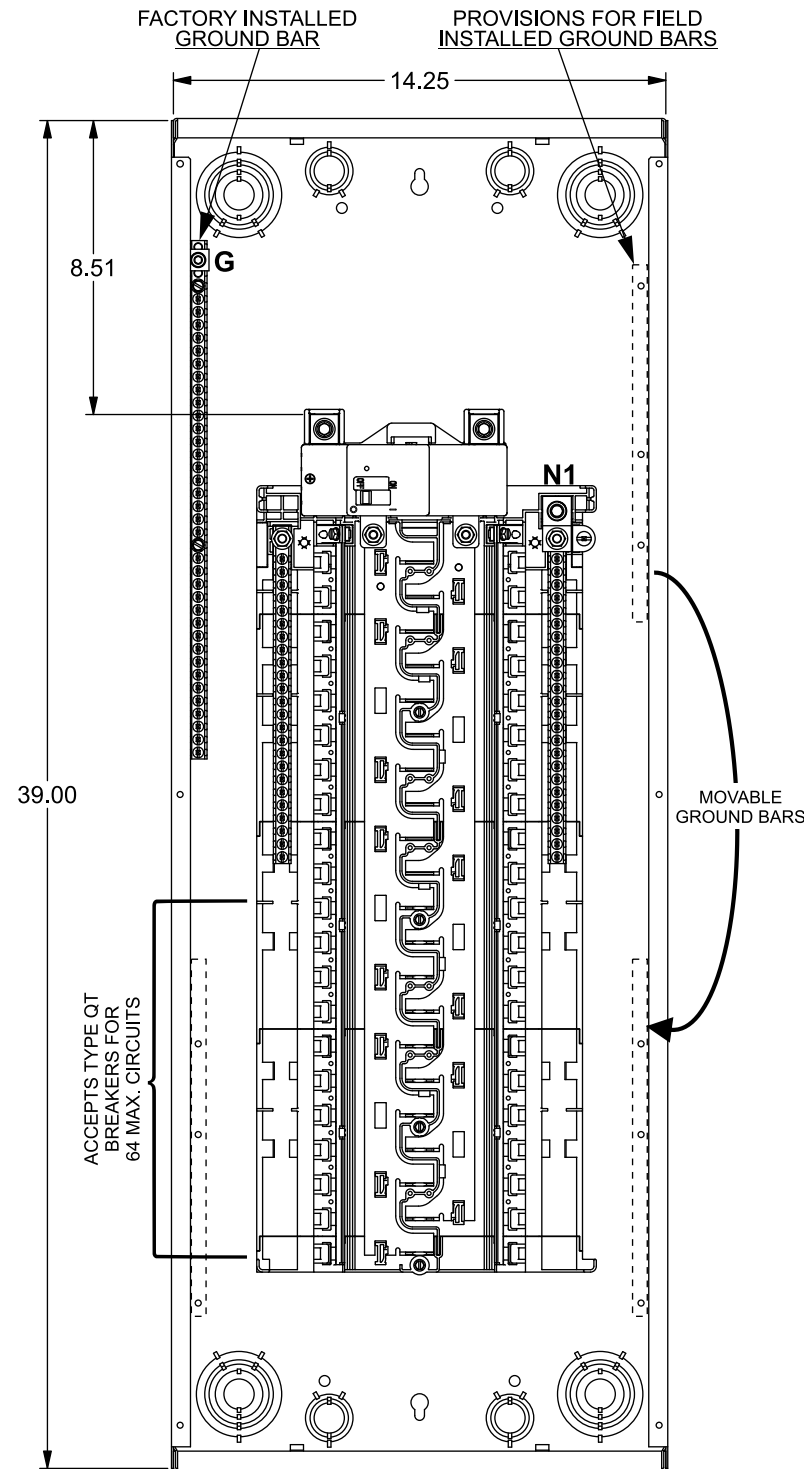
MAIN BREAKER KITS	
DESCRIPTION	CAT. NO.
150 AMP MAIN BREAKER	MBK150A
200 AMP MAIN BREAKER	MBK200A

ACCESSORIES	
DESCRIPTION	CAT. NO.
DOOR LOCK	ECQFL2
FILLER PLATE, 1"	QF3
SUBFEED LUG KIT	ECLK2125 ECLK2225
STANDBY PWR INTERLOCK KIT	ECSBPK10
SURF. MOUNT SPACER KIT	ECSMK1
ARC FLASH LABEL	ECAFL

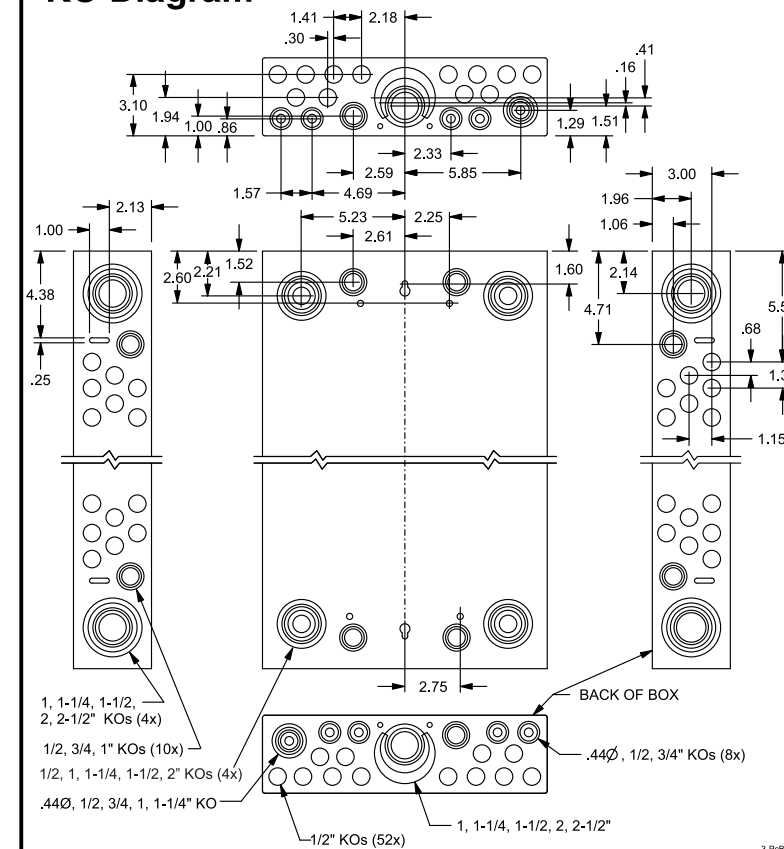
GROUND BAR KITS	
DESCRIPTION	CAT. NO.
TYPE EC2GB KIT, 12 SCREWS	EC2GB12
TYPE EC2GB KIT, 12 SCREWS, 2/0 LUG	EC2GB122
TYPE EC2GB KIT, 15 SCREWS	EC2GB15
TYPE EC2GB KIT, 15 SCREWS, 2/0 LUG	EC2GB152
TYPE EC3GB KIT, 21 SCREWS	EC3GB21
TYPE EC3GB KIT, 21 SCREWS, 2/0 LUG	EC3GB212
TYPE EC3GB KIT, 27 SCREWS	EC3GB27
TYPE EC3GB KIT, 27 SCREWS, 2/0 LUG	EC3GB272
TYPE EC3GB KIT, 30 SCREWS	EC3GB30
TYPE EC3GB KIT, 30 SCREWS, 2/0 LUG	EC3GB302
TYPE EC3GB KIT, 35 SCREWS, 2/0 LUG	EC3GB352



VIEW SHOWN WITH TRIM ASSEMBLY REMOVED



KO Diagram



© 2020 Copyright Siemens Industry, Inc.

SIEMENS
Siemens Industry, Inc.

Load Center

Description: **SN Series, 1 Phase, Indoor, 200A, 42 Pos, 64 Ckt, Main Breaker**

KAM 3/16/20 DO NOT SCALE DRAWING Dwg No: **SN4264B1200-W**