

Description

The HL4RSMF and HL6RSMF mounting frames accept 'install from below' fixture fittings. Use to reserve the ceiling location, provide routing guidance for the drywall contractor and attach the driver junction box to the building structure. Knock-outs allows the frame to accept square fittings. Use to meet local code requirements where install from below fixture fittings must be supported directly by building structure.

Catalog #		Type
Project		
Comments		Date
Prepared by		

Specification Features

Mounting Frame

- Galvanized steel mounting frame with offset aperture and integral bar hanger receivers
- Locking screws provide positive horizontal locking
- Provides tool-less attachment of remote driver / junction box
- Break-outs allow the frame to accept square fittings, cannot be reverted to accepting round after the break-outs are removed

Bar Hangers

- GOT NAIL! Gen 3 bar hangers adjust from 8" to 24" wide
- Pass thru feature allows shortening without removal
- Captive nail penetrates standard and engineered lumber
- Mounting flange levels platform with ceiling
- Integral clip attaches directly to tee-bar.

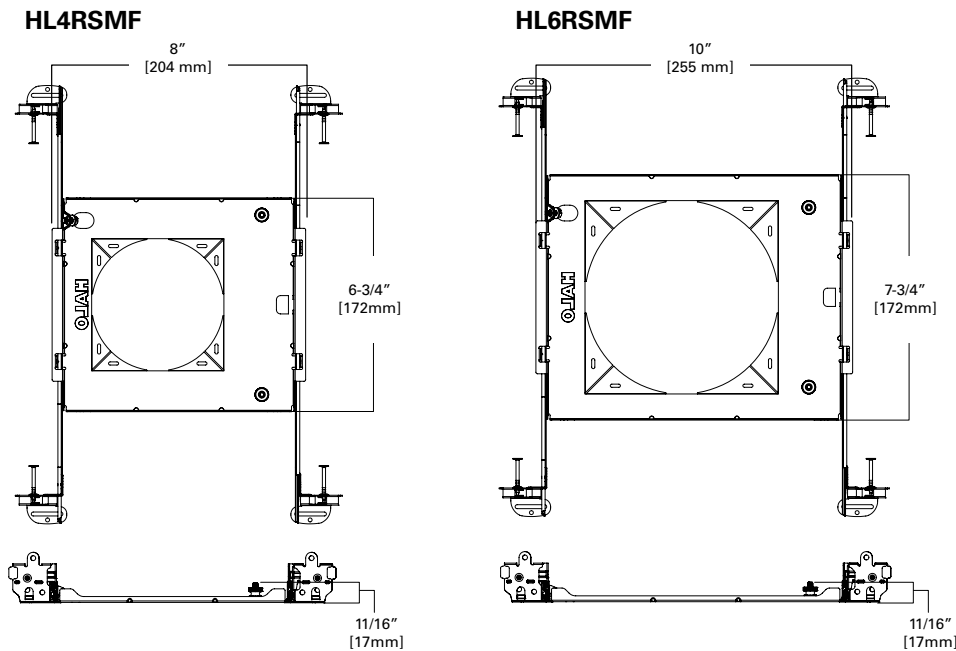
Compliance

- Can be used to meet local code requirements where install from below fixture fittings must be supported directly by building structure


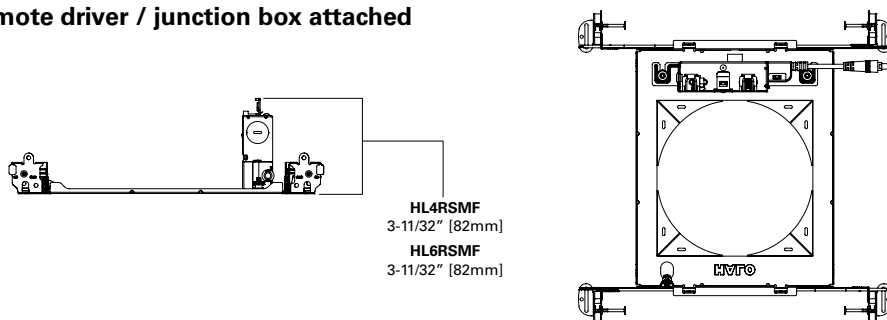
Warranty

One year limited warranty, consult website for details.
www.cooperlighting.com

Dimensions



Remote driver / junction box attached



**HL4RSMF
HL6RSMF**

**4" & 6"
Mounting Frame for
Round or Square
Fixture Fittings**

Ordering Information

Housing	Compatible Fixture Fittings
HL4RSMF = 4-inch round or square mounting frame	HLA4, HLA4S, HLB4, HLB4S, HLB4SP, RL4*DM, H245RICAT
HL6RSMF = 6-inch round or square mounting frame	HLB6, HLB6S, RL6*DM