

# 410UHE CASCADE™

**MANSFIELD®**




Half-Stall, Wash-Down, Vitreous China Urinal

## FEATURES

- Top spud, half-stall, wall-mount, wash-down urinal with extended sides
- Complies with ADA requirements for accessibility
- 0.125, 0.5 or 1.0 gpf  
(when using the proper flush valve)
- Integral trap
- The Mansfield® limited lifetime warranty
- Available in White



## COMPONENTS

MODEL #	DESCRIPTION	CODES/STANDARDS
410UHE	Half-stall, wash-down urinal. Mounting bracket included. Less flushometer.	  
PARTS & ACCESSORIES		
471-3265	Urinal hanger (requires set of two)	
531-0017	Rear outlet urinal spud kit - 1-1/2" cast brass top urinal spud	
24	Urinal top spud - 1" x 3/4" cast brass top urinal spud	
FM-U5	Flushometer valve for 0.5 gpf - DISCONTINUED CALL FOR AVAILABILITY	



# 410UHE CASCADE™



Half-Stall, Wash-Down, Vitreous China Urinal

## SPECIFICATIONS

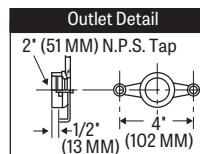
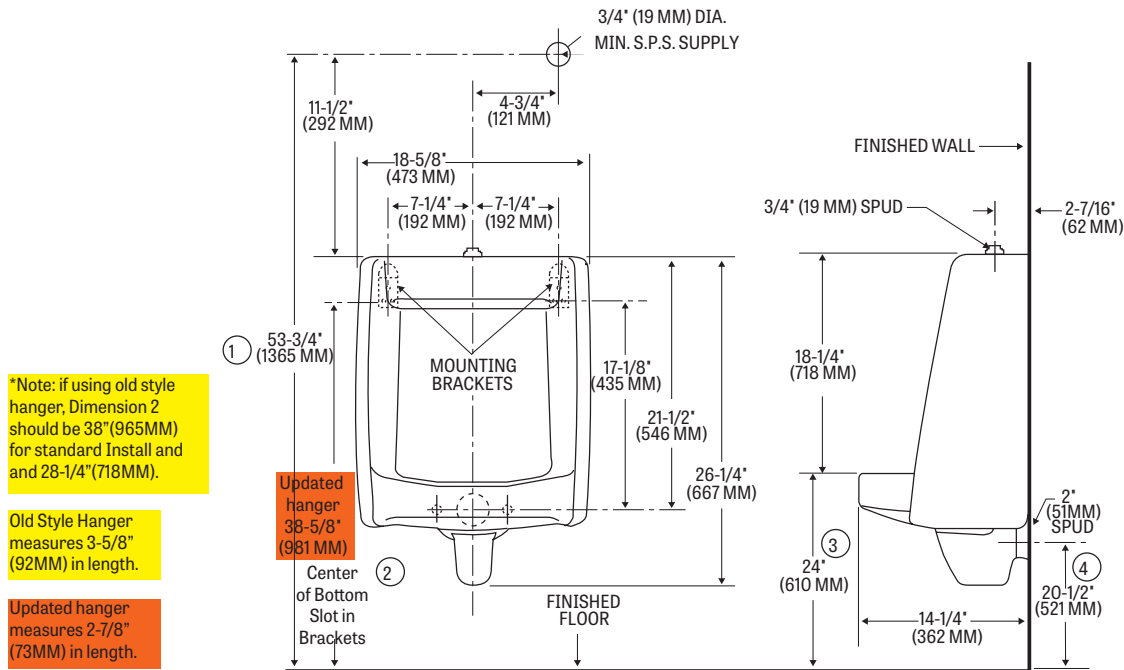
MODEL #	DESCRIPTION	CODES/STANDARDS
410UHE	Half-stall, wash-down urinal	

MATERIAL	Vitreous China
WATER USAGE	0.125, 0.5 OR 1.0 gpf
INLET	3/4"
OUTLET	2"
ROUGH-IN	Wall-mount

SHIPPING WEIGHT	Model 410UHE - 60 lbs. (27 kg)
WARRANTY	Vitreous China - Limited Lifetime Tank Trim - Limited One Year

## TECHNICAL INFORMATION

**Note:** these dimensions are nominal and subject to change without notice.



NOTE: Outlet connection 2" female threads - protrude 1/2" past the urinal.

ADA Installation	
1	44" (1118 MM)
2	28-7/8" (733 MM)
3	14-1/4" (362 MM)
4	10-3/4" (273 MM)

Fixture performance and specifications meet or exceed ASME A112.19.2-2013/CSA B45.1-13 standards, and other state and local codes.

