



Sinks, faucets and accessories | Catalog



The rock solid, tariff-free choice.

Revere believes all sinks should deliver outstanding value. And at Revere, value means more than just price; it means providing a competitive edge. One that includes rock-solid manufacturing and support at every step from a 93-year-old American-owned company.

Outstanding Selection

Revere offers a complete line of sinks, drains, faucets and accessories. Our selection includes popular sizes, finishes and materials for both kitchen and bath. From contemporary to traditional, Revere offers beautiful, quality products in a range of styles and economical prices to meet any need.

Superb Service

With Revere, there is no need to worry about tariff-related price increases or supply chain issues from off-shore suppliers. Our customers are supported with our US-based sales, service and customer care. Our long-standing history and continued investment in our customer relationships makes Revere a solid choice you can count on.



Show on front cover:
RCFU3119L Sink
LK6000LS Faucet



TABLE OF CONTENTS

Undermounts By Revere	4-9
Carrington™ By Revere.....	10
Puritan™ By Revere	11-12
Kitchen Queen™ By Revere	13
Revere Granite.....	14-16
Lavatory Sinks.....	17
Accessories By Revere.....	18-20
Faucets	21-22
Index/Top Mount Code Guide	23

UNDERMOUNTS BY REVERE

A beautiful countertop should include a sink that functions just as beautifully. Designed to offer outstanding design, selection and value, Revere Undermounts are made of 18 gauge stainless steel for superior durability (the lower the gauge the thicker the steel). And our sinks offer full undercoating and sound dampening pads to absorb sound, reduce condensation and maintain water temperature. Graceful lines and a satin finish make Revere an excellent choice for all countertop materials. Remember, an undermount sink is a permanent installation. Make your choice one your customers will love.



RCFU12FB

Gauge: 18 | **Finish:** Satin
Overall Dimensions: 14 $\frac{3}{8}$ " Diameter
Bowl: 12" Diameter x 6" | **Drain Opening:** 3 $\frac{1}{2}$ "
Undercoating: Sound dampening pad with spray undercoating
Minimum Cabinet Size: 18"

Optional Accessories

Drain
S1



RCFU1210[†]

Gauge: 18 | **Finish:** Satin
Overall Dimensions: 14 $\frac{1}{2}$ " x 12 $\frac{1}{2}$ "
Bowl: 12" x 10" x 6 $\frac{1}{2}$ " | **Drain Opening:** 3 $\frac{1}{2}$ "
Undercoating: Sound dampening pad with spray undercoating
Minimum Cabinet Size: 18"

Optional Accessories

Drain
S1



NEW! RCFU1318[†]

Gauge: 18 | **Finish:** Satin
Overall Dimensions: 15 $\frac{1}{2}$ " x 20"
Bowl: 13 $\frac{1}{2}$ " x 18" x 8" | **Drain Opening:** 3 $\frac{1}{2}$ "
Undercoating: Sound dampening pad with spray undercoating
Minimum Cabinet Size: 21"

Optional Accessories

Drain	Cutting Board	Bottom Grid
S1	CBR1316*	GBG1318SS



RCFU1618[†]

Gauge: 18 | **Finish:** Satin
Overall Dimensions: 16 $\frac{1}{2}$ " x 18 $\frac{1}{4}$ "
Bowl: 14" x 15 $\frac{3}{4}$ " x 8" | **Drain Opening:** 3 $\frac{1}{2}$ "
Undercoating: Sound dampening pad with spray undercoating
Minimum Cabinet Size: 21"

Optional Accessories

Drain	Bottom Grid
S1	GBG1415SS



RCFU2115DFBG

Sink kit includes:
 RCFU2115 Sink, LK5000CR Faucet, GBG2115SS Bottom Grid and Drain

Gauge: 18 | **Finish:** Satin
Overall Dimensions: 23 $\frac{1}{2}$ " x 18 $\frac{1}{4}$ "
Bowl: 21" x 15 $\frac{3}{4}$ " x 8" | **Drain Opening:** 3 $\frac{1}{2}$ "
Undercoating: Sound dampening pad with spray undercoating
Minimum Cabinet Size: 27"

Optional Accessories

Cutting Board
RCB1516*



RCFU2115DF

Sink kit includes:
 RCFU2115 Sink, LK1501CR Faucet and Drain

Gauge: 18 | **Finish:** Satin
Overall Dimensions: 23 $\frac{1}{2}$ " x 18 $\frac{1}{4}$ "
Bowl: 21" x 15 $\frac{3}{4}$ " x 8" | **Drain Opening:** 3 $\frac{1}{2}$ "
Undercoating: Sound dampening pad with spray undercoating
Minimum Cabinet Size: 27"

Optional Accessories

Cutting Board	Bottom Grid
RCB1516*	GBG2115SS

UNDERMOUNTS BY REVERE



Revere undermounts offer **Quality, Availability and Value** for all your application needs. Choose a **Revere Sink Kit** for a winning combination!



RCFU2115[†]

Gauge: 18 | **Finish:** Satin
Overall Dimensions: 23½" x 18¼"
Bowl: 21" x 15¾" x 8" | **Drain Opening:** 3½"
Undercoating: Sound dampening pad with spray undercoating
Minimum Cabinet Size: 27"

Optional Accessories

Drain	Cutting Board	Bottom Grid
S1	RCB1516*	GBG2115SS



NEW! RCFU2416

Gauge: 18 | **Finish:** Satin
Overall Dimensions: 26" x 18"
Bowl: 24" x 16" x 8" | **Drain Opening:** 3½"
Undercoating: Sound dampening pad with spray undercoating
Minimum Cabinet Size: 30"

Optional Accessories

Drain	Cutting Board	Bottom Grid
S1	CB1713	GBG2416SS



RCFU2816[†]

Gauge: 18 | **Finish:** Satin
Overall Dimensions: 30½" x 18¼"
Bowl: 28" x 15¾" x 8" | **Drain Opening:** 3½"
Undercoating: Sound dampening pad with spray undercoating
Minimum Cabinet Size: 36"

Optional Accessories

Drain	Bottom Grid
S1	GBG2816SS



RCFU3118DFBG

Sink kit includes: RCFU3118 Sink, LK5000CR Faucet, GBG1415SS Bottom Grid and 2 Drains

Gauge: 18 | **Finish:** Satin
Overall Dimensions: 31¾" x 18¼"
Each Bowl: 14" x 15¾" x 8" | **Drain Opening:** 3½"
Undercoating: Sound dampening pad with spray undercoating
Minimum Cabinet Size: 36"

Optional Accessories

Bottom Grid
GBG1415SS



RCFU3118DF

Sink kit includes: RCFU3118 Sink, LK1501CR Faucet and 2 Drains

Gauge: 18 | **Finish:** Satin
Overall Dimensions: 31¾" x 18¼"
Each Bowl: 14" x 15¾" x 8" | **Drain Opening:** 3½"
Undercoating: Sound dampening pad with spray undercoating
Minimum Cabinet Size: 36"

Optional Accessories

Bottom Grid
GBG1415SS



RCFU3118[†]

NEW! RCFU31189

Gauge: 18 | **Finish:** Satin
Overall Dimensions: 31¾" x 18¼"
RCFU3118 Each Bowl: 14" x 15¾" x 8"
RCFU31189 Each Bowl: 14" x 15¾" x 9"
Drain Opening: 3½"
Undercoating: Sound dampening pad with spray undercoating
Minimum Cabinet Size: 36"

Optional Accessories

Drain	Bottom Grid
S1	GBG1415SS

UNDERMOUNTS BY REVERE

From contemporary to traditional, Revere provides a wonderful selection for today's solid surface countertop materials. This line is designed and priced to offer outstanding value.



RCFU312010RDFBG (shown)

RCFU312010LDFBG

Sink kit includes: RCFU312010R(L) Sink, LK5000CR Faucet, GBG1318SS Bottom Grid and 2 Drains

Gauge: 18 | **Finish:** Satin
Overall Dimensions: 31¼" x 20½"
Large Bowl: 13½" x 18" x 10"
Small Bowl: 14" x 15¾" x 8"
Drain Opening: 3½"
Undercoating: Sound dampening pad with spray undercoating
Minimum Cabinet Size: 36"

Optional Accessories

Bottom Grid
 GBG1415SS (Small Bowl)

RCFU312010RDF (shown)

RCFU312010LDF

Sink kit includes: RCFU312010R(L) Sink, LK1501CR Faucet and 2 Drains

Gauge: 18 | **Finish:** Satin
Overall Dimensions: 31¼" x 20½"
Large Bowl: 13½" x 18" x 10"
Small Bowl: 14" x 15¾" x 8"
Drain Opening: 3½"
Undercoating: Sound dampening pad with spray undercoating
Minimum Cabinet Size: 36"

Optional Accessories

Bottom Grid
 GBG1415SS (Small Bowl)
 GBG1318SS (Large Bowl)

RCFU312010R† (shown)

RCFU312010L†

Gauge: 18 | **Finish:** Satin
Overall Dimensions: 31¼" x 20½"
Large Bowl: 13½" x 18" x 10"
Small Bowl: 14" x 15¾" x 8"
Drain Opening: 3½"
Undercoating: Sound dampening pad with spray undercoating
Minimum Cabinet Size: 36"

Optional Accessories

Drain	Bottom Grid
S1	GBG1415SS (Small Bowl)
	GBG1318SS (Large Bowl)

UNDERMOUNTS BY REVERE



NEW! RCFU2118DFBG

Sink kit includes: RCFU2118 Sink, LK5000CR Faucet, GOBG2118SS Bottom Grid and Drain

Gauge: 18 | Finish: Satin
 Overall Dimensions: 23½" x 21½"
 Bowl: 21" x 18⅝" x 8" | Drain Opening: 3½"
 Undercoating: Sound dampening pad with spray undercoating
 Minimum Cabinet Size: 27"

NEW! RCFU2118DF

Sink kit includes: RCFU2118 Sink, LK1501CR Faucet and Drain

Gauge: 18 | Finish: Satin
 Overall Dimensions: 23½" x 21½"
 Bowl: 21" x 18⅝" x 8" | Drain Opening: 3½"
 Undercoating: Sound dampening pad with spray undercoating
 Minimum Cabinet Size: 27"

Optional Accessories

Bottom Grid
 GOBG2118SS

RCFU2118†

Gauge: 18 | Finish: Satin
 Overall Dimensions: 23½" x 21½"
 Bowl: 21" x 18⅝" x 8" | Drain Opening: 3½"
 Undercoating: Sound dampening pad with spray undercoating
 Minimum Cabinet Size: 27"

Optional Accessories

Drain	Bottom Grid
S1	GOBG2118SS



RCFU3119RDFBG (shown)

RCFU3119LDFBG

Sink kit includes: RCFU3119R(L) Sink, LK5000CR Faucet, GOBG1617SS Bottom Grid and 2 Drains

Gauge: 18 | Finish: Satin
 Overall Dimensions: 31¼" x 20"
 Large Bowl: 16" x 17½" x 8"
 Small Bowl: 11½" x 15" x 8"
 Drain Opening: 3½"
 Undercoating: Sound dampening pad with spray undercoating
 Minimum Cabinet Size: 36"

Optional Accessories

Bottom Grid
 GOBG1115SS (Small Bowl)

RCFU3119RDF (shown)

RCFU3119LDF

Sink kit includes: RCFU3119R(L) Sink, LK1501CR Faucet and 2 Drains

Gauge: 18 | Finish: Satin
 Overall Dimensions: 31¼" x 20"
 Large Bowl: 16" x 17½" x 8"
 Small Bowl: 11½" x 15" x 8"
 Drain Opening: 3½"
 Undercoating: Sound dampening pad with spray undercoating
 Minimum Cabinet Size: 36"

Optional Accessories

Bottom Grid
 GOBG1115SS (Small Bowl)
 GOBG1617SS (Large Bowl)

RCFU3119R† (shown)

RCFU3119L†

Gauge: 18 | Finish: Satin
 Overall Dimensions: 31¼" x 20"
 Large Bowl: 16" x 17½" x 8"
 Small Bowl: 11½" x 15" x 8"
 Drain Opening: 3½"
 Undercoating: Sound dampening pad with spray undercoating
 Minimum Cabinet Size: 36"

Optional Accessories

Bottom Grid	
S1	GOBG1115SS (Small Bowl) GOBG1617SS (Large Bowl)

UNDERMOUNTS BY REVERE



NEW! RVRU12179

Gauge: 18 | **Finish:** Polished satin finish
Overall Dimensions: 13½" x 18½"
Bowl: 12" x 17" x 9" | **Drain Opening:** 3½"
Undercoating: Sound dampening pad with full spray undercoating
Minimum Cabinet Size: 18"

Optional Accessories

Drain	Cutting Board	Bottom Grid
S1	LKCBF17HW	GFOBG1217SS



NEW! RVRU17179

Gauge: 18 | **Finish:** Polished satin finish
Overall Dimensions: 18½" x 18½"
Bowl: 17" x 17" x 9" | **Drain Opening:** 3½"
Undercoating: Sound dampening pad with full spray undercoating
Minimum Cabinet Size: 24"

Optional Accessories

Drain	Cutting Board	Bottom Grid
S1	LKCBF17HW	GFOBG1717SS



NEW! RVRU24179R

Gauge: 18 | **Finish:** Polished satin finish
Overall Dimensions: 25½" x 18½"
Bowl: 24" x 17" x 9" | **Drain Opening:** 3½"
Undercoating: Sound dampening pad with full spray undercoating
Minimum Cabinet Size: 27"

Optional Accessories

Drain	Cutting Board	Bottom Grid
S1	LKCBF17HW	GFOBG2417SS



NEW! RVRU30179R

Gauge: 18 | **Finish:** Polished satin finish
Overall Dimensions: 31½" x 18½"
Bowl: 30" x 17" x 9" | **Drain Opening:** 3½"
Undercoating: Sound dampening pad with full spray undercoating
Minimum Cabinet Size: 36"

Optional Accessories

Drain	Cutting Board	Bottom Grid
S1	LKCBF17HW	GFOBG3017RSS



NEW! RVRUF30179R

Gauge: 18 | **Finish:** Polished satin finish
Overall Dimensions: 35⅞" x 20¼"
Bowl: 30" x 17" x 9" | **Drain Opening:** 3½"
Undercoating: Sound dampening pad with full spray undercoating
Minimum Cabinet Size: 36"

Optional Accessories

Drain	Bottom Grid
S1	GFOBG3017RSS

UNDERMOUNTS BY REVERE



NEW! RVRU31179

Gauge: 18 | **Finish:** Polished satin finish
Overall Dimensions: 31½" x 18½"
Bowl: 14½" x 17" x 9" | **Drain Opening:** 3½"
Undercoating: Sound dampening pad with full spray undercoating
Minimum Cabinet Size: 36"

Optional Accessories

Drain	Cutting Board	Bottom Grid
S1	LKCBF17HW	GFOBG1517SS

NEW! RVRU32179L (shown)

NEW! RVRU32179R

Gauge: 18 | **Finish:** Polished satin finish
Overall Dimensions: 31½" x 18½"
Large Bowl: 17" x 17" x 9"
Small Bowl: 12" x 17" x 9"
Drain Opening: 3½"
Undercoating: Sound dampening pad with full spray undercoating
Minimum Cabinet Size: 36"

Optional Accessories

Drain	Cutting Board	Bottom Grid
S1	LKCBF17HW	GFOBG1217SS (Small Bowl) GFOBG1717SS (Large Bowl)

NEW! RVRUF32179R

Gauge: 18 | **Finish:** Polished satin finish
Overall Dimensions: 35⅞" x 20¼"
Large Bowl: 17" x 17" x 9"
Small Bowl: 12" x 17" x 9"
Drain Opening: 3½"
Undercoating: Sound dampening pad with full spray undercoating
Minimum Cabinet Size: 36"

Optional Accessories

Drain	Bottom Grid
S1	GFOBG1217SS (Small Bowl) GFOBG1717SS (Large Bowl)

*Sink must be installed with a ½" over hang for cutting board to fit properly.
 All dimensions in inches. To convert to millimeters, multiply by 25.4.

CARRINGTON BY REVERE



The Carrington top mount series includes a very broad selection of 20 gauge, nickel-bearing stainless steel sinks. Their outstanding Diamond-Glo finish, extra bowl capacity and special features will stimulate creativity in any kitchen design.



CLS2522D8DG

Gauge: 20 | **Finish:** Diamond-Glo
Overall Dimensions: 25" x 22"
Bowl: 21" x 15¾" x 8"
Faucet Holes: 1, 2, MR2, 3, 4 or 5
Drain Opening: 3½"
Undercoating: Fully undercoated
Minimum Cabinet Size: 30"

Optional Accessories

Drain	Cutting Board	Bottom Grid
S1	RCB1516	GBG2115SS



CLS2522D7DG

Gauge: 20 | **Finish:** Diamond-Glo
Overall Dimensions: 25" x 22"
Bowl: 21" x 15¾" x 7"
Faucet Holes: 1, 2, MR2, 3, 4 or 5
Drain Opening: 3½"
Undercoating: Fully undercoated
Minimum Cabinet Size: 30"

Optional Accessories

Drain	Cutting Board	Bottom Grid
S1	RCB1516	GBG2115SS



NEW! CLSSR2722D8DG

Gauge: 20 | **Finish:** Diamond-Glo
Overall Dimensions: 27" x 22"
Bowl: 24" x 16" x 8"
Faucet Holes: 1, 2, MR2, 3, 4 or 5
Drain Opening: 3½"
Undercoating: Fully undercoated
Minimum Cabinet Size: 30"

Optional Accessories

Drain	Cutting Board	Bottom Grid
S1	CB1713	GBG2416SS



CLD3322D8DG

Gauge: 20 | **Finish:** Diamond-Glo
Overall Dimensions: 33" x 22"
Each Bowl: 14" x 15¾" x 8"
Faucet Holes: 1, 2, 3 or 4
Drain Opening: 3½"
Undercoating: Fully undercoated
Minimum Cabinet Size: 36"

Optional Accessories

Drain	Cutting Board	Bottom Grid
S1	RCB1516	GBG1415SS



CLD3322D7DG

Gauge: 20 | **Finish:** Diamond-Glo
Overall Dimensions: 33" x 22"
Each Bowl: 14" x 15¾" x 7"
Faucet Holes: 1, 2, 3 or 4
Drain Opening: 3½"
Undercoating: Fully undercoated
Minimum Cabinet Size: 36"

Optional Accessories

Drain	Cutting Board	Bottom Grid
S1	RCB1516	GBG1415SS

HOSPITALITY SINK

Add convenience. The sink is 7" deep and features a Diamond-Glo finish that will add long-lasting elegance to entertainment areas at home or in office settings.



CLS1515D7DGL

Gauge: 20 | **Finish:** Diamond-Glo
Overall Dimensions: 15" x 15"
Bowl: 12" x 9¼" x 7"
Faucet Holes: 1, 2 or 3
Drain Opening: 3½"
Undercoating: Fully undercoated
Minimum Cabinet Size: 18"

Optional Accessories

Drain
S1

PURITAN BY REVERE



The Puritan top mount series offers quality-conscious buyers a wide variety of choices not often found at this price point. All models are made from 300 series quality stainless steel and the sinks feature Revere's soft satin finish. To top off the package, Puritan models are available in a variety of depths from 6½" to 8" deep. Each Puritan series sink includes bottom undercoating that decreases noise and reduces condensation. Puritan – an unusual value at an affordable price.



PBLS2522D8SN

Gauge: 20 | **Finish:** Soft Satin
Overall Dimensions: 25" x 22"
Bowl: 21" x 15¾" x 8"
Faucet Holes: 1, 2, 3 or 4
Drain Opening: 3½"
Undercoating: Spray undercoating
Minimum Cabinet Size: 30"

Optional Accessories

Drain	Bottom Grid
S1	GBG2115SS



PBLS2522D7SN

Gauge: 22 | **Finish:** Soft Satin
Overall Dimensions: 25" x 22"
Bowl: 21" x 15¾" x 7"
Faucet Holes: 1, 2, 3 or 4
Drain Opening: 3½"
Undercoating: Spray undercoating
Minimum Cabinet Size: 30"

Optional Accessories

Drain	Bottom Grid
S1	GBG2115SS



PBLS2522D65SN†

Gauge: 22 | **Finish:** Soft Satin
Overall Dimensions: 25" x 22"
Bowl: 21" x 15¾" x 6½"
Faucet Holes: 1, 2, 3 or 4
Drain Opening: 3½"
Undercoating: Spray undercoating
Minimum Cabinet Size: 30"

Optional Accessories

Drain	Bottom Grid
S1	GBG2115SS



PBLS1722D7SN

Gauge: 22 | **Finish:** Soft Satin
Overall Dimensions: 17" x 22"
Bowl: 14" x 15¾" x 7"
Faucet Holes: 3
Drain Opening: 3½"
Undercoating: Spray undercoating
Minimum Cabinet Size: 21"

Optional Accessories

Drain	Bottom Grid
S1	GBG1415SS



PBLS1515D55SNL

Gauge: 22 | **Finish:** Soft Satin
Overall Dimensions: 15" x 15"
Bowl: 12" x 10" x 5½"
Faucet Holes: 1, 2 or 3
Drain Opening: 3½"
Undercoating: Spray undercoating
Minimum Cabinet Size: 18"

Optional Accessories

Drain
S1

†Also available nested 50 units per shipping container as a bulk 50 pack. ††Also available nested 12 units per shipping container as a bulk 12 pack.
 †††Also available nested 18 units per shipping container as a bulk 18 pack.

PURITAN BY REVERE



**A Value Line with
a Wide Selection
of Choices**



PBLD3322D8SN

Gauge: 20 | **Finish:** Soft Satin
Overall Dimensions: 33" x 22"
Each Bowl: 14" x 15¾" x 8"
Faucet Holes: 1, 2, 3 or 4
Drain Opening: 3½"
Undercoating: Spray undercoating
Minimum Cabinet Size: 36"

Optional Accessories

Drain	Bottom Grid
S1	GBG1415SS

PBLD3322D7SN

Gauge: 22 | **Finish:** Soft Satin
Overall Dimensions: 33" x 22"
Each Bowl: 14" x 15¾" x 7"
Faucet Holes: 1, 2, 3 or 4
Drain Opening: 3½"
Undercoating: Spray undercoating
Minimum Cabinet Size: 36"

Optional Accessories

Drain	Bottom Grid
S1	GBG1415SS

PBLD3322D65SN†

Gauge: 22 | **Finish:** Soft Satin
Overall Dimensions: 33" x 22"
Each Bowl: 14" x 15¾" x 6½"
Faucet Holes: 1, 2, 3 or 4
Drain Opening: 3½"
Undercoating: Spray undercoating
Minimum Cabinet Size: 36"

Optional Accessories

Drain	Bottom Grid
S1	GBG1415SS



FH3319D8SN††

Gauge: 20 | **Finish:** Soft Satin
Overall Dimensions: 33" x 19"
Each Bowl: 14" x 14" x 8"
Faucet Holes: 1, 2, MR2, 3 or 4
Drain Opening: 3½"
Undercoating: Spray undercoating
Minimum Cabinet Size: 36"

Optional Accessories

Drain	Bottom Grid
S1	GBG1414SS

FH3319D7SN†††

Gauge: 20 | **Finish:** Soft Satin
Overall Dimensions: 33" x 19"
Each Bowl: 14" x 14" x 7"
Faucet Holes: 1, 2, 3 or 4
Drain Opening: 3½"
Undercoating: Spray undercoating
Minimum Cabinet Size: 36"

Optional Accessories

Drain	Bottom Grid
S1	GBG1414SS

KITCHEN QUEEN BY REVERE



The Kitchen Queen top mount sink series is designed to satisfy the need for good, dependable quality at an economical price. Fabricated from 300 series nickel-bearing stainless steel, the Kitchen Queen series features a buffed satin finish and undercoating applied to the bottom to dampen sound and reduce condensation.



KQ2522D6PB[†]

Gauge: 23 | **Finish:** Buffed Satin
Overall Dimensions: 25" x 22"
Bowl: 21" x 15¾" x 6"
Faucet Holes: 1, 2, 3 or 4
Drain Opening: 3½"
Undercoating: Spray undercoating
Minimum Cabinet Size: 30"

Optional Accessories

Drain	Bottom Grid
S1	GBG2115SS



KQ1722D6PB

Gauge: 23 | **Finish:** Buffed Satin
Overall Dimensions: 17" x 22"
Bowl: 14" x 15¾" x 6"
Faucet Holes: 3 or OS4
Drain Opening: 3½"
Undercoating: Spray undercoating
Minimum Cabinet Size: 21"

Optional Accessories

Drain	Bottom Grid
S1	GBG1415SS



KQ1515D5BFS1

Drain Opening: 3½"
Sink kit includes: KQ1515D5PBL Hospitality Sink, LKA2475LF Faucet and S1 Drain

KQ1515D5BFS2

Drain Opening: 2"
Sink kit includes: KQ1515D5PBS Hospitality Sink, LKA2475LF Faucet and S2 Drain

KQ1515D5PBL

Drain Opening: 3½"

KQ1515D5PBS

Drain Opening: 2"

Gauge: 23 | **Finish:** Buffed Satin
Overall Dimensions: 15" x 15"
Bowl: 12" x 10" x 5"
Faucet Holes: 1, 2 or 3
Undercoating: Spray undercoating
Minimum Cabinet Size: 18"

Optional Accessories

Drain
S1 (KQ1515D5PBL)
S2 (KQ1515D5PBS)



FH3319D6SB[†]

Gauge: 23 | **Finish:** Buffed Satin
Overall Dimensions: 33" x 19"
Bowl: 14" x 14" x 6"
Faucet Holes: 1, 2, 3 or 4
Drain Opening: 3½"
Undercoating: Spray undercoating
Minimum Cabinet Size: 36"

Optional Accessories

Drain	Bottom Grid
S1	GBG1414SS



KQ3322D6PB[†]

Gauge: 23 | **Finish:** Buffed Satin
Overall Dimensions: 33" x 22"
Bowl: 14" x 15¾" x 6"
Faucet Holes: 1, 2, 3 or 4
Drain Opening: 3½"
Undercoating: Spray undercoating
Minimum Cabinet Size: 36"

Optional Accessories

Drain	Bottom Grid
S1	GBG1415SS

[†]Also available nested 50 units per shipping container as a bulk 50 pack. All dimensions in inches. To convert to millimeters, multiply by 25.4.

REVERE GRANITE



With the look and feel of authentic stone, Revere Granite sinks are beautiful, non-porous and stain-resistant. Molded from up to 85% Natural Quartz and High Performance acrylic resins, Revere Granite sinks are naturally heat-resistant up to 550 degrees of direct contact. The colors are molded into the granite and resin mix, so every sink's color is deep, rich, authentic and won't fade from ultra-violet rays, making for long-lasting beauty and enjoyment.

AVAILABLE FINISHES



(BK) Black



(BQ) Bisque



(BR) Brown



(GY) Dusk Gray



(WH) White

Revere Granite sinks are the right color sink choice for any kitchen. Hard enough to resist scratches and chips, but resilient enough to reduce breakage of glassware and fine dinnerware, unlike cast iron sinks.



RVGU250RBQ Undermount

Overall Dimensions: 33" x 20½"
Large Bowl: 15¼" x 18¼" x 9½"
Small Bowl: 15¼" x 16¼" x 9½"
Drain Opening: 3½"
Minimum Cabinet Size: 36"

Optional Accessories

Drain		
S1	RVD35	RVS35

Bottom Grid
LKWOBG1516SS
LKWOBG1518SS

Finishes:
 (BK) Black, (BQ) Bisque, (BR) Brown,
 (GY) Dusk Gray, (WH) White



RVGU3322BR Undermount

Overall Dimensions: 33" x 18¾"
Each Bowl: 15¼" x 16¾" x 9½"
Drain Opening: 3½"
Minimum Cabinet Size: 36"

Optional Accessories

Drain		
S1	RVD35	RVS35

Bottom Grid
LKWOBG1516SS

Finishes:
 (BK) Black, (BQ) Bisque, (BR) Brown,
 (GY) Dusk Gray, (WH) White



RVGU2522GY Undermount

Overall Dimensions: 25" x 18½"
Bowl: 22¾" x 16¾" x 9½"
Drain Opening: 3½"
Minimum Cabinet Size: 30"

Optional Accessories

Drain		
S1	RVD35	RVS35

Bottom Grid
LKWOBG2217SS

Finishes:
 (BK) Black, (BQ) Bisque, (BR) Brown,
 (GY) Dusk Gray, (WH) White

REVERE GRANITE

Easy Faucet Installation. With pre-scored faucet holes, faucet installation is easy.



RVGULB3322BR Undermount

Overall Dimensions: 33" x 20½"
Each Bowl: 15¾" x 17⅞" x 9½"
Low Bridge Height: 4"
Drain Opening: 3½"
Minimum Cabinet Size: 36"

Optional Accessories

Drain

S1	RVD35	RVS35
----	-------	-------

Cutting Board

LKCB1417HW

Bottom Grid

LKWOBG1417LSS (Left Bowl)	LKWOBG1417RSS (Right Bowl)
---------------------------	----------------------------

Finishes:

(BK) Black, (BQ) Bisque, (BR) Brown, (GY) Dusk Gray, (WH) White



RVGUS3322RGY Undermount

Overall Dimensions: 33" x 20"
Bowl: 30¼" x 17⅞" x 9½"
Drain Opening: 3½"
Minimum Cabinet Size: 36"

Optional Accessories

Drain

S1	RVD35	RVS35
----	-------	-------

Cutting Board

LKCB1417HW

Bottom Grid

LKWOBG3017RSS

Finishes:

(BK) Black, (BQ) Bisque, (BR) Brown, (GY) Dusk Gray, (WH) White



RVG250RWH Top Mount

Overall Dimensions: 33" x 22"
Large Bowl: 15½" x 18½" x 9½"
Small Bowl: 15¼" x 16½" x 9½"
Faucet Holes: 4 Prescored
Drain Opening: 3½"
Minimum Cabinet Size: 36"

Optional Accessories

Drain

S1	RVD35	RVS35
----	-------	-------

Bottom Grid

LKWOBG1516SS	LKWOBG1518SS
--------------	--------------

Finishes:

(BK) Black, (BQ) Bisque, (BR) Brown, (GY) Dusk Gray, (WH) White



RVG3322BK Top Mount

Overall Dimensions: 33" x 22"
Each Bowl: 15½" x 16¾" x 9½"
Faucet Holes: 4 Prescored
Drain Opening: 3½"
Minimum Cabinet Size: 36"

Optional Accessories

Drain

S1	RVD35	RVS35
----	-------	-------

Bottom Grid

LKWOBG1516SS

Finishes:

(BK) Black, (BQ) Bisque, (BR) Brown, (GY) Dusk Gray, (WH) White



RVG2522WH Top Mount

Overall Dimensions: 25" x 22"
Large Bowl: 22¾" x 16¾" x 9½"
Faucet Holes: 4 Prescored
Drain Opening: 3½"
Minimum Cabinet Size: 30"

Optional Accessories

Drain

S1	RVD35	RVS35
----	-------	-------

Bottom Grid

LKWOBG2217SS

Finishes:

(BK) Black, (BQ) Bisque, (BR) Brown, (GY) Dusk Gray, (WH) White

REVERE GRANITE



RVGLB3322BR Top Mount

Overall Dimensions: 33" x 22"
Each Bowl: 15 $\frac{3}{16}$ " x 17 $\frac{7}{8}$ " x 9 $\frac{1}{2}$ "
Low Bridge Height: 4"
Faucet Holes: 5 Prescored
Drain Opening: 3 $\frac{1}{2}$ "
Minimum Cabinet Size: 36"

Optional Accessories

Drain		
S1	RVD35	RVS35

Cutting Board	
LKCB1417HW	

Bottom Grid	
LKWOBG1417LSS (Left Bowl)	
LKWOBG1417RSS (Right Bowl)	

Finishes:
 (BK) Black, (BQ) Bisque, (BR) Brown,
 (GY) Dusk Gray, (WH) White



RVGS3322RBQ Top Mount

Overall Dimensions: 33" x 22"
Bowl: 30 $\frac{5}{16}$ " x 17 $\frac{7}{8}$ " x 9 $\frac{1}{2}$ "
Faucet Holes: 5 Prescored
Drain Opening: 3 $\frac{1}{2}$ "
Minimum Cabinet Size: 36"

Optional Accessories

Drain		
S1	RVD35	RVS35

Cutting Board	
LKCB1417HW	

Bottom Grid	
LKWOBG3017RSS	

Finishes:
 (BK) Black, (BQ) Bisque, (BR) Brown,
 (GY) Dusk Gray, (WH) White



RVG1515BK Universal Mount

Overall Dimensions: 16 $\frac{5}{8}$ " x 16 $\frac{5}{8}$ "
Bowl: 14" x 14" x 8"
Drain Opening: 3 $\frac{1}{2}$ "
Minimum Cabinet Size: 21"

Optional Accessories

Drain		
S1	RVD35	RVS35

Finishes:
 (BK) Black, (BQ) Bisque, (BR) Brown,
 (GY) Dusk Gray, (WH) White

LAVATORY SINKS BY REVERE



Add sophisticated style to the bathroom with undermount or above counter designs.

Available in three materials:

- Vitreous china
- Stainless steel
- Natural glass



NVC1714BC Undermount

Vitreous China
Integrated overflow
Overall Dimensions: 19¼" x 16¼"
Bowl: 17¼" x 14⅛" | **Drain Opening:** 1¾"
Minimum Cabinet Size: 24"
Finishes:
(BC) Biscuit, (WH) White



NVC1512WH Undermount

Vitreous China
Integrated overflow
Overall Dimensions: 17½" x 13⅞"
Bowl: 15⅝" x 12½" | **Drain Opening:** 1¾"
Minimum Cabinet Size: 21"
Finishes:
(BC) Biscuit, (WH) White



NVC1814BC Undermount

Vitreous China
Integrated overflow
Overall Dimensions: 20½" x 14⅜"
Bowl: 18½" x 12⅜" | **Drain Opening:** 1¾"
Minimum Cabinet Size: 24"
Finishes:
(BC) Biscuit, (WH) White



NLF1916B Undermount

20 Gauge Stainless Steel
Overall Dimensions: 19¼" x 16¼"
Bowl: 17¼" x 14¼" | **Drain Opening:** 1¾"
Minimum Cabinet Size: 24"
Finishes:
(B) Brushed, (M) Mirror



NGLV17 Above Counter

Tempered 12mm Natural Glass
Overall Dimensions: 17" diameter
Drain Opening: 1¾"

AVAILABLE FINISHES



(BC) Biscuit



(WH) White



(B) Brushed



(M) Mirror

ACCESSORIES BY REVERE

A wide selection of space-saving, time-saving tools to add real function to the kitchen. Choose from a variety of bottom grids, cutting boards and drains. Whatever you need, Revere can help you create a workspace that's as convenient as it is beautiful.



Accessories for Today's Hard-Working Cook

CUTTING BOARDS Durable hardwood cutting board is designed to appeal to your sense of style as well as your need for convenience.



CB1713

Fits select sinks with inside bowl dimensions of 16" x 24"



NEW!

LKCBF17HW

Fits select sinks with inside bowl dimensions of 12" x 17", 14½" x 17", 17" x 17", 24" x 17" and 30" x 17"



CB1516

Fits select sinks with inside bowl dimensions of 14" x 15¾" or 21" x 15¾". Only fits undermount sinks that have a ½" reveal



LKCB1312HW

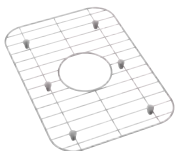
Fits sinks with inside bowl dimensions of 12½" x 12"



LKCB1417HW

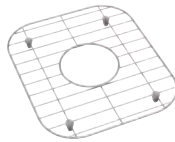
Fits sinks with inside bowl dimensions of 15¾" x 17¾" or 30¼" x 17¾"

BOTTOM GRIDS Stainless steel wire bottom grids that protect the bottom of your Revere sink.



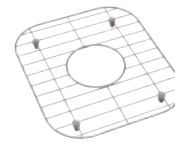
GBG1318SS

Fits select sinks with inside bowl dimensions of 13½" x 18"



GBG1414SS

Fits select sinks with inside bowl dimensions of 14" x 14"



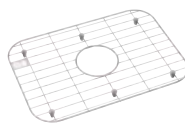
GBG1415SS

Fits select sinks with inside bowl dimensions of 14" x 15¾"



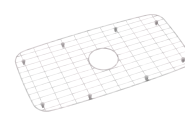
GBG2115SS

Fits select sinks with inside bowl dimensions of 21" x 15¾"



NEW! GBG2416SS

Fits select sinks with inside bowl dimensions of 24" x 16"



GBG2816SS

Fits select sinks with inside bowl dimensions of 28" x 15¾"

ACCESSORIES BY REVERE



BOTTOM GRIDS Continued



NEW!

GFOBG1217SS

Fits select sinks with inside bowl dimensions of 12" x 17"



NEW!

GFOBG1517SS

Fits select sinks with inside bowl dimensions of 14½" x 17"



NEW!

GFOBG1717SS

Fits select sinks with inside bowl dimensions of 17" x 17"



NEW!

GFOBG2417RSS (shown)

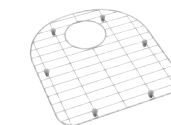
Fits select sinks with inside bowl dimensions of 24" x 17"



NEW!

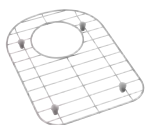
GFOBG3017RSS (shown)

Fits select sinks with inside bowl dimensions of 30" x 17"



GOBG1617SS

Fits select sinks with inside bowl dimensions of 16" x 17½"



GOBG1115SS

Fits select sinks with inside bowl dimensions of 11½" x 15"



NEW!

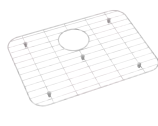
GOBG1415SS

Fits select sinks with inside bowl dimensions of 14" x 15¾"



GOBG2816SS

Fits select sinks with inside bowl dimensions of 28" x 15¾"




GOBG2115SS

Fits select sinks with inside bowl dimensions of 21" x 15¾"



GOBG2118SS

Fits select sinks with inside bowl dimensions of 21" x 18¾"



LKWOBG1516SS

Fits sinks with inside bowl dimensions of 15½" x 16¾"



LKWBG1312SS

Fits sinks with inside bowl dimensions of 12½" x 12"



LKWOBG1417RSS (shown)


LKWOBG1417LSS

Fits sinks with inside bowl dimensions of 15¾" x 17¾"



LKWOBG3017RSS

Fits sinks with inside bowl dimensions of 30¼" x 17¾"



LKWOBG1518SS

Fits sinks with inside bowl dimensions of 15½" x 16¾"



LKWOBG2217SS

Fits sinks with inside bowl dimensions of 22¾" x 16¾"

ACCESSORIES BY REVERE



DRAINS/STRAINERS



S1

3½" Drain Opening



S2

2" Drain Opening



LK174/LK174LO

1½" to 1¾" Drain Opening
LK174 arranged for overflow
LK174LO not arranged for overflow



RVS35

3½" Drain Opening

Finishes:
(BK) Black, (BQ) Bisque,
(BR) Brown, (WH) White



RVD35

3½" Drain Opening

Finishes:
(BK) Black, (BQ) Bisque,
(BR) Brown, (WH) White

INSTALLATION ACCESSORIES



LK350

Installation screwdriver,
extra long shank



LK363

Set of 14 extra long screws
and clips for top mount
installation of U-channel
models; for countertops
up to 1½" thick




LK364

Set of 14 extra long screws
for top mount installation
of U-channel models;
for countertops up to
1½" thick



LK463

3 sets of 14 hex head
screws, 28 hex nuts
and 1 set of clips for
top mount installation
of U-channel models;
for countertops up to
2½" thick



RVUMSK25 (shown)
RVUMSK36

Undermount support kit
designed to support sinks
from the cabinet walls;
25" or 36" lengths can be
cut to desired length



RVUCLIP8
(package of 8 clips)

Clips designed to attach
undermount sinks to a
solid surface countertop

FAUCETS

Adorn your sink with the style and craftsmanship of a new Elkay faucet. Outward beauty and sophistication are matched with precision design and engineering to make this highly stylized collection uniquely Revere.



AVAILABLE FINISHES



(CR) Chrome



(LS) Lustrous Steel



LK4000LS

Pull-out, 2-Function Spray, Kitchen
Max. countertop thickness: 2½"
 1 or 3 hole installation

Finishes:

(CR) Chrome, (LS) Lustrous Steel



LK5000CR

Pull-out, 2-Function Spray, Kitchen
Max. countertop thickness: 2½"
 1 or 3 hole installation

Finishes:

(CR) Chrome, (LS) Lustrous Steel



LK6000CR

Pull-down, 3-Function Spray, Kitchen
Max. countertop thickness: 2½"
 1 or 3 hole installation

Finishes:

(CR) Chrome, (LS) Lustrous Steel



LK1001CR

LK1000CR without side spray

Single-lever, Kitchen
Max. countertop thickness: 2½"
 4 hole installation (LK1001)
 3 hole installation (LK1000)

Finish:

(CR) Chrome



LK1501CR

LK1500CR without side spray

Single-lever, Kitchen
Max. countertop thickness: 2½"
 2 hole installation (LK1501)
 1 hole installation (LK1500)

Finish:

(CR) Chrome



LK3001CR

LK3000CR without side spray

Remote Handle, Kitchen
Max. countertop thickness: 2½"
 3 hole installation (LK3001)
 2 hole installation (LK3000)

Finish:

(CR) Chrome

FAUCETS



LK2477CR

Two-handle, Bar/prep
Max. countertop thickness: 1½"
 2 hole installation
Finish: (CR) Chrome



LKA2475LF

Two-handle, Bar/prep
Max. countertop thickness: 7⁄8"
 (2½" extension kit: LK115)
 2 hole installation on 4" centers
Finish: (CR) Chrome



LK2000CR

Two-handle, Laundry
Max. countertop thickness: 1½"
 2 hole installation
Finish: (CR) Chrome



LK115

Extension Kit
Max. countertop thickness: 2½"
 Used with LK2000 and LK2477 faucets



LK2500CR

Flexible Spout, 2-Function Spray, Laundry/Utility/Kitchen
Max. countertop thickness: 2½"
 (2½" extension kit: LK115)
 1 hole installation
Finish: (CR) Chrome

SOAP/LOTION DISPENSERS



LK315LS

Finishes: (CR) Chrome, (LS) Lustrous Steel



LK320CR

Finishes: (CR) Chrome, (LS) Lustrous Steel

AIR GAP



LK105CR

Universal design fits many faucet styles
Finishes: (CR) Chrome, (LS) Lustrous Steel

TOP MOUNT SINK MODELS CODE GUIDE FOR STAINLESS STEEL SINKS

SERIES	BOWL TYPE	DEPTH	FINISH
CL - Carrington	S - Single	D5 = 5"	DG - Diamond-Glo
PBL - Puritan	D - Double	D55 = 5½"	SN - Soft Satin
FH - Puritan or Kitchen Queen		D6 = 6"	PB - Buffed Satin
KQ - Kitchen Queen		D65 = 6½"	
		D7 = 7"	
		D8 = 8"	

INDEX

Undermounts	Puritan	Lavatory Sinks	Accessories Continued
Model..... Page	Model..... Page	Model..... Page	Model..... Page
RCFU12FB.....4	FH3319D7SN.....12	NLF1916.....17	LKWBG1312SS.....19
RCFU1210.....4	FH3319D8SN.....12	NGLV17.....17	LKWOBG1417LSS.....19
RCFU1318.....4	PBLD3322D65SN.....12	NVC1512.....17	LKWOBG1417RSS.....19
RCFU1618.....4	PBLD3322D7SN.....12	NVC1714.....17	LKWOBG1516SS.....19
RCFU2115.....5	PBLD3322D8SN.....12	NVC1814.....17	LKWOBG1518SS.....19
RCFU2115DF.....4	PBLS1515D55SNL.....11		LKWOBG2217SS.....19
RCFU2115DFBG.....4	PBLS1722D7SN.....11	Accessories	LKWOBG3017RSS.....19
RCFU2118.....7	PBLS2522D65SN.....11	CB1713.....18	S1.....20
RCFU2118DF.....7	PBLS2522D7SN.....11	GBG1318SS.....18	S2.....20
RCFU2118DFBG.....7	PBLS2522D8SN.....11	GBG1414SS.....18	
RCFU2416.....5		GBG1415SS.....18	Faucets
RCFU2816.....5	Kitchen Queen	GBG2115SS.....18	LK1000.....21
RCFU3118.....5	FH3319D6SB.....13	GBG2416SS.....18	LK1001.....21
RCFU31189.....5	KQ1515D5BFS1.....13	GBG2816SS.....18	LK105.....22
RCFU3118DF.....5	KQ1515D5BFS2.....13	GFOBG1217SS.....19	LK115.....22
RCFU3118DFBG.....5	KQ1515D5PBL.....13	GFOBG1517SS.....19	LK1500.....21
RCFU3119R(L).....7	KQ1515D5PBS.....13	GFOBG1717SS.....19	LK1501.....21
RCFU3119R(L)DF.....7	KQ1722D6PB.....13	GFOBG2417RSS.....19	LK2000.....22
RCFU3119R(L)DFBG.....7	KQ2522D6PB.....13	GFOBG3017RSS.....19	LK2477.....22
RCFU312010R(L).....6	KQ3322D6PB.....13	GDBG1115SS.....19	LK2500.....22
RCFU312010R(L)DF.....6		GDBG1415SS.....19	LK3000.....21
RCFU312010R(L)DFBG.....6	Granite	GDBG1617SS.....19	LK3001.....21
RVRU12179.....8	RVG1515.....16	GDBG2115SS.....19	LK315.....22
RVRU17179.....8	RVG250R.....15	GDBG2118SS.....19	LK320.....22
RVRU24179R.....8	RVG2522.....15	GDBG2816SS.....19	LK4000.....21
RVRU30179R.....8	RVG3322.....15	LK174(LO).....20	LK5000.....21
RVRU31179.....9	RVGLB3322.....16	LK350.....20	LK6000.....21
RVRU32179L(R).....9	RVGS3322R.....16	LK363.....20	LKA2475LF.....22
RVRUF30179R.....8	RVGU250R.....14	LK364.....20	
RVRUF32179R.....9	RVGU2522.....14	LK463.....20	
	RVGU3322.....14	LKCB1312HW.....18	
Carrington	RVGU3322.....14	LKCB1417HW.....18	
CLD3322D7DG.....10	RVGULB3322.....15	LKCBF17HW.....18	
CLD3322D8DG.....10	RVGUS3322R.....15	RCB1516.....18	
CLS1515D7DGL.....10		RVD35.....20	
CLS2522D7DG.....10		RVS35.....20	
CLS2522D8DG.....10		RVUCLIP8.....20	
CLSSR2722D8DG.....10		RVUMSK25.....20	
		RVUMSK36.....20	

LIMITED WARRANTY SINKS

Revere Stainless Steel Sinks are warranted against defects in material and workmanship to the original purchaser for a period as noted below for each model from the original purchase date based on normal use and care. Please refer to Revere's Limited Warranty enclosed in each Revere sink for specific details.

Carrington by Revere – Lifetime
Revere Granite – Lifetime
Undermounts by Revere – Lifetime
Puritan by Revere – Lifetime
Kitchen Queen by Revere – Lifetime
Lavatory Sinks – Limited Lifetime

LIMITED WARRANTY FAUCETS

Elkay warrants that all parts and finishes of Elkay faucets are free from defects in materials and workmanship for the life of the product, if purchased after 1996. This warranty covers the original consumer purchaser of the product only. If the product should leak or drip during normal use, Elkay will provide, free of charge, a replacement cartridge. For other defects in material or workmanship, Elkay will, at its option, supply replacement parts (or if no longer available a comparable product). Elkay reserves the right to examine product in question and its installation prior to replacement.

Refer to product specification sheets at www.reveresink.com for further warranty information.



Revere
2222 Camden Court
Oak Brook, IL 60523
800.225.8585
FAX 630.645.4447
reveresink.com