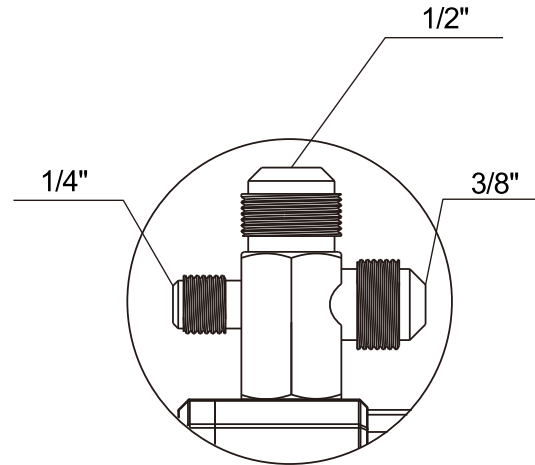
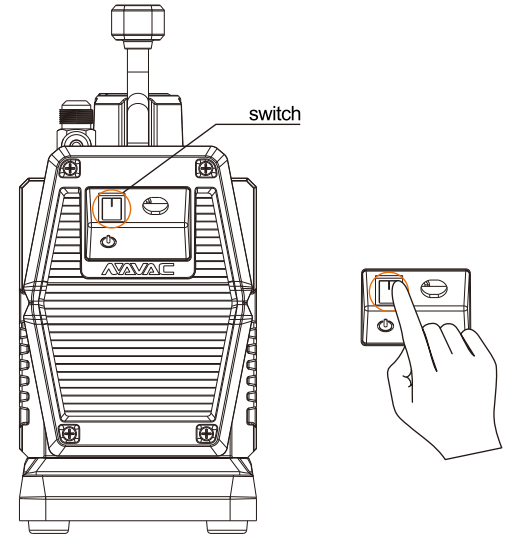


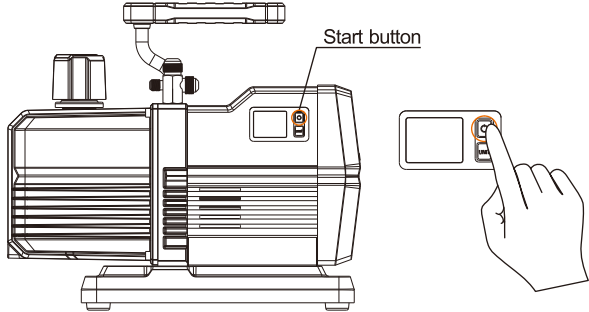
1. Connect the pump to the AC system.



2. Turn power switch on and the screen will light up.

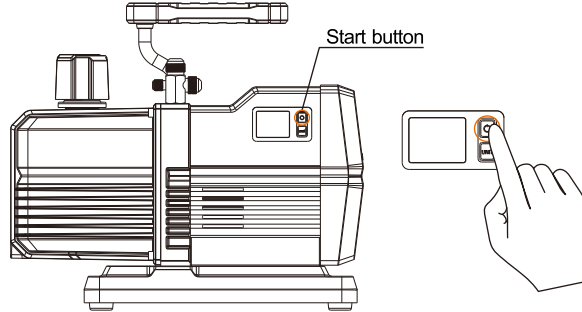


3. Press the Start button to run pump.
4. Press the UNIT button to change units between Pa, mBar, mmHg, Micron.



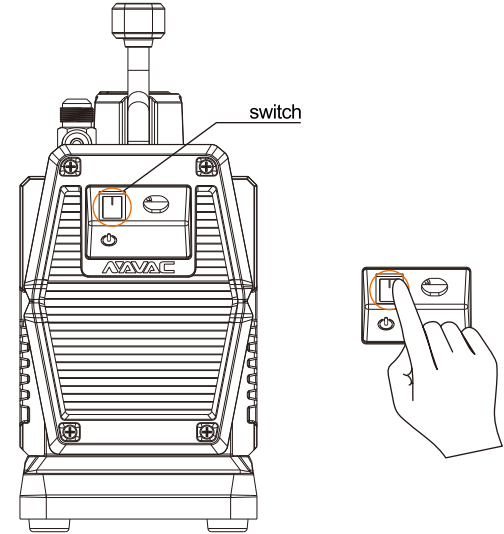
Note:
The beep will sound 30 minutes after reaching 500 micron.

5. Press the Start button to stop pump if necessary.



Note:
The vacuum level displayed is sensed by an internal vacuum sensor, which could be different from the readings by an external micron gauge.

6. Turn power switch off and disconnect the power cord.



Note:
It's not suitable for class A3 refrigerants and toxic refrigerants of class B2, B3.