



## Schedule 80 CPVC Technical Schedule 80 CPVC Fittings

### Injection Molded Dimension References:

- G** = (LAYING LENGTH) Intersection of center lines to bottom of socket/thread; 90° elbows, tees, crosses; ± 1/32 inch.
- H** = Intersection of center lines to face of fitting; 90° elbows tees, crosses; ± 1/32 inch.
- J** = Intersection of center lines to bottom of socket/thread; 45° elbows; ± 1/32 inch

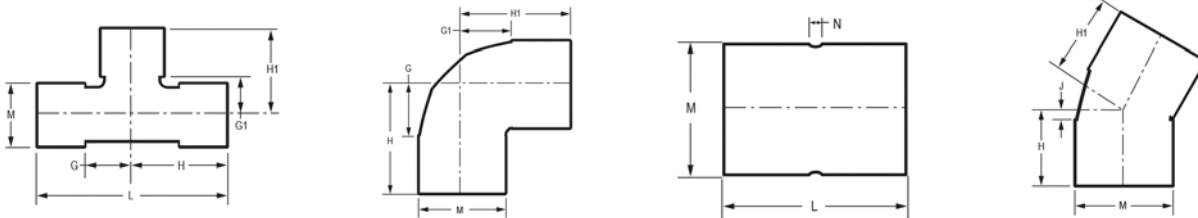
- L** = Overall length of fittings; ± 1/16 inch.
- M** = Outside diameter of socket/thread hub; ± 1/16 inch.
- N** = Socket bottom to socket bottom; couplings; ± 1/16 inch.
- W** = Height of cap; ± 1/16 inch.

### Fabricated Dimension References:

- G** = (LAYING LENGTH) Intersection of center lines to bottom of socket/thread; 90° elbows, tees, crosses; ± 1/4 inch; 14" & larger ± 1/2 inch.
- H** = Intersection of center lines to face of fitting; 90° elbows ± 1/4 inch, 14" & larger ± 3/4 inch; wyes ± 1/2 inch; tees, crosses ± 1/4 inch; 14" larger ± 1/2 inch.
- J** = Intersection of center lines to bottom of socket/thread; 45° elbows; ± 1/4 inch; 14" & larger ± 1/2 inch.

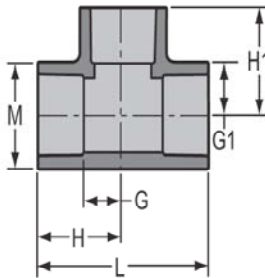
- L** = Overall length of fittings; ± 1/2 inch.; wyes ± 1 inch; 14" & larger ± 1 inch.
- M** = Outside diameter of socket/thread hub; ± 1/4 inch.
- N** = Socket bottom to socket bottom; couplings; ± 1/2 inch.
- W** = Height of cap; ± 1/4 inch.

### Typical Fabricated Dimension References



### Tee

Socket x Socket x Socket



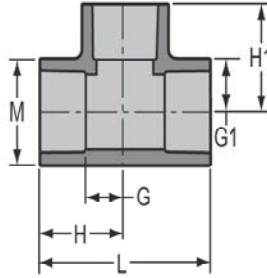
Part Number	Size	G	G1	H	H1	L	M	Approx. Wt. (Lbs.)
801-002C	1/4	11/32	11/32	31/32	31/32	1-31/32	27/32	.03
801-003C	3/8	15/32	15/32	1- 1/4	1- 1/4	2- 1/2	31/32	.06
801-005C	1/2	19/32	19/32	1-15/32	1-15/32	2-15/16	1- 3/16	.11
801-007C	3/4	11/16	11/16	1-11/16	1-11/16	3- 3/8	1-13/32	.16
801-010C	1	27/32	27/32	2	2	4	1-23/32	.29
801-012C	1-1/4	1- 1/32	1- 1/32	2- 9/32	2- 9/32	4-19/32	2- 3/32	.39
801-015C	1-1/2	1- 3/16	1- 3/16	2- 9/16	2- 9/16	5- 1/8	2- 3/8	.53
801-020C	2	1-7/16	1-7/16	2-15/16	2-15/16	5-7/8	2- 7/8	.86
801-025C	2-1/2	1-23/32	1-23/32	3- 1/2	3- 1/2	7	3-15/32	1.68
801-030C	3	2- 1/16	2- 1/16	3-31/32	3-31/32	7-15/16	4- 5/32	2.43
801-040C	4	2- 1/2	2- 1/2	4- 3/4	4- 3/4	9- 1/2	5- 1/4	3.71
801-050C	5	3- 5/32	3- 5/32	5-25/32	5-25/32	11-19/32	6-13/32	6.20
801-050CF*	5	5-1/2	5-1/2	8-1/2	8-1/2	17	6-5/16	9.85
801-060C	6	4- 1/32	4- 1/32	7- 3/32	7- 3/32	14- 5/32	7-19/32	12.18
801-080C	8	4-13/16	4-13/16	8- 7/8	8- 7/8	17- 3/4	9-23/32	21.58
801-080CF*	8	7-5/8	7-5/8	11-7/8	11-7/8	23-3/4	9-5/8	26.28

**Schedule 80 CPVC Technical**  
**Schedule 80 CPVC Fittings**



**Tee**

Socket x Socket x Socket



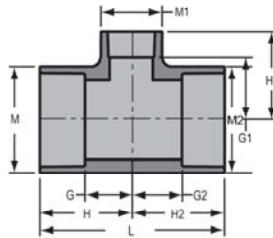
(Continued)

Part Number	Size	G	G1	H	H1	L	M	Approx. Wt. (Lbs.)
801-100C	10	5- 3/4	5- 3/4	10-13/16	10-13/16	21- 5/8	11-19/32	38.18
801-100CF*	10	9	9	14- 1/4	14- 1/4	28- 1/2	11-15/16	43.27
801-120C	12	6-15/16	6-15/16	12-15/16	12-15/16	25- 7/8	14- 1/4	55.92
801-120CF*	12	11- 1/4	11- 1/4	17- 1/2	17- 1/2	35	14- 1/8	72.57
801-140C	14	7- 1/32	7- 1/32	14- 7/32	14- 1/32	28- 7/16	15-21/32	66.40
801-140CF*	14	12- 1/4	12- 1/4	19- 1/4	19- 1/4	38- 1/2	15- 1/2	102.20
801-160CF*	16	13	13	21	21	42	17-11/16	143.98
801-180CF*	18	13- 3/4	13- 3/4	22- 3/4	22- 3/4	45- 1/2	19- 7/8	187.57
801-200CF*	20	16- 3/8	16- 3/8	26- 3/8	26- 3/8	52- 3/4	22- 1/16	286.74
801-240CF*	24	20- 1/4	20- 1/4	32- 1/4	32- 1/4	64- 1/2	26- 7/16	453.00

\* Fabricated

**Tee - Reducing**

Socket x Socket x Socket



Part Number	Size	G	G1	G2	H	H1	H2	L	M	M1	M2	Approx. Wt. (Lbs.)
801-101C	3/4X1/2	19/32	23/32	19/32	1-19/32	1-19/32	1-19/32	3- 3/16	1-13/32	1- 3/16	1- 13/32	.14
801-130C	1X1/2	19/32	7/8	19/32	1-23/32	1- 3/4	1-23/32	3- 7/16	1- 3/4	1- 3/16	1-3/4	.20
801-131C	1X3/4	11/16	27/32	11/16	1-53/64	1-27/32	1-53/64	3-21/32	1- 3/4	1-13/32	1-3/4	.24
801-157C	1-1/4X1X3/4	23/32	1-1/16	11/16	1-7/8	2-1/16	1-15/16	3-3/4	2-5/32	1-7/16	1- 25/32	.32
801-158C	1-1/4X1X1	13/32	15/16	13/32	2- 1/8	1-31/32	1-15/16	4	2- 1/16	1-11/16	1- 25/32	.32
801-159C	1-1/4X1X1-1/4	15/16	15/16	7/8	2- 3/16	2- 5/32	2- 1/8	4- 5/16	2- 1/16	2- 1/16	1-3/4	.40
801-166C <sup>1</sup>	1-1/4X1/2	7/8	1-13/32	7/8	2- 3/32	2- 3/8	2- 3/32	4- 7/32	2- 1/8	1- 3/4	2-1/8	.32
801-167C	1-1/4X3/4	5/8	31/32	5/8	1-15/16	1-31/32	1-15/16	3- 7/8	2- 1/8	1-13/32	2- 1/8	.29
801-168C	1-1/4X1	27/32	1- 1/32	27/32	2- 3/32	2- 5/32	2- 3/32	4- 7/32	2- 3/32	1- 3/4	2- 3/32	.35
801-202C	1-1/2X1-1/4X1	7/8	1- 7/32	7/8	2- 1/4	2-11/32	2- 1/4	4- 1/2	2- 7/16	1-13/16	2- 3/32	.42
801-209C	1-1/2X1/2	9/16	1- 1/16	9/16	1-31/32	1-15/16	1-31/32	3-15/16	2- 3/8	1- 3/16	2- 3/8	.36
801-210C	1-1/2X3/4	11/16	1- 1/32	11/16	2- 1/16	2- 1/32	2- 1/16	4- 5/32	2-11/32	1-13/32	2- 11/32	.37
801-211C	1-1/2X1	27/32	1- 5/32	27/32	2-15/32	2- 5/16	2-15/32	4-15/16	2-11/32	1- 3/4	2- 11/32	.43
801-212C	1-1/2X1-1/4	1- 3/16	1- 3/16	1- 3/16	2- 9/16	2- 7/16	2- 9/16	5- 1/8	2- 3/8	2- 1/8	2- 3/8	.57
801-247C	2X1/2	9/16	1-13/32	9/16	2- 3/32	2- 9/32	2- 3/32	4- 3/16	2- 7/8	1- 5/32	2- 7/8	.45
801-248C	2X3/4	11/16	1-13/32	11/16	2- 3/16	2-13/32	2- 3/16	4- 3/8	2-27/32	1- 3/8	2- 27/32	.51
801-249C	2X1	27/32	1- 7/16	27/32	2- 3/8	2- 9/16	2- 3/8	4- 3/4	2- 7/8	1- 3/4	2- 7/8	.57
801-250C	2X1-1/4	1-1/32	1-7/16	1-1/32	2-17/32	2-11/16	2-17/32	5-1/16	2-27/32	2-1/16	2- 27/32	.65
801-251C	2X1-1/2	1- 5/32	1-7/16	1- 5/32	2-11/16	2-13/16	2-11/16	5- 3/8	2-7/8	2- 13/32	2- 7/8	.79

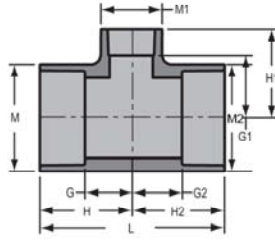


Schedule 80 CPVC Technical  
**Schedule 80 CPVC Fittings**

**Tee - Reducing**

Socket x Socket x Socket

(Continued)



Part Number	Size	G	G1	G2	H	H1	H2	L	M	M1	M2	Approx. Wt. (Lbs.)
801-254C <sup>1</sup>	2X2X4	3-11/16	2-15/32	3-11/16	5-3/16	4-23/32	5-3/16	10-11/32	5-1/4	5-1/4	5-1/4	5.92
801-287C	2-1/2X1/2	19/32	1-19/32	19/32	2-3/8	2-15/32	2-3/8	4-23/32	3-1/2	1-3/16	3-1/2	.78
801-288C	2-1/2X3/4	21/32	1-1/2	21/32	2-7/16	2-17/32	2-7/16	4-27/32	3-17/32	1-13/32	3-17/32	.83
801-289C	2-1/2X1	27/32	1-23/32	27/32	2-5/8	2-27/32	2-5/8	5-1/4	3-17/32	1-23/32	3-17/32	1.03
801-290C	2-1/2X1-1/4	1-1/32	1-3/4	1-1/32	2-27/32	2-31/32	2-27/32	5-11/16	3-9/16	2-3/32	3-9/16	1.16
801-291C	2-1/2X1-1/2	1-5/32	1-23/32	1-5/32	2-31/32	3-1/8	2-31/32	5-29/32	3-9/16	2-3/8	3-9/16	1.27
801-292C	2-1/2X2	1-13/32	1-5/8	1-13/32	3-3/16	3-1/8	3-3/16	6-3/8	3-1/2	2-7/8	3-1/2	1.34
801-333C <sup>1</sup>	3X1/2	1-7/16	2-7/8	1-7/16	3-5/16	3-3/4	3-5/16	6-5/8	4-3/16	2-7/8		1.35
801-334C <sup>1</sup>	3X3/4	1-7/16	2-11/16	1-7/16	3-5/16	3-11/16	3-5/16	6-5/8	4-3/16	2-7/8	4-3/16	1.32
801-335C	3X3X1	7/8	2	7/8	2-3/4	3-1/8	2-3/4	5-1/2	4-7/32	1-3/4	4-7/32	1.28
801-336C <sup>1</sup>	3X1-1/4	1-5/8	1-15/16	1-5/8	3-5/16	3-5/8	3-5/16	6-5/8	4-3/16	2-7/8	4-3/16	1.93
801-337C	3X3X1-1/2	1-5/32	2-1/16	1-5/32	3-1/16	3-7/16	3-1/16	6-1/8	4-3/16	2-3/8	4-3/16	1.49
801-338C	3X2	1-7/16	1-13/16	1-7/16	3-5/16	3-5/16	3-5/16	6-5/8	4-7/32	2-7/8	4-7/32	1.73
801-339C	3X2-1/2	1-3/4	1-31/32	1-3/4	3-5/8	3-11/16	3-5/8	7-1/4	4-3/16	3-17/32	4-3/16	2.11
801-415C <sup>1</sup>	4X1/2	1-7/16	3-17/32	1-7/16	3-11/16	4-13/32	3-11/16	7-11/32	5-1/4	2-7/8	5-1/4	2.06
801-417C	4X1	27/32	2-19/32	27/32	3-1/8	3-23/32	3-1/8	6-1/4	5-1/4	1-3/4	5-1/4	1.99
801-418C <sup>1</sup>	4X1-1/4	1-1/8	2-31/32	1-1/8	3-13/32	4-7/32	3-13/32	6-25/32	5-1/4	2-3/8	5-1/4	2.27
801-419C	4X1-1/2	1-1/8	2-9/16	1-1/8	3-3/8	3-15/16	3-3/8	6-3/4	5-1/4	2-3/8	5-1/4	2.20
801-420C	4X2	1-7/16	2-1/2	1-7/16	3-11/16	4	3-11/16	7-3/8	5-1/4	2-7/8	5-1/4	2.41
801-421C <sup>1</sup>	4X2-1/2	2-1/16	2-11/16	2-1/16	4-5/16	4-3/4	4-5/16	8-5/8	5-1/4	4-1/8	5-1/4	3.48
801-422C	4X3	2-1/8	2-23/32	2-1/8	4-3/8	4-19/32	4-3/8	8-25/32	5-1/4	4-3/16	5-1/4	3.07
801-486C <sup>1</sup>	5X2	3-5/32	5-3/32	3-5/32	5-13/16	6-19/32	5-13/16	11-19/32	6-13/32	6-13/32	6-13/32	8.66
801-486CF <sup>+</sup>	5X2	4-5/16	4-3/4	4-5/16	7-5/16	6-1/2	7-5/16	14-5/8	6-5/16	2-13/16		5.94
801-487CF <sup>+</sup>	5X2-1/2	4	4-15/16	4	7	6-15/16		14	6-5/16	3-7/16		6.27
801-488C	5X3	3-5/32	4-5/8	3-5/32	5-13/16	6-1/2	5-13/16	11-19/32	6-13/32	6-13/32	6-13/32	8.42
801-490C <sup>1</sup>	5X4	3-5/32	3-29/32	3-5/32	5-13/16	6-5/32	5-13/16	11-5/8	6-13/32	6-13/32	6-13/32	7.56
801-490CF <sup>+</sup>	5X4	4-7/8	6-5/16	4-7/8	8-3/8	8-9/16	8-3/8	16-3/4	6-5/16	5-3/16		9.97
801-524C <sup>1</sup>	6X3/4	1	4	1	3-7/8	5	3-7/8	7-3/4	7-9/16	1-3/4	7-9/16	4.47
801-525C	6X1	27/32	3-23/32	27/32	3-7/8	4-27/32	3-7/8	7-3/4	7-9/16	1-3/4	7-9/16	4.43
801-526C <sup>1</sup>	6X1-1/4	1-7/16	4-3/16	1-7/16	4-7/16	5-15/32	4-7/16	8-7/8	7-19/32	2-7/8	7-19/32	5.59
801-527C <sup>1</sup>	6X1-1/2	1-7/16	4-3/32	1-7/16	4-7/16	5-1/2	4-7/16	8-7/8	7-19/32	2-7/8	7-19/32	5.54
801-528C	6X2	1-7/16	3-23/32	1-7/16	4-7/16	5-1/4	4-7/16	8-7/8	7-19/32	2-7/8	7-19/32	5.39
801-528CF <sup>+</sup>	6X2	4-5/8	5-3/16	4-5/8	7-7/8	6-15/16	7-7/8	15-3/4	7-1/2	2-13/16		9.14
801-529C <sup>1</sup>	6X2-1/2	2-1/16	3-13/16	2-1/16	5-1/16	5-7/8	5-1/16	10-1/8	7-9/16	4-1/4	7-9/16	8.81
801-529CF <sup>+</sup>	6X2-1/2	4-13/16	5-3/8	4-13/16	8-1/16	7-3/8	8-1/16	16-1/8	7-1/2	3-7/16		9.25
801-530C <sup>1</sup>	6X3	2-1/16	3-3/4	2-1/16	5-3/32	5-5/8	5-3/32	10-3/16	7-19/32	4-1/4	7-19/32	6.70
801-530CF <sup>+</sup>	6X3	4-3/4	5-3/4	4-3/4	8	8	8	16	7-1/2	4-1/8	7-1/2	10.00
801-532C	6X4	2-11/16	3-25/32	2-11/16	5-11/16	6-1/16	5-11/16	11-3/8	7-9/16	5-1/4	7-9/16	7.54
801-575CF <sup>+</sup>	8X1	4-1/8	6-1/16	4-1/8	8-3/8	7-5/16	8-3/8	16-3/4	9-5/8	1-11/16		13.19
801-578C <sup>1</sup>	8X2	3-13/16	6-5/8	3-13/16	7-13/16	8-1/8	7-13/16	15-5/8	9-11/16	7-9/16	9-11/16	13.37
801-578CF <sup>+</sup>	8X2	4-11/16	6-1/8	4-11/16	8-15/16	7-7/8	8-15/16	17-7/8	9-5/8	2-13/16	9-5/8	14.64

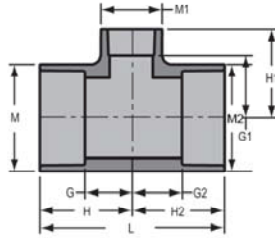
**Schedule 80 CPVC Technical**  
**Schedule 80 CPVC Fittings**



**Tee - Reducing**

Socket x Socket x Socket

(Continued)



Part Number	Size	G	G1	G2	H	H1	H2	L	M	M1	M2	Approx. Wt. (Lbs.)
801-579CF*	8X2-1/2	4-7/8	6-5/16	4-7/8	9-1/8	8-5/16	9-1/8	18-1/4	9-5/8	3-7/16	9-5/8	14.84
801-580C <sup>1</sup>	8X3	3-23/32	6-1/2	3-23/32	7-3/4	8-3/8	7-3/4	15-1/2	9-11/16	7-1/2	9-11/16	13.12
801-580CF*	8X3	5-3/16	6-11/16	5-3/16	9-7/16	8-15/16	9-7/16	18-7/8	9-5/8	4-1/8	9-5/8	15.44
801-582C <sup>1</sup>	8X4	2-5/8	4-27/32	2-5/8	6-5/8	7-3/32	6-5/8	13-1/4	9-23/32	5-9/32	9-23/32	12.26
801-582CF*	8X4	5-3/4	7-11/16	5-3/4	10	9-15/16	10	20	9-5/8	5-3/16	9-5/8	17.51
801-585C	8X6	3-7/8	4-15/16	3-7/8	7-29/32	8	7-29/32	15-25/32	9-11/16	7-17/32	9-11/16	15.60
801-618CF*	10X1	4-1/2	7-1/16	4-1/2	9-3/4	8-5/16	9-3/4	19-1/2	11-15/16	1-11/16		23.76
801-621CF*	10X2	4-3/8	7-1/8	4-3/8	9-5/8	8-7/8	9-5/8	19-1/4	11-15/16	2-13/16	11-15/16	23.87
801-622CF*	10X2-1/2	5-1/4	7-5/16	5-1/4	10-1/2	9-5/16	10-1/2	21	11-15/16	3-7/16	11-15/16	25.70
801-623C <sup>1</sup>	10X3	3-25/32	7-17/32	3-25/32	9-25/64	9-3/8	9-25/64	18-25/32	12-1/16	7-9/16	12-1/16	28.55
801-623CF*	10X3	4-7/8	7-11/16	4-7/8	10-1/8	9-15/16	10-1/8	20-1/4	11-15/16	4-1/8	11-15/16	23.85
801-624C <sup>1</sup>	10X4	3-7/8	7-3/16	3-7/8	9-3/8	9-1/2	9-3/8	18-3/4	12-1/16	7-9/16	12-1/16	28.40
801-624CF*	10X4	5-3/8	8-11/16	5-3/8	10-5/8	10-15/16	10-5/8	21-1/4	11-15/16	5-3/16	11-15/16	26.65
801-626C	10X6	3-7/8	5-27/32	3-7/8	9-3/8	8-27/32	9-3/8	18-3/4	12-1/16	7-9/16	12-1/16	25.50
801-626CF*	10X6	5-7/8	9-1/16	5-7/8	11-1/8	12-5/16	11-1/8	22-1/4	11-15/16	7-1/2	11-15/16	30.18
801-628C <sup>1</sup>	10X8	5-15/16	7-3/4	5-15/16	11-7/16	11-3/4	11-7/16	22-7/8	12-1/16	12-1/16	12-1/16	48.73
801-628CF*	10X8	8-1/4	9-15/16	8-1/4	13-1/2	14-3/16	13-1/2	27	11-15/16	9-5/8	11-15/16	38.10
801-661CF*	12X2	4-3/4	8	4-3/4	11	9-3/4	11	22	14-1/8	2-13/16	14-1/8	37.00
801-663CF*	12X3	5-1/4	8-9/16	5-1/4	11-1/2	10-13/16	11-1/2	23	14-1/8	4-1/8	14-1/8	37.44
801-664C <sup>1</sup>	12X4	4-11/32	10-1/8	4-11/32	10-15/16	12-3/8	10-15/16	21-7/8	14-1/4	9-23/32		49.53
801-664CF*	12X4	5-3/4	9-9/16	5-3/4	12	11-13/16	12	24	14-1/8	5-3/16	14-1/8	42.27
801-666CF*	12X6	7-1/4	9-15/16	7-1/4	13-1/4	13-3/16	13-1/4	26-1/2	14-1/8	7-1/2	14-1/8	47.04
801-668C	12X8	4-7/8	7-1/2	4-7/8	11-1/2	11-1/8	11-1/2	23	14-1/4	9-11/16	14-1/4	44.00
801-668CF*	12X8	8	10-13/16	8	14-1/4	15-1/16	14-1/4	28-1/2	14-1/8	9-5/8	14-1/8	52.66
801-670CF*	12X10	10-1/4	10-13/16	10-1/4	16-1/2	16-1/16	16-1/2	33	14-1/8	11-15/16	14-1/8	62.18
801-691CF*	14X2	5-3/16	8-9/16	5-3/16	12-3/16	10-5/16	12-3/16	24-3/8	15-1/2	2-13/16	15-1/2	49.11
801-692CF*	14X2-1/2	5-7/16	8-3/4	5-7/16	12-7/16	10-3/4	12-7/16	24-7/8	15-1/2	3-7/16	15-1/2	55.06
801-693CF*	14X3	5-3/4	9-1/8	5-3/4	12-3/4	11-3/8	12-3/4	25-1/2	15-1/2	4-1/8	15-1/2	52.55
801-694CF*	14X4	6-1/2	10-1/8	6-1/2	13-1/2	12-3/8	13-1/2	27	15-1/2	5-3/16	15-1/2	54.07
801-696CF*	14X6	8-1/4	10-1/2	8-1/4	15-1/4	13-3/4	15-1/4	30-1/2	15-1/2	7-1/2	15-1/2	64.29
801-698CF*	14X8	9-1/4	11-3/8	9-1/4	16-1/4	15-5/8	16-1/4	32-1/2	15-1/2	9-5/8	15-1/2	71.38
801-700CF*	14X10	10-1/8	11-3/8	10-1/8	17-1/8	16-5/8	17-1/8	34-1/4	15-1/2	11-15/16	15-1/2	80.46
801-702C	14X12	7-1/32	7-13/32	7-1/32	14-1/32	13-13/32	14-1/32	28-1/16	15-21/32	14-11/32	15-21/32	65.48
801-702CF*	14X12	11	11-3/8	11	18	17-5/8	18	36	15-1/2	14-1/8	15-1/2	88.28
801-751CF*	16X2	5-7/8	9-1/2	5-7/8	13-7/8	11-1/4	13-7/8	27-3/4	17-11/16	2-13/16	17-11/16	72.48
801-752CF*	16X2-1/2	6	9-11/16	6	14	11-11/16	14	28	17-11/16	3-7/16	17-11/16	78.01
801-753CF*	16X3	6-5/16	10-1/16	6-5/16	14-5/16	12-5/16	14-5/16	28-5/8	17-11/16	4-1/8	17-11/16	76.03
801-754CF*	16X4	6-1/8	11-1/16	6-1/8	14-1/8	13-5/16	14-1/8	28-1/4	17-11/16	5-3/16	17-11/16	79.03
801-756CF*	16X6	8-5/8	11-7/16	8-5/8	16-5/8	14-11/16	16-5/8	33-1/4	17-11/16	7-1/2	17-11/16	89.59
801-758CF*	16X8	9-5/8	12-5/16	9-5/8	17-5/8	16-9/16	17-5/8	35-1/4	17-11/16	9-5/8	17-11/16	98.00

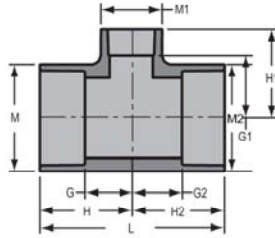


Schedule 80 CPVC Technical  
**Schedule 80 CPVC Fittings**

**Tee - Reducing**

Socket x Socket x Socket

(Continued)



Part Number	Size	G	G1	G2	H	H1	H2	L	M	M1	M2	Approx. Wt. (Lbs.)
801-760CF <sup>†</sup>	16X10	10- 5/8	12- 5/16	10- 5/8	18- 5/8	17- 9/16	18- 5/8	37- 1/4	17-11/16	11-15/16	17- 11/16	103.61
801-762CF <sup>†</sup>	16X12	11- 5/8	12- 5/16	11- 5/8	19- 5/8	18- 9/16	19- 5/8	39- 1/4	17-11/16	14- 1/8	17- 11/16	115.74
801-764CF <sup>†</sup>	16X14	12- 3/4	12-11/16	12- 3/4	20- 3/4	19-11/16	20- 3/4	41- 1/2	17-11/16	15- 1/2	17- 11/16	127.09
801-784CF <sup>†</sup>	18X4	6- 7/8	11-15/16	6- 7/8	15- 7/8	14- 3/16	15- 7/8	31- 3/4	19- 7/8	5- 3/16	19- 7/8	105.12
801-786CF <sup>†</sup>	18X6	8- 1/2	12- 5/16	8- 1/2	17- 1/2	15- 9/16	17- 1/2	35	19- 7/8	7- 1/2	19- 7/8	116.61
801-788CF <sup>†</sup>	18X8	9- 1/2	13- 3/16	9- 1/2	18- 1/2	17- 7/16	18- 1/2	37	19- 7/8	9- 5/8	19- 7/8	127.49
801-790CF <sup>†</sup>	18X10	10- 1/2	13- 3/16	10- 1/2	19- 1/2	18- 7/16	19- 1/2	39	19- 7/8	11-15/16	19- 7/8	138.58
801-792CF <sup>†</sup>	18X12	11- 1/2	13- 3/16	11- 1/2	20- 1/2	19- 7/16	20- 1/2	41	19- 7/8	14- 1/8	19- 7/8	159.38
801-794CF <sup>†</sup>	18X14	12- 3/4	13- 9/16	12- 3/4	21- 3/4	20- 9/16	21- 3/4	43- 1/2	19-7/8	15- 1/2	19-7/8	154.48
801-796CF <sup>†</sup>	18X16	13- 1/2	14- 3/16	13- 1/2	22- 1/2	22- 3/16	22- 1/2	45	19-7/8	17-11/16	19-7/8	172.46
801-814CF <sup>†</sup>	20X4	7-11/16	12- 7/8	7-11/16	17-11/16	15- 1/8	17-11/16	35- 3/8	22- 1/16	5- 3/16	22-1/16	147.09
801-816CF <sup>†</sup>	20X6	8- 7/8	13- 1/4	8- 7/8	18- 7/8	16- 1/2	18- 7/8	37- 3/4	22- 1/16	7- 1/2	22-1/16	161.20
801-818CF <sup>†</sup>	20X8	9- 7/8	14- 1/8	9- 7/8	19- 7/8	18- 3/8	19- 7/8	39- 3/4	22- 1/16	9- 5/8	22- 1/16	172.69
801-820CF <sup>†</sup>	20X10	10- 7/8	14- 1/8	10- 7/8	20- 7/8	19- 3/8	20- 7/8	41- 3/4	22- 1/16	11-15/16	22- 1/16	163.27
801-822CF <sup>†</sup>	20X12	11- 7/8	14- 1/8	11- 7/8	21- 7/8	20- 3/8	21- 7/8	43- 3/4	22- 1/16	14- 1/8	22- 1/16	199.57
801-824CF <sup>†</sup>	20X14	12- 7/8	14- 1/2	12- 7/8	22- 7/8	21- 1/2	22- 7/8	45- 3/4	22- 1/16	15- 1/2	22-1/16	190.94
801-826CF <sup>†</sup>	20X16	14	15- 1/8	14	24	23- 1/8	24	48	22- 1/16	17-11/16	22- 1/16	210.27
801-828CF <sup>†</sup>	20X18	15	15	15	25	24	25	50	22- 1/16	19- 7/8	22- 1/16	226.80
801-904CF <sup>†</sup>	24X4	9	14-11/16	9	21	16-15/16	21	42	26- 7/16	5- 3/16	26- 7/16	250.81
801-906CF <sup>†</sup>	24X6	9- 1/4	15- 1/16	9- 1/4	21- 1/4	18- 5/16	21- 1/4	42- 1/2	26- 7/16	7- 1/2	26- 7/16	253.45
801-908CF <sup>†</sup>	24X8	10- 1/4	15-15/16	10- 1/4	22- 1/4	20- 3/16	22- 1/4	44- 1/2	26- 7/16	9- 5/8	26- 7/16	247.99
801-910CF <sup>†</sup>	24X10	11- 1/4	15-15/16	11- 1/4	23- 1/4	21- 3/16	23- 1/4	46- 1/2	26- 7/16	11-15/16	26- 7/16	255.59
801-912CF <sup>†</sup>	24X12	12- 1/4	15-15/16	12- 1/4	24- 1/4	22- 3/16	24- 1/4	48- 1/2	26- 7/16	14- 1/8	26- 7/16	301.36
801-914CF <sup>†</sup>	24X14	13- 1/4	16- 5/16	13- 1/4	25- 1/4	23- 5/16	25- 1/4	50- 1/2	26-7/16	15- 1/2	26-7/16	282.42
801-916CF <sup>†</sup>	24X16	14- 3/4	16-15/16	14- 3/4	26- 3/4	24-15/16	26- 3/4	53- 1/2	26- 7/16	17-11/16	26- 7/16	306.68
801-918CF <sup>†</sup>	24X18	15- 3/4	16-13/16	15- 3/4	27- 3/4	25-13/16	27- 3/4	55- 1/2	26- 7/16	19- 7/8	26- 7/16	246.78
801-920CF <sup>†</sup>	24X20	16- 3/4	18- 3/16	16- 3/4	28- 3/4	28- 3/16	28- 3/4	57- 1/2	26- 7/16	22- 1/16	26- 7/16	351.59

<sup>†</sup> Sized with Bushing

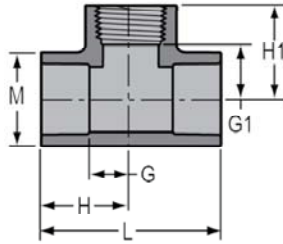
\* Fabricated

Schedule 80 CPVC Technical  
**Schedule 80 CPVC Fittings**



**Tee**

Socket x Socket x Fipt

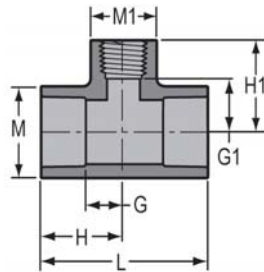


Part Number	Size	G	G1	H	H1	L	M	Approx. Wt. (Lbs.)
802-002C	1/4	5/16	3/8	15/16	15/16	1-29/32	7/8	.05
802-005C	1/2	19/32	21/32	1-15/32	1-11/32	2-15/16	1- 3/16	.14
802-007C	3/4	5/8	5/8	1-19/32	1-13/32	3- 3/16	1-13/32	.14
802-010C	1	5/8	3/4	1-25/32	1- 5/8	3-19/32	1-3/4	.23
802-012C	1-1/4	13/16	1- 1/16	2- 3/32	1-15/16	4- 5/32	2- 3/32	.35
802-015C	1-1/2	29/32	1- 1/4	2-11/32	2- 5/32	4-11/16	2- 3/8	.51
802-020C	2	1-5/16	1-7/16	2-13/16	2-13/32	5-5/8	2-27/32	.74
802-030C	3	1-31/32	2- 1/8	3- 3/4	3-17/32	7-15/32	4- 5/16	2.35
802-040C	4	2-11/32	2-21/32	4- 5/8	4- 5/32	9- 7/32	5- 9/32	3.49
802-060CF*	6	4-1/8	9	7-1/8	10-1/2	14-1/4	7-5/8	15.08
802-080CF*	8	4-13/16	10-13/16	8-13/16	12-9/16	17-11/16	9-11/16	28.31

\* Fabricated

**Tee - Reducing**

Socket x Socket x Fipt



Part Number	Size	G	G1	H	H1	L	M	M1	Approx. Wt. (Lbs.)
802-101C	3/4X1/2	19/32	25/32	1-19/32	1- 7/16	3- 7/32	1-13/32	1- 3/16	.14
802-130C	1X1/2	7/16	29/32	1- 9/16	1- 5/8	3- 1/8	1-23/32	1- 7/16	.19
802-131C	1X3/4	21/32	13/16	1-13/16	1-17/32	3- 5/8	1-23/32	1- 3/8	.24
802-166C	1-1/4X1/2	7/16	1- 1/8	1-11/16	1-27/32	3- 3/8	2- 3/32	1- 3/16	.26
802-167C <sup>1</sup>	1-1/4X3/4	7/8	1-23/32	2- 1/8	2- 7/16	4- 7/32	2- 3/32	1- 3/4	.41
802-168C	1-1/4X1	27/32	1- 1/32	2- 3/32	1-29/32	4- 7/32	2- 3/32	1-11/16	.34
802-209C <sup>1</sup>	1-1/2X1/2	11/16	1-9/16	2-3/32	2- 9/32	4- 5/32	2-11/32	1-13/32	.33
802-210C <sup>1</sup>	1-1/2X3/4	7/8	1-27/32	2- 1/4	2-19/32	4- 1/2	2- 3/8	1-11/16	.49
802-211C <sup>1</sup>	1-1/2X1	27/32	1- 9/32	2- 1/4	2- 3/32	4-15/32	2- 3/8	1-11/16	.66
802-212C	1-1/2X1-1/4	1- 1/32	1- 5/32	2- 7/16	2- 3/32	4-27/32	2- 3/8	2- 1/16	.48
802-247C	2X1/2	1/2	1- 1/2	2	2- 7/32	4	2- 7/8	1- 3/16	.47
802-248C	2X3/4	5/8	1- 3/8	2- 1/8	2- 3/32	4- 1/4	2- 7/8	1- 3/8	.48
802-249C	2X1	27/32	1- 1/2	2-11/32	2-11/32	4-11/16	2- 7/8	1-11/16	.56
802-250C <sup>1</sup>	2X1-1/4	1- 3/16	2- 1/16	2-11/16	3	5- 3/8	2- 7/8	2-13/32	.90
802-251C <sup>1</sup>	2X1-1/2	1- 7/16	2- 5/16	2-15/16	3-11/32	5- 7/8	2- 7/8	2- 7/8	1.06
802-287C	2-1/2X1/2	9/16	1-25/32	2- 5/16	2-15/32	4-19/32	3- 1/2	1- 3/16	.78
802-288C <sup>1</sup>	2-1/2X3/4	27/32	2-11/32	2-21/32	3- 5/32	5- 9/32	3- 9/16	1-13/16	1.09
802-289C <sup>1</sup>	2-1/2X1	1- 3/32	2-11/32	2-27/32	3- 1/4	5-11/16	3- 1/2	2- 1/8	1.25

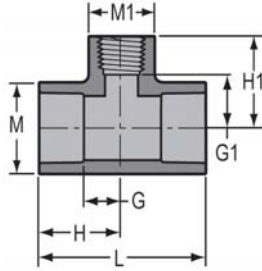


Schedule 80 CPVC Technical  
**Schedule 80 CPVC Fittings**

**Tee - Reducing**

Socket x Socket x Fipt

(Continued)

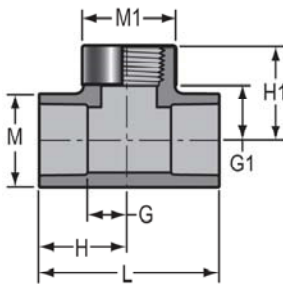


Part Number	Size	G	G1	H	H1	L	M	M1	Approx. Wt. (Lbs.)
802-290C <sup>1</sup>	2-1/2X1-1/4	1- 3/16	2-15/32	2-31/32	3-15/32	5-15/16	3- 1/2	2- 3/8	1.37
802-291C <sup>1</sup>	2-1/2X1-1/2	1- 7/16	2- 1/2	3- 3/16	3- 1/2	6- 3/8	3- 1/2	2- 7/8	1.54
802-292C <sup>1</sup>	2-1/2X2	1- 3/4	3-15/16	3- 1/2	2- 7/8	7	3-15/32	3-15/32	1.95
802-333C <sup>1</sup>	3X1/2	7/8	2-11/16	2- 3/4	3- 7/16	5- 1/2	4- 1/8	1-23/32	1.34
802-334C <sup>1</sup>	3X3/4	7/8	2-19/32	2- 3/4	3-11/32	5- 1/2	4- 3/16	1- 3/4	1.34
802-335C <sup>1</sup>	3X1	1- 3/16	2-31/32	3- 1/16	3- 7/8	6- 1/8	4- 1/8	2-11/32	1.65
802-337C <sup>1</sup>	3X1-1/2	1- 7/16	2-23/32	3- 5/16	3-23/32	6- 5/8	4- 1/4	2-29/32	1.93
802-338C <sup>1</sup>	3X2	2- 3/32	3-11/32	3-31/32	4- 3/8	7-15/16	4- 5/32	4- 5/32	3.01
802-339C <sup>1</sup>	3X2-1/2	2- 3/32	2- 3/4	3-31/32	4- 5/16	7-15/16	4- 1/8	4- 1/8	2.93
802-415C <sup>1</sup>	4X1/2	1- 7/16	3- 5/8	3-11/16	4- 3/8	7- 3/8	5- 1/4	2- 7/8	2.05
802-416C <sup>1</sup>	4X3/4	1-15/32	3-27/32	3-23/32	4-17/32	7- 7/16	5- 1/4	2- 7/8	2.05
802-417C <sup>1</sup>	4X1	1- 7/16	3-17/32	3-23/32	4-13/32	7-13/32	5- 1/4	2- 7/8	2.36
802-419C <sup>1</sup>	4X1-1/2	3-11/16	3- 1/2	3-11/16	3-31/32	7- 3/8	5- 1/4	2- 7/8	2.61
802-420C <sup>1</sup>	4X2	2- 1/8	4- 1/32	4- 3/8	5- 1/32	8-25/32	5- 1/4	4- 3/16	3.64
802-421C <sup>1</sup>	4X2-1/2	2- 1/8	3-15/32	4- 3/8	5	8-25/32	5- 1/4	4- 3/16	3.57
802-422C <sup>1</sup>	4X3	2- 5/8	3- 5/8	4- 7/8	5- 1/4	9- 3/4	5- 1/4	5- 1/4	4.56
802-525C <sup>1</sup>	6X1	2- 1/16	5- 3/16	5- 3/32	6- 1/16	10- 5/32	7-19/32	4- 1/4	5.66
802-529C <sup>1</sup>	6X2-1/2	2- 1/16	4-21/32	5- 3/32	6- 3/16	10- 5/32	7-19/32	4- 1/4	7.21
802-530C <sup>1</sup>	6X3	2-11/16	4- 3/4	5- 9/16	6- 3/8	11- 1/8	7- 1/2	5- 1/4	8.39

<sup>1</sup> Sized with Bushing

**Tee - Special Reinforced**

Socket x Socket x SR Fipt - Stainless Steel Collar



Part Number	Size	G	G1	H	H1	L	M	M1	Approx. Wt. (Lbs.)
802-005CSR	1/2	5/8	5/8	1-15/32	1- 3/8	2-15/16	1- 7/32	1- 7/32	.15
802-007CSR	3/4	19/32	11/16	1-19/32	1-13/32	3- 3/16	1-13/32	1-13/32	.15
802-010CSR	1	21/32	11/16	1-13/16	1- 5/8	3- 5/8	1-23/32	1-23/32	.34
802-012CSR	1-1/4	13/16	1- 1/16	2- 3/32	1-15/16	4- 3/16	2- 3/32	2- 1/16	.38
802-015CSR	1-1/2	15/16	1- 7/32	2-11/32	2- 5/32	4-11/16	2-11/32	2- 7/16	.52
802-020CSR	2	1- 5/16	1- 1/2	2-13/16	2-13/32	5-21/32	2- 7/8	3- 1/32	.83
802-030CSR	3	1-27/32	2- 3/32	3-23/32	3-17/32	7- 7/16	4- 9/32	4- 9/32	2.43
802-040CSR	4	2-11/32	2-21/32	4- 5/8	4- 5/32	9- 7/32	5- 1/4	5- 1/4	3.55

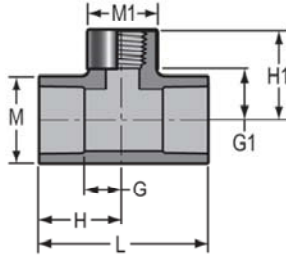


Schedule 80 CPVC Technical  
**Schedule 80 CPVC Fittings**



**Tee - Special Reinforced Reducing**

Socket x Socket x SR Fipt - Stainless Steel Collar

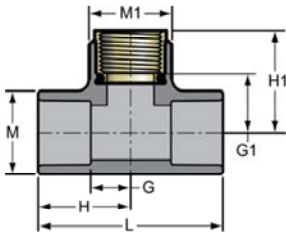


Part Number	Size	G	G1	H	H1	L	M	M1	Approx. Wt. (Lbs.)
802-072CSR	1/2X1/4	7/16	11/16	1- 5/16	1- 7/32	2- 5/8	1- 5/32	27/32	.09
802-098CSR	3/4X1/4	7/16	13/16	1- 7/16	1- 5/16	2- 7/8	1- 3/8	27/32	.12
802-101CSR	3/4X1/2	19/32	25/32	1-19/32	1-7/16	3- 7/32	1-13/32	1- 3/16	.15
802-128CSR <sup>1</sup>	1X1/4	7/8	2- 5/8	2	2-11/16	4	2- 3/32	27/32	.38
802-130CSR	1X1/2	7/16	29/32	1- 9/16	1- 5/8	3- 1/8	1-23/32	1- 3/16	.20
802-131CSR	1X3/4	21/32	7/8	1-13/16	1-19/32	3-19/32	1-23/32	1- 3/8	.22
802-164CSR <sup>1</sup>	1-1/4X1/4	27/32	2-13/16	2- 1/8	3-13/32	4- 7/32	2- 3/32	27/32	.44
802-166CSR	1-1/4X1/2	7/16	1- 1/8	1-11/16	1-27/32	3-13/32	2- 3/32	1- 3/16	.26
802-168CSR	1-1/4X1	27/32	1- 1/32	2- 3/32	1-29/32	4- 7/32	2- 3/32	1-11/16	.36
802-207CSR <sup>1</sup>	1-1/2X1/4	27/32	1-31/32	2- 1/4	2-19/32	4-15/32	2-11/32	1- 3/4	.51
802-211CSR	1-1/2X1	27/32	1- 7/32	2- 1/4	2- 1/8	4-15/32	2- 3/8	1-11/16	.43
802-212CSR	1-1/2X1-1/4	1- 1/32	1- 5/32	2- 7/16	2- 3/32	4-27/32	2- 3/8	2- 1/16	.51
802-247CSR	2X1/2	1/2	1- 1/2	2	2- 1/4	4	2- 7/8	1- 3/16	.48
802-248CSR	2X3/4	19/32	1-13/32	2- 1/8	2- 1/8	4- 1/4	2- 7/8	1- 3/8	.50
802-287CSR	2-1/2X1/2	9/16	1- 3/4	2- 5/16	2- 1/2	4-19/32	3- 1/2	1- 7/32	.79
802-331CSR <sup>1</sup>	3X1/4	1-13/32	4- 1/2	3- 5/16	5- 1/32	6- 9/16	4- 3/16	27/32	1.37
802-413CSR <sup>1</sup>	4X1/4	1- 7/16	5- 3/16	3-11/16	5-25/32	7- 3/8	5- 1/4	27/32	2.07

<sup>1</sup> Sized with Bushing

**Tee - Brass Transition**

Socket x Socket x Fipt With Brass Thread Insert



Part Number	Size	G	G1	H	H1	L	M	M1	Approx. Wt. (Lbs.)
802-005CBR	1/2	7/8	31/32	1- 7/16	1-17/32	2- 5/8	1- 5/32	1- 7/32	.16
802-007CBR	3/4	17/32	1- 5/32	1-17/32	1-13/16	3- 1/16	1-13/32	1- 3/8	.22

Not intended to convey or dispense water for human consumption through drinking or cooking

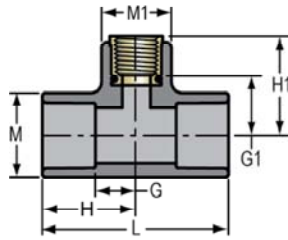




Schedule 80 CPVC Technical  
**Schedule 80 CPVC Fittings**

**Tee - Brass Transition Reducing**

Socket x Socket x Fipt With Brass Thread Insert

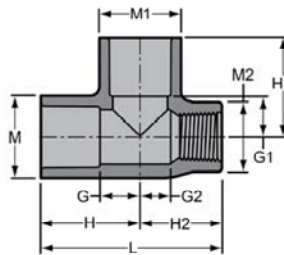


Part Number	Size	G	G1	H	H1	L	M	M1	Approx. Wt. (Lbs.)
802-101CBR	3/4X1/2	7/16	1- 1/32	1- 7/16	1- 5/8	2-29/32	1-13/32	1- 3/16	.19

*Not intended to convey or dispense water for human consumption through drinking or cooking*

**Tee - Reducing**

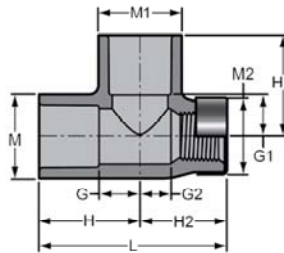
Socket x Fipt x Socket



Part Number	Size	G	G1	G2	H	H1	H2	L	M	M1	Approx. Wt. (Lbs.)
803-095C	3/4X1/2X3/4	11/16	11/16	11/16	1-11/16	1-11/16	1- 3/8	3- 3/32	1-13/32	1-13/32	.15

**Tee - Special Reinforced Reducing**

Socket x SR Fipt - Stainless Steel Collar x Socket



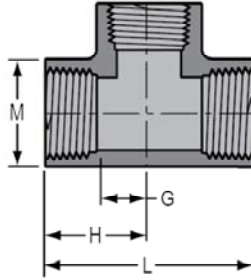
Part Number	Size	G	G1	G2	H	H1	H2	L	M	M1	Approx. Wt. (Lbs.)
803-095CSR	3/4X1/2X3/4	11/16	11/16	11/16	1-11/16	1-11/16	1-13/32	3- 1/8	1-13/32	1-13/32	.16

Schedule 80 CPVC Technical  
**Schedule 80 CPVC Fittings**



**Tee**

Fipt x Fipt x Fipt



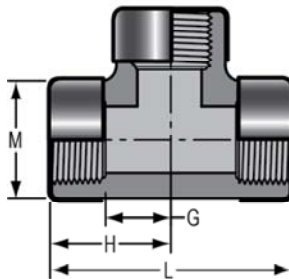
Part Number	Size	G	H	L	M	Approx. Wt. (Lbs.)
805-002C	1/4	1/2	1- 3/32	2- 3/16	27/32	.05
805-003C	3/8	9/16	1- 5/32	2- 5/16	15/16	.07
805-005C	1/2	17/32	1- 1/4	2-15/32	1- 3/16	.11
805-007C	3/4	21/32	1-15/32	2-15/16	1- 1/2	.20
805-010C	1	23/32	1- 3/4	3- 1/2	1-11/16	.28
805-012C	1-1/4	15/16	1-31/32	3-29/32	2- 1/4	.49
805-015C	1-1/2	1- 1/8	2- 3/16	4- 3/8	2-13/32	.62
805-020C	2	1- 5/8	2- 5/8	5- 1/4	3	1.15
805-025C	2-1/2	1- 9/16	3- 1/8	6- 1/4	3-19/32	1.76
805-030C	3	1-15/16	3- 9/16	7- 3/32	4-11/32	2.92
805-040C	4	2-1/2	4- 7/32	8- 7/16	5-7/16	4.35
805-060CF <sup>1*</sup>	6	9	10-1/2	20-15/16	7-3/16	21.55
805-080CF <sup>1*</sup>	8	10-7/8	12-5/8	25-5/16	9-5/16	41.95

<sup>1</sup> Sized with Bushing

\* Fabricated

**Tee - Special Reinforced**

SR Fipt x SR Fipt x SR Fipt - Stainless Steel Collar



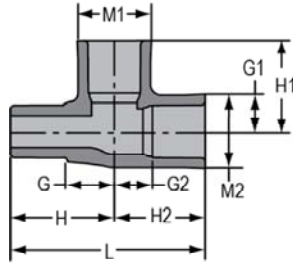
Part Number	Size	G	H	L	M	Approx. Wt. (Lbs.)
805-002CSR	1/4	17/32	1- 1/8	2- 1/4	27/32	.06
805-003CSR	3/8	19/32	1- 3/16	2-11/32	31/32	.08
805-005CSR	1/2	1/2	1- 1/4	2- 1/2	1- 3/16	.14
805-007CSR	3/4	19/32	1-11/32	2-11/16	1- 3/8	.16
805-010CSR	1	7/8	1-25/32	3- 9/16	1-11/16	.33
805-015CSR	1-1/2	1- 1/4	2- 3/16	4-13/32	2-13/32	.70
805-020CSR	2	1- 5/8	2- 5/8	5- 1/4	3	1.26



Schedule 80 CPVC Technical  
**Schedule 80 CPVC Fittings**

**Tee - Street**

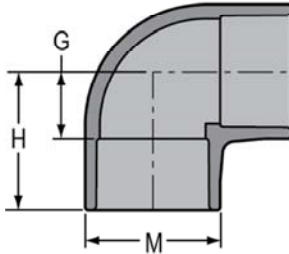
Spigot x Socket x Socket



Part Number	Size	G	G1	G2	H	H1	H2	L	M1	Approx. Wt. (Lbs.)
844-005C	1/2	23/32	23/32	1/2	1-19/32	1-21/32	1-19/32	3- 5/32	1- 3/16	.10
844-007C	3/4	13/16	27/32	7/8	1-13/16	1- 7/8	1-13/16	3- 5/8	1-13/32	.16
844-010C	1	1- 3/32	13/16	13/16	2- 7/32	2	2	4- 7/32	1- 3/4	.26
844-012C	1-1/4	1- 1/4	1- 5/32	1- 1/8	2- 7/16	2- 5/16	2- 7/16	4- 7/8	2- 3/32	.41
844-015C	1-1/2	1-13/16	1- 1/8	1- 1/8	2- 7/8	2- 9/16	2- 9/16	5-11/32	2-11/32	.54
844-020C	2	1-23/32	1- 7/16	1-13/32	3- 1/4	2-15/16	2-15/16	6- 5/32	2- 7/8	.83

**90° EII**

Socket x Socket



Part Number	Size	G	H	M	Approx. Wt. (Lbs.)
806-002C	1/4	11/32	1	13/16	.03
806-003C	3/8	15/32	1- 1/4	31/32	.04
806-005C	1/2	9/16	1-15/32	1- 3/16	.08
806-007C	3/4	5/8	1-11/16	1- 7/16	.12
806-010C	1	7/8	2	1- 3/4	.20
806-012C	1-1/4	1-1/32	2- 9/32	2-3/32	.31
806-015C	1-1/2	1- 5/32	2- 9/16	2- 3/8	.41
806-020C	2	1-13/32	2-15/16	2- 7/8	.62
806-025C	2-1/2	1- 9/16	3-11/32	3-15/32	1.14
806-030C	3	2-1/16	3-31/32	4- 3/16	1.70
806-040C	4	2-19/32	4-27/32	5- 1/4	2.92
806-050C	5	3	5- 3/4	6- 3/8	4.62
806-050CF*	5	6- 9/16	9- 9/16	6- 5/16	7.40
806-060C	6	3- 3/4	6- 3/4	7-19/32	7.97
806-080C	8	4-25/32	8-25/32	9- 3/4	15.11
806-080CF*	8	9- 1/4	13- 1/2	9- 5/8	21.14
806-100C	10	5-25/32	10-13/16	12-5/32	27.41
806-100CF*	10	11-13/16	17- 1/16	11-15/16	41.40
806-120C	12	6-27/32	12-29/32	14-3/8	45.01
806-120CF*	12	13- 5/8	19- 7/8	14- 1/8	59.42
806-140C	14	7- 1/2	14- 1/2	15-11/16	55.89
806-140CF*	14	16	23	15- 1/2	86.71
806-160CF*	16	18- 7/16	26- 7/16	17-11/16	141.62
806-180CF*	18	20- 7/8	29- 7/8	19- 7/8	175.61

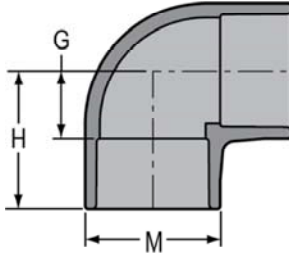
Schedule 80 CPVC Technical  
**Schedule 80 CPVC Fittings**



**90° EII**

Socket x Socket

(Continued)

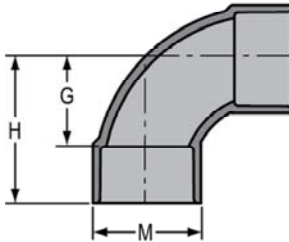


Part Number	Size	G	H	M	Approx. Wt. (Lbs.)
806-200CF*	20	23- 5/16	33- 5/16	22- 1/16	250.00
806-240CF*	24	28- 1/4	40- 1/4	26- 7/16	422.00

\* Fabricated

**90° EII - Sweep**

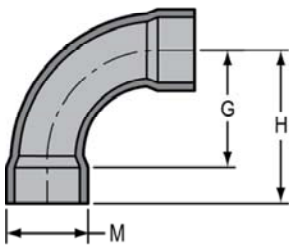
Socket x Socket



Part Number	Size	G	H	M	Approx. Wt. (Lbs.)
806-005SC	1/2	27/32	1-23/32	1- 3/16	.07
806-007SC	3/4	1- 1/32	2- 1/32	1-13/32	.12
806-010SC	1	1- 5/16	2- 7/16	1-23/32	.21
806-012SC	1-1/4	1- 9/16	2-13/16	2- 3/32	.31
806-015SC	1-1/2	1- 3/4	3- 1/8	2-3/8	.43
806-020SC	2	2- 5/16	3-13/16	2- 7/8	.67

**90° EII - Long Sweep**

Socket x Socket



Part Number	Size	G	H	M	Approx. Wt. (Lbs.)
806-005LSCF*	1/2	1- 7/8	2- 3/4	1- 1/8	.15
806-007LSCF*	3/4	2- 7/16	3- 7/16	1- 7/16	.27
806-010LSCF*	1	2- 7/8	4	1-11/16	.41
806-012LSCF*	1-1/4	3- 5/8	4- 7/8	2- 1/16	.56
806-015LSCF*	1-1/2	4- 1/8	5- 1/2	2- 5/16	.65
806-020LSCF*	2	4- 3/4	6-1/4	2-13/16	1.18
806-025LSCF*	2-1/2	5-3/4	7-3/4	3-7/16	1.70
806-030LSCF*	3	7	9	4- 1/8	2.46

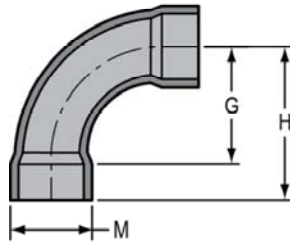


Schedule 80 CPVC Technical  
**Schedule 80 CPVC Fittings**

**90° EII - Long Sweep**

(Continued)

Socket x Socket

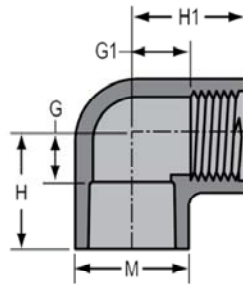


Part Number	Size	G	H	M	Approx. Wt. (Lbs.)
806-040LSCF*	4	9	11- 1/4	5- 3/16	4.85
806-060LSCF*	6	13	16- 1/4	7- 1/2	11.76
806-080LSCF*	8	23-1/2	27-3/4	9-5/8	31.25
806-100LSCF*	10	27	32-1/4	11-15/16	54.83

\* Fabricated

**90° EII**

Socket x Fipt



Part Number	Size	G	G1	H	H1	M	Approx. Wt. (Lbs.)
807-002C	1/4	5/16	5/16	15/16	15/16	7/8	.03
807-003C	3/8	1/4	3/8	1- 1/32	1- 1/32	1- 1/32	.05
807-005C	1/2	15/32	9/16	1-11/32	1- 9/32	1- 3/16	.08
807-007C	3/4	5/8	5/8	1- 9/16	1- 9/16	1- 3/8	.10
807-010C	1	11/16	25/32	1-13/16	1-11/16	1-23/32	.19
807-012C	1-1/4	23/32	1- 1/32	1-31/32	1-31/32	2- 1/16	.29
807-015C	1-1/2	31/32	1- 7/32	2-11/32	2- 5/32	2-3/8	.40
807-020C	2	1-13/32	1-1/2	2-15/16	2-1/2	3	.84
807-030C	3	1-27/32	2- 7/32	3-23/32	3- 9/16	4- 9/32	1.99
807-040C	4	2- 5/16	2- 7/8	4- 9/16	4- 9/32	5- 1/4	2.94

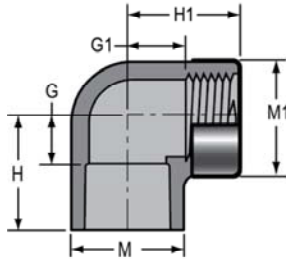


Schedule 80 CPVC Technical  
**Schedule 80 CPVC Fittings**



**90° EII - Special Reinforced**

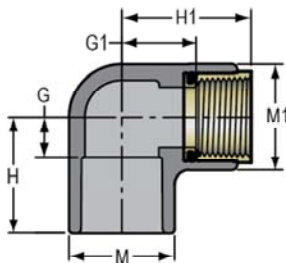
Socket x SR Fipt - Stainless Steel Collar



Part Number	Size	G	G1	H	H1	M	M1	Approx. Wt. (Lbs.)
807-005CSR	1/2	15/32	23/32	1-11/32	1- 9/32	1- 3/16	1- 7/32	.09
807-007CSR	3/4	9/16	21/32	1- 9/16	1-13/32	1- 3/8	1- 3/8	.11
807-010CSR	1	19/32	13/16	1-23/32	1-23/32	1-11/16	1-23/32	.21
807-012CSR	1-1/4	23/32	1- 1/32	1-31/32	1-31/32	2- 1/16	2- 1/16	.31
807-015CSR	1-1/2	31/32	1- 5/32	2- 3/8	2- 1/8	2-11/32	2- 7/16	.42
807-020CSR	2	1-13/32	1- 1/2	2-15/16	2-17/32	3	3-1/32	.87
807-030CSR	3	1-13/16	2- 7/32	3-23/32	3- 9/16	4- 9/32	4- 9/32	1.98
807-040CSR	4	2- 9/32	2-25/32	4- 9/16	4- 7/32	5- 1/4	5- 1/4	3.03

**90° EII - Brass Transition**

Socket x Fipt With Brass Thread Insert

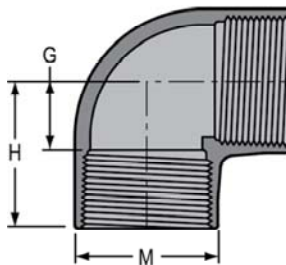


Part Number	Size	G	G1	H	H1	M	M1	Approx. Wt. (Lbs.)
807-005CBR	1/2	13/32	31/32	1- 9/32	1-17/32	1- 5/32	1- 3/16	.14
807-007CBR	3/4	1/2	1- 5/32	1- 1/2	1-25/32	1- 3/8	1-13/32	.21

Not intended to convey or dispense water for human consumption through drinking or cooking

**90° EII**

Fipt x Fipt



Part Number	Size	G	H	M	Approx. Wt. (Lbs.)
808-002C	1/4	11/32	15/16	7/8	.03
808-003C	3/8	9/16	1- 5/32	15/16	.05
808-005C	1/2	1/2	1- 7/32	1- 9/32	.08
808-007C	3/4	5/8	1- 3/8	1- 3/8	.12
808-010C	1	25/32	1- 5/8	1-23/32	.21
808-012C	1-1/4	7/8	1- 7/8	2- 1/16	.31
808-015C	1-1/2	1	2- 3/32	2- 7/16	.47

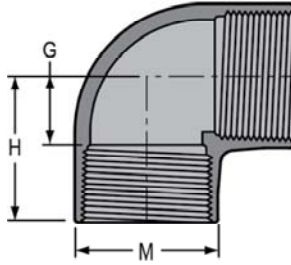


Schedule 80 CPVC Technical  
**Schedule 80 CPVC Fittings**

**90° EII**

Fipt x Fipt

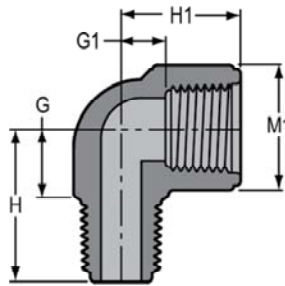
(Continued)



Part Number	Size	G	H	M	Approx. Wt. (Lbs.)
808-020C	2	1- 9/16	2-17/32	3	.89
808-025C	2-1/2	1- 5/8	3- 3/16	3- 9/16	1.25
808-030C	3	1-29/32	3-17/32	4-13/32	2.37
808-040C	4	2-15/32	4-3/16	5-15/32	3.43

**90° Street EII**

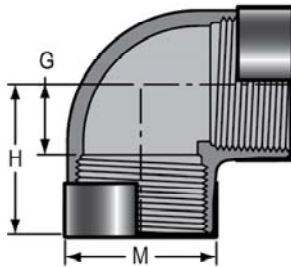
Mipt x Fipt



Part Number	Size	G	G1	H	H1	M1	Approx. Wt. (Lbs.)
812-002C	1/4	17/32	5/16	1- 1/32	29/32	13/16	.02
812-005C	1/2	11/16	13/32	1-11/32	1-5/32	1-3/16	.06
812-007C	3/4	7/8	17/32	1-1/2	1-9/32	1-7/16	.09
812-010C	1	1- 1/32	21/32	1-13/16	1- 9/16	1- 3/4	.16

**90° EII - Special Reinforced**

SR Fipt x SR Fipt - Stainless Steel Collar



Part Number	Size	G	H	M	Approx. Wt. (Lbs.)
808-003CSR	3/8	9/16	1- 5/32	15/16	.07
808-005CSR	1/2	1/2	1- 7/32	1- 3/16	.10
808-007CSR	3/4	5/8	1- 3/8	1- 3/8	.14
808-010CSR	1	25/32	1-11/16	1-23/32	.24
808-012CSR	1-1/4	15/16	1- 7/8	2- 1/16	.36
808-015CSR	1-1/2	1- 1/32	2- 1/8	2- 7/16	.52
808-020CSR	2	1-19/32	2- 1/2	3	1.04

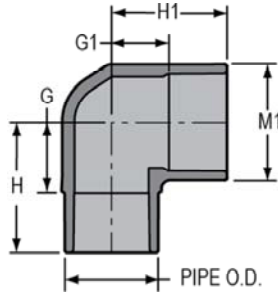


Schedule 80 CPVC Technical  
**Schedule 80 CPVC Fittings**



**90° Street EII**

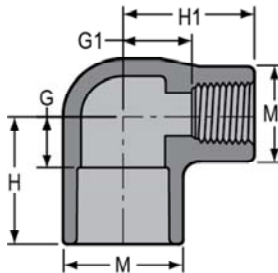
Spigot x Socket



Part Number	Size	G	G1	H	H1	M1	Approx. Wt. (Lbs.)
809-005C	1/2	13/16	7/16	1-21/32	1- 7/16	1- 5/32	.07
809-007C	3/4	29/32	11/16	1-27/32	1-11/16	1- 3/8	.11
809-010C	1	1-3/32	27/32	2- 7/32	2	1-23/32	.20
809-012C	1-1/4	1- 9/32	13/16	2-19/32	2- 1/4	2- 3/32	.31
809-015C	1-1/2	1- 7/16	1- 3/16	2-13/16	2- 9/16	2- 3/8	.42
809-020C	2	1- 3/4	1- 7/16	3- 1/4	2-31/32	2- 7/8	.64
809-025C <sup>1</sup>	2-1/2	2- 1/2	1- 5/8	4- 1/2	3- 3/8	3- 7/16	1.54
809-030C	3	2- 3/8	1-13/16	4- 1/4	3-11/16	4- 3/16	1.70
809-040C	4	3-1/16	2-5/8	5-11/32	4-29/32	5- 1/4	2.94
809-060C <sup>1</sup>	6	5- 1/4	3-11/16	8- 7/16	6- 3/4	7- 9/16	9.27
809-080C <sup>1</sup>	8	7- 1/8	4-25/32	11- 1/8	8-25/32	9- 3/4	17.33
809-100C <sup>1</sup>	10	8- 5/8	5-13/16	14- 5/16	11- 3/8	12- 1/16	34.95
809-120C <sup>1</sup>	12	10-1/4	7	17	13-1/16	14-3/8	57.29
809-140C <sup>1</sup>	14	11-1/16	7-9/16	18-5/16	14-5/8	15-11/16	70.92

**90° EII - Reducing**

Socket x Fipt



Part Number	Size	G	G1	H	H1	M	M1	Approx. Wt. (Lbs.)
807-101C	3/4X1/2	1/2	25/32	1-17/32	1-17/32	1-13/32	1- 3/16	.11
807-130C <sup>1</sup>	1X1/2	27/32	1-17/32	1-31/32	2- 1/4	1-23/32	1-23/32	.26
807-131C <sup>1</sup>	1X3/4	7/8	1-17/32	2	2- 1/4	1- 3/4	1- 3/4	.26

<sup>1</sup> Sized with Bushing

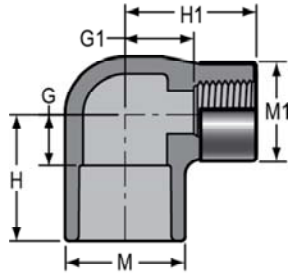




Schedule 80 CPVC Technical  
**Schedule 80 CPVC Fittings**

**90° EII - Special Reinforced Reducing**

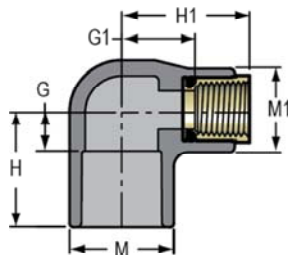
Socket x SR Fipt - Stainless Steel Collar



Part Number	Size	G	G1	H	H1	M	M1	Approx. Wt. (Lbs.)
807-101CSR	3/4X1/2	1/2	13/16	1-17/32	1-17/32	1-13/32	1- 3/16	.11
807-130CSR	1X1/2	9/16	1	1-23/32	1- 5/8	1-23/32	1- 3/16	.13

**90° EII - Brass Transition Reducing**

Socket x Fipt With Brass Thread Insert

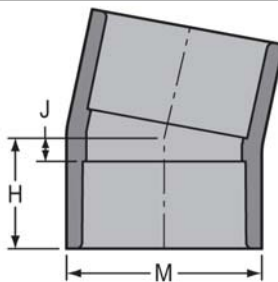


Part Number	Size	G	G1	H	H1	M	M1	Approx. Wt. (Lbs.)
807-101CBR	3/4X1/2	1/2	1- 1/16	1- 1/2	1- 5/8	1-13/32	1- 3/16	.17

Not intended to convey or dispense water for human consumption through drinking or cooking

**11-1/4° EII**

Socket x Socket



Part Number	Size	H	J	M	Approx. Wt. (Lbs.)
811-005CF <sup>2</sup>	1/2	1-5/16	5/16	1-1/8	.06
811-007CF <sup>2</sup>	3/4	1-5/16	5/16	1-3/8	.08
811-010CF <sup>2</sup>	1	1-9/16	5/16	1-11/16	.14
811-012CF <sup>2</sup>	1-1/4	2	1/2	2-1/16	.25
811-015C	1-1/2	1-19/32	7/32	2- 3/8	.25
811-020C	2	1-23/32	7/32	2-27/32	.35
811-025CF <sup>2</sup>	2-1/2	2-11/16	11/16	3- 7/16	.88
811-030C	3	2- 3/16	5/16	4- 1/8	.91
811-040C	4	2-21/32	13/32	5- 1/4	1.58
811-060CF <sup>2</sup>	6	4- 1/4	1	7- 1/2	4.68
811-080CF <sup>2</sup>	8	5- 3/8	1- 1/8	9- 5/8	8.72
811-100CF <sup>2</sup>	10	6-11/16	1- 7/16	11-15/16	15.81
811-120CF <sup>2</sup>	12	7-13/16	1- 9/16	14- 1/8	27.52

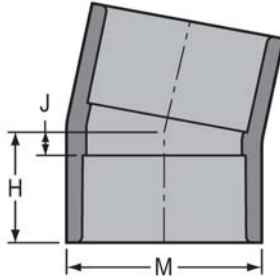
Schedule 80 CPVC Technical  
**Schedule 80 CPVC Fittings**



**11-1/4° EII**

Socket x Socket

(Continued)

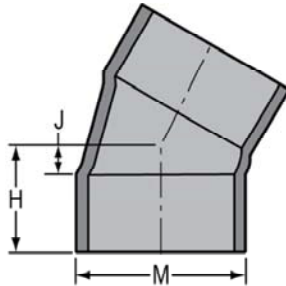


Part Number	Size	H	J	M	Approx. Wt. (Lbs.)
811-140CF*	14	9	2	15- 1/2	35.90
811-160CF*	16	10- 3/8	2- 3/8	17-11/16	55.59
811-180CF*	18	11- 3/4	2- 3/4	19- 7/8	83.44

\* Fabricated

**30° EII**

Socket x Socket



Part Number	Size	H	J	M	Approx. Wt. (Lbs.)
815-005CF*	1/2	1- 7/16	7/16	1- 1/8	.07
815-007CF*	3/4	1- 7/16	7/16	1- 3/8	.11
815-010CF*	1	1- 3/4	1/2	1-11/16	.15
815-012CF*	1-1/4	2- 3/16	11/16	2- 1/16	.24
815-015CF*	1-1/2	2- 3/16	11/16	2- 5/16	.37
815-020CF*	2	2- 1/2	3/4	2-13/16	.55
815-025CF*	2-1/2	3	1	3- 7/16	.92
815-030CF*	3	3- 5/16	1- 1/16	4- 1/8	1.43
815-040CF*	4	3- 7/16	1- 3/16	5- 3/16	2.15
815-050CF*	5	4-3/8	1-3/8	6-5/16	3.22
815-060C	6	4-13/16	1- 7/8	7- 9/16	5.89
815-080CF*	8	6- 3/16	1-15/16	9- 5/8	10.04
815-100CF*	10	7- 3/4	2- 1/2	11-15/16	17.68
815-120CF*	12	9- 1/16	2-13/16	14- 1/8	30.39
815-140CF*	14	10- 7/16	3- 7/16	15- 1/2	42.92
815-160CF*	16	11-15/16	3-15/16	17-11/16	64.23
815-180CF*	18	13- 7/16	4- 7/16	19- 7/8	92.38
815-200CF*	20	15	5	22-1/16	109.88
815-240CF*	24	18-1/8	6-1/8	26-7/16	185.25

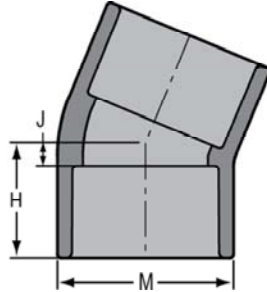
\* Fabricated



Schedule 80 CPVC Technical  
**Schedule 80 CPVC Fittings**

**22-1/2° EII**

Socket x Socket

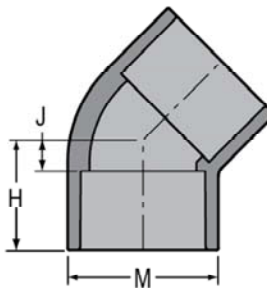


Part Number	Size	H	J	M	Approx. Wt. (Lbs.)
816-005C	1/2	1- 1/16	3/16	1- 5/32	.12
816-007C	3/4	1- 3/16	3/16	1- 7/16	.08
816-010C	1	1- 3/8	9/32	1-23/32	.14
816-012C	1-1/4	1- 1/2	5/16	2- 3/32	.20
816-015C	1-1/2	1-21/32	1/4	2- 3/8	.27
816-020C	2	1- 7/8	7/16	2- 7/8	.43
816-025C	2-1/2	2- 7/32	15/32	3- 1/2	.72
816-025CF*	2-1/2	2- 7/8	7/8	3- 7/16	.81
816-030C	3	2-13/32	9/16	4- 5/32	1.00
816-040C	4	2- 7/8	5/8	5- 1/4	1.71
816-060C	6	4- 9/16	1- 3/8	7- 7/16	4.59
816-060CF*	6	4- 5/8	1- 3/8	7- 1/2	5.16
816-080C	8	5- 1/16	1- 1/32	9- 3/4	8.59
816-080CF*	8	5- 7/8	1- 5/8	9- 5/8	9.36
816-100CF*	10	7- 5/16	2- 1/16	11-15/16	17.59
816-120CF*	12	8- 9/16	2- 5/16	14- 1/8	29.69
816-140CF*	14	9-13/16	2-13/16	15- 1/2	37.75
816-160CF*	16	11- 5/16	3- 5/16	17-11/16	57.95
816-180CF*	18	12- 3/4	3- 3/4	19- 7/8	86.42

\* Fabricated

**45° EII**

Socket x Socket



Part Number	Size	H	J	M	Approx. Wt. (Lbs.)
817-002C	1/4	13/16	5/32	27/32	.02
817-003C	3/8	31/32	7/32	1	.03
817-005C	1/2	1- 1/8	1/4	1- 3/16	.06
817-007C	3/4	1- 5/16	5/16	1- 7/16	.09
817-010C	1	1- 7/16	5/16	1-23/32	.16
817-012C	1-1/4	1- 5/8	3/8	2- 1/8	.22
817-015C	1-1/2	1-13/16	7/16	2- 3/8	.31
817-020C	2	2- 1/8	5/8	2- 7/8	.47
817-025C	2-1/2	2-13/32	21/32	3- 1/2	.88
817-030C	3	2-29/32	29/32	4- 5/32	1.21

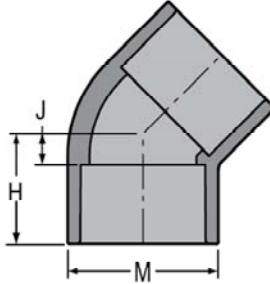
Schedule 80 CPVC Technical  
**Schedule 80 CPVC Fittings**



**45° EII**

Socket x Socket

(Continued)

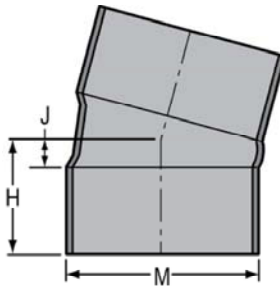


Part Number	Size	H	J	M	Approx. Wt. (Lbs.)
817-040C	4	3- 5/16	1- 1/16	5- 1/4	2.14
817-050C	5	4	1-11/32	6-13/32	3.30
817-060C	6	4- 3/4	1- 3/4	7-19/32	5.58
817-080C	8	6	2	9- 3/4	10.54
817-100C	10	7-5/8	2-19/32	12-1/8	20.08
817-100CF*	10	8-11/16	3- 7/16	11-15/16	19.37
817-120C	12	9-1/16	3-3/16	15-3/8	32.86
817-120CF*	12	10- 1/8	3- 7/8	14- 1/8	32.40
817-140C	14	10- 5/16	3- 5/16	15- 5/8	43.00
817-140CF*	14	11- 9/16	4- 9/16	15- 1/2	41.37
817-160CF*	16	13- 5/16	5- 5/16	17-11/16	64.66
817-180CF*	18	15	6	19- 7/8	88.48
817-200CF*	20	16- 3/4	6- 3/4	22- 1/16	124.66
817-240CF*	24	20- 3/16	8- 3/16	26- 7/16	207.66

\* Fabricated

**15° EII**

Socket x Socket



Part Number	Size	H	J	M	Approx. Wt. (Lbs.)
818-020CF*	2	2- 5/16	9/16	2-13/16	.48
818-025CF*	2-1/2	2- 3/4	3/4	3- 7/16	.88
818-030CF*	3	3	3/4	4- 1/8	1.25
818-040CF*	4	3- 1/8	7/8	5- 3/16	1.79
818-060CF*	6	4- 3/8	1- 1/8	7- 1/2	4.77
818-080CF*	8	4- 1/2	1- 1/4	9- 5/8	8.81
818-100CF*	10	6-15/16	1-11/16	11-15/16	17.29
818-120CF*	12	8- 1/16	1-13/16	14- 1/8	27.73
818-140CF*	14	9- 5/16	2- 5/16	15- 1/2	40.74
818-160CF*	16	10-11/16	2-11/16	17-11/16	59.47
818-180CF*	18	12- 1/16	3- 1/16	19- 7/8	83.44

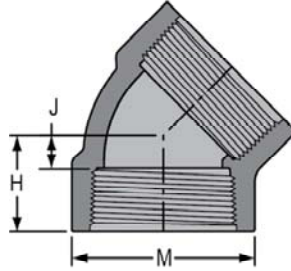
\* Fabricated



Schedule 80 CPVC Technical  
**Schedule 80 CPVC Fittings**

**45° EII**

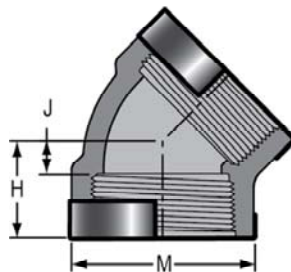
Fipt x Fipt



Part Number	Size	H	J	M	Approx. Wt. (Lbs.)
819-002C	1/4	25/32	3/16	27/32	.03
819-003C	3/8	13/16	3/16	1	.03
819-005C	1/2	31/32	5/16	1- 3/16	.07
819-007C	3/4	1- 3/32	13/32	1- 3/8	.07
819-010C	1	1- 7/32	7/32	1-11/16	.14
819-012C	1-1/4	1- 7/16	7/16	2- 3/16	.25
819-015C	1-1/2	1- 1/2	15/32	2- 1/2	.32
819-020C	2	1-23/32	21/32	3	.48
819-025C	2-1/2	2-17/32	31/32	3- 1/2	1.24
819-030C	3	2-23/32	1	4- 9/32	1.91
819-040C	4	3- 1/4	1- 7/32	5- 1/4	3.33

**45° EII - Special Reinforced**

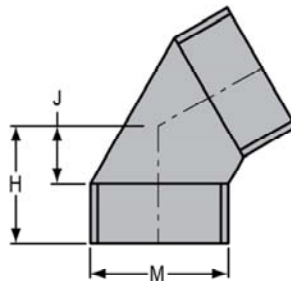
SR Fipt x SR Fipt - Stainless Steel Collar



Part Number	Size	H	J	M	Approx. Wt. (Lbs.)
819-005CSR	1/2	1	5/16	1- 3/16	.09
819-007CSR	3/4	1- 1/8	13/32	1- 3/8	.11
819-010CSR	1	1- 1/4	13/32	1-23/32	.17

**60° EII**

Socket x Socket



Part Number	Size	H	J	M	Approx. Wt. (Lbs.)
824-005CF <sup>+</sup>	1/2	1- 5/8	5/8	1- 1/8	.11
824-007CF <sup>+</sup>	3/4	1-11/16	11/16	1- 3/8	.08
824-010CF <sup>+</sup>	1	2	3/4	1-11/16	.17

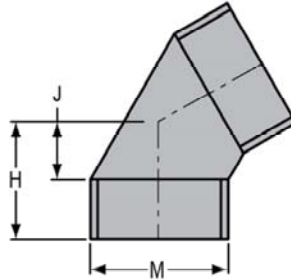
Schedule 80 CPVC Technical  
**Schedule 80 CPVC Fittings**



**60° EII**

Socket x Socket

(Continued)

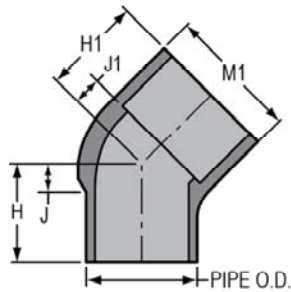


Part Number	Size	H	J	M	Approx. Wt. (Lbs.)
824-012CF <sup>*</sup>	1-1/4	2- 1/2	1	2- 1/16	.35
824-015CF <sup>*</sup>	1-1/2	2- 5/8	1- 1/8	2-5/16	.36
824-020CF <sup>*</sup>	2	3	1- 1/4	2-13/16	.59
824-025CF <sup>*</sup>	2-1/2	3- 9/16	1- 9/16	3- 7/16	.94
824-030CF <sup>*</sup>	3	4	1- 3/4	4- 1/8	1.51
824-040CF <sup>*</sup>	4	4- 5/16	2- 1/16	5- 3/16	2.31
824-060CF <sup>*</sup>	6	6- 1/8	2- 7/8	7- 1/2	5.92
824-080CF <sup>*</sup>	8	7- 3/4	3- 1/2	9- 5/8	10.94
824-100CF <sup>*</sup>	10	9-11/16	4- 7/16	11-15/16	20.37
824-120CF <sup>*</sup>	12	11- 5/16	5- 1/16	14- 1/8	31.43
824-140CF <sup>*</sup>	14	12-15/16	5-15/16	15- 1/2	88.89
824-160CF <sup>*</sup>	16	14-13/16	6-13/16	17-11/16	126.08
824-180CF <sup>*</sup>	18	16- 3/4	7- 3/4	19- 7/8	175.81

\* Fabricated

**45° Street EII**

Spigot x Socket



Part Number	Size	H	H1	J	J1	M1	Approx. Wt. (Lbs.)
827-005C	1/2	1- 9/32	1- 5/16	11/32	7/16	1- 3/16	.06
827-007C	3/4	1- 1/2	1- 1/2	7/16	1/2	1-13/32	.09
827-010C	1	1-25/32	1- 1/2	19/32	3/8	1- 3/4	.15
827-012C	1-1/4	2	1-23/32	5/8	15/32	2- 3/32	.24
827-015C	1-1/2	2- 1/32	2- 1/8	19/32	25/32	2-11/32	.31
827-020C	2	2- 5/16	2-11/32	11/16	3/8	2-27/32	.46
827-025C <sup>1</sup>	2-1/2	3-11/16	2- 9/16	1-11/16	13/16	3- 1/2	1.28
827-030C	3	3- 1/4	2-13/16	1- 3/16	29/32	4- 5/32	1.25
827-040C	4	3-13/16	3-13/16	1- 9/32	1- 9/16	5- 1/4	2.19
827-050CF <sup>*</sup>	5	7-3/8	4-7/8	3-3/8	1-7/8	6-5/16	4.24
827-060C	6	5- 3/32	4-25/32	2- 1/16	2- 1/16	7-19/32	5.91
827-080C	8	6- 5/8	5-31/32	2-19/32	1- 3/4	9- 3/4	11.14
827-100C <sup>1</sup>	10	10-21/32	8- 3/16	2-19/32	5- 5/16	12- 3/16	25.44
827-120C <sup>1</sup>	12	13- 1/4	9-11/16	6- 3/8	3- 3/32	14-13/32	45.35
827-140CF <sup>*</sup>	14	16- 1/16	11- 9/16	8- 1/16	4- 9/16	15- 1/2	64.42



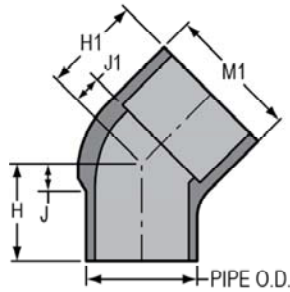


Schedule 80 CPVC Technical  
**Schedule 80 CPVC Fittings**

**45° Street Ell**

Spigot x Socket

(Continued)

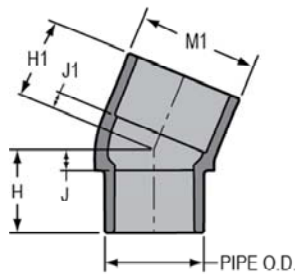


Part Number	Size	H	H1	J	J1	M1	Approx. Wt. (Lbs.)
827-160CF*	16	18- 5/16	13- 5/16	9- 5/16	5- 5/16	17-11/16	90.40
827-180CF*	18	20- 1/2	15	10- 1/2	6	19- 7/8	131.11
827-200CF*	20	22-3/4	16-3/4	11-3/4	6-3/4	22-1/16	153.18
827-240CF*	24	27-3/16	20-3/16	14-3/16	8-3/16	26-7/16	123.29

\* Fabricated

**22-1/2° Street Ell**

Spigot x Socket



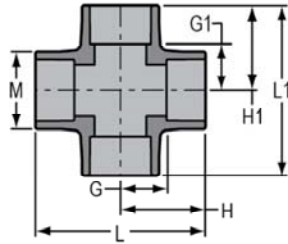
Part Number	Size	H	H1	J	J1	M1	Approx. Wt. (Lbs.)
842-005C	1/2	7/8	1	1/8	1/8	1- 3/16	.05
842-007C	3/4	1- 1/4	1- 5/32	3/16	3/16	1- 3/8	.08
842-010C	1	1- 7/16	1-11/32	5/16	7/32	1-23/32	.13
842-012C	1-1/4	1- 9/16	1- 9/16	5/16	3/8	2- 3/32	.20
842-015C	1-1/2	1-21/32	1- 7/8	9/32	1/2	2- 3/8	.27
842-020C	2	2	1-29/32	15/32	13/32	2- 7/8	.40
842-025C	2-1/2	2- 7/32	2- 7/32	15/32	15/32	3- 1/2	.76
842-030C	3	2- 1/2	2- 5/16	21/32	7/16	4- 5/32	1.00
842-040C	4	2-27/32	3- 1/32	9/16	25/32	5- 1/4	1.80
842-060C	6	5-11/16	3-15/16	2- 3/8	7/8	7- 5/8	6.03
842-080C	8	7- 3/8	5- 1/8	3- 1/8	1- 1/8	9- 3/4	11.78

Schedule 80 CPVC Technical  
**Schedule 80 CPVC Fittings**



**Cross**

Socket x Socket x Socket x Socket

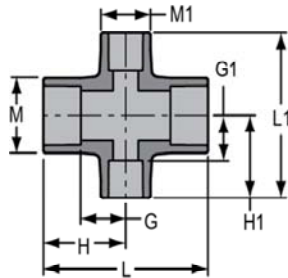


Part Number	Size	G	G1	H	H1	L	L1	M	M1	Approx. Wt. (Lbs.)
820-002C	1/4	13/32	13/32	1- 1/32	1- 1/32	2- 1/16	2- 1/16	27/32	27/32	.05
820-005C	1/2	9/16	9/16	1-15/32	1-15/32	2-15/16	2-15/16	1- 3/16	1- 3/16	.13
820-007C	3/4	5/8	5/8	1- 5/8	1- 5/8	3- 9/32	3- 9/32	1-13/32	1-13/32	.21
820-010C	1	31/32	31/32	2- 3/32	2- 3/32	4- 7/32	4- 7/32	1-23/32	1-23/32	.46
820-012C	1-1/4	1- 3/32	1- 3/32	2- 3/8	2- 3/8	4- 3/4	4- 3/4	2- 1/8	2- 1/8	.65
820-015C	1-1/2	1- 1/4	1- 1/4	2- 5/8	2- 5/8	5- 1/4	5- 1/4	2- 3/8	2- 3/8	.86
820-020C	2	1- 1/2	1- 1/2	3	3	6	6	3	3	1.40
820-025C	2-1/2	1-11/16	1-11/16	3-15/32	3-15/32	6-29/32	6-29/32	3-17/32	3-17/32	2.11
820-030C	3	2- 3/32	2- 3/32	3-31/32	3-31/32	7-15/16	7-15/16	4-11/32	4-11/32	3.39
820-040C	4	2- 5/8	2- 5/8	4- 7/8	4- 7/8	9- 3/4	9- 3/4	5-11/32	5-11/32	5.50
820-060CF*	6	6- 1/4	6- 1/4	9- 1/2	9- 1/2	19	19	7- 1/2	7- 1/2	16.93
820-080CF*	8	7- 5/8	7- 5/8	11- 7/8	11- 7/8	23- 3/4	23- 3/4	9- 5/8	9- 5/8	30.81
820-100CF*	10	9	9	14- 1/4	14- 1/4	28- 1/2	28- 1/2	11-15/16	11-15/16	54.55
820-120CF*	12	11- 1/4	11- 1/4	17- 1/2	17- 1/2	35	35	14- 1/8	14- 1/8	96.33
820-140CF*	14	12- 1/4	12- 1/4	19- 1/4	19- 1/4	38- 1/2	38- 1/2	15- 1/2	15- 1/2	114.69
820-160CF*	16	13	13	21	21	42	42	17-11/16	17-11/16	175.70
820-180CF*	18	13- 3/4	13- 3/4	22- 3/4	22- 3/4	45- 1/2	45- 1/2	19- 7/8	19- 7/8	233.48

\* Fabricated

**Cross - Reducing**

Socket x Socket x Socket x Socket



Part Number	Size	G	G1	H	H1	L	L1	M	M1	Approx. Wt. (Lbs.)
820-130C <sup>1</sup>	1X1/2	1	1- 7/16	2- 1/8	2- 3/8	4- 7/32	4- 3/4	1-23/32	1-23/32	.59
820-131C	1X3/4	23/32	5/8	1- 5/8	1- 5/8	3- 1/4	3- 1/4	1- 7/8	1- 1/2	.30
820-166C <sup>1</sup>	1-1/4X1/2	1- 3/32	1- 3/32	2- 3/8	2-11/16	4- 3/4	5- 3/16	3- 3/32	3- 3/32	.89
820-167C	1-1/4X3/4	1- 1/16	23/32	2- 1/16	1-31/32	4- 3/32	3-31/32	2- 1/16	1-13/32	.34
820-200CF*	20	16-3/8	16-3/8	26-3/8	26-3/8	52-3/4	52-3/4	22-1/6	22-1/16	249.75
820-209C <sup>1</sup>	1-1/2X1/2	1- 7/32	1- 7/32	2-21/32	2-31/32	5- 1/4	5-15/16	2- 3/8	2- 3/8	1.16
820-210C	1-1/2X3/4	11/16	1- 5/32	2- 3/32	2- 3/16	4- 3/16	4-11/32	2- 3/8	1-13/32	.41
820-211C <sup>1</sup>	1-1/2X1	1- 3/4	1- 3/4	2- 5/8	3	5- 5/16	5- 7/8	1- 3/8	1- 3/8	1.11
820-240CF*	24	20-1/4	20-1/4	32-1/4	32-1/4	64-1/2	64-1/2	26-7/16	26-7/16	355.98
820-248C <sup>1</sup>	2X3/4	11/16	1- 7/16	2- 7/32	2- 7/16	4-13/32	4- 7/8	2-29/32	1-13/32	.55
820-249C <sup>1</sup>	2X1	1- 1/2	2- 9/32	3	3- 7/16	6	6-27/32	3	3	1.89

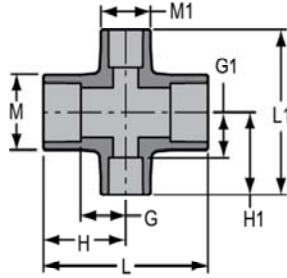


Schedule 80 CPVC Technical  
**Schedule 80 CPVC Fittings**

**Cross - Reducing**

Socket x Socket x Socket x Socket

(Continued)



Part Number	Size	G	G1	H	H1	L	L1	M	M1	Approx. Wt. (Lbs.)
820-289C	2-1/2X1	7/8	1-23/32	2-11/16	2- 7/8	5-11/32	5- 3/4	3- 1/2	1- 3/4	.99
820-291C <sup>1</sup>	2-1/2X1-1/2	1-11/16	2-15/32	3- 7/16	3-27/32	6- 7/8	7-23/32	3- 9/16	3- 9/16	2.91
820-336C <sup>1</sup>	3X1-1/4	2- 3/32	3- 1/8	3-31/32	4- 3/8	7-29/32	8- 3/4	4- 3/16	4- 3/16	4.79
820-338C <sup>1</sup>	3X2	2- 3/32	2-27/32	3-31/32	4- 5/16	7-29/32	8- 5/8	4-13/32	4- 5/16	4.66
820-420C <sup>1</sup>	4X2	2- 5/8	3-13/16	4- 7/8	5-11/32	9- 3/4	10-21/32	5-11/32	5-11/32	7.70
820-422C <sup>1</sup>	4X3	2- 5/8	3- 7/16	4- 7/8	5- 5/16	9- 3/4	10- 5/8	5- 1/4	5- 1/4	7.21
820-420CF <sup>+</sup>	4X2	3- 7/8	4- 1/4	6- 1/8	6	12- 1/4	12	5- 3/16	2-13/16	4.14
820-528CF <sup>+</sup>	6X2	4- 5/8	5- 3/16	7- 7/8	6-15/16	15- 3/4	13- 7/8	7- 1/2	2-13/16	8.70
820-530CF <sup>+</sup>	6X3	4- 3/4	5- 3/4	8	8	16	16	7- 1/2	4- 1/8	10.24
820-532CF <sup>+</sup>	6X4	5- 1/4	6- 3/4	8- 1/2	9	17	18	7- 1/2	5- 3/16	12.14
820-578CF <sup>+</sup>	8X2	4-11/16	6- 1/8	8-15/16	7- 7/8	17- 7/8	15- 3/4	9- 5/8	2-13/16	14.84
820-580CF <sup>+</sup>	8X3	5- 3/16	6-11/16	9- 7/16	8-15/16	18- 7/8	17- 7/8	9- 5/8	4- 1/8	16.96
820-582CF <sup>+</sup>	8X4	5- 3/4	7-11/16	10	9-15/16	20	19- 7/8	9- 5/8	5- 3/16	20.46
820-585CF <sup>+</sup>	8X6	6- 3/4	8- 1/16	11	11- 5/16	22	22- 5/8	9- 5/8	7- 1/2	24.47
820-621CF <sup>+</sup>	10X2	4- 3/8	7- 1/8	9- 5/8	8- 7/8	19- 1/4	17-11/16	11-15/16	2-13/16	24.57
820-623CF <sup>+</sup>	10X3	4- 7/8	7-11/16	10- 1/8	9-15/16	20- 1/4	19-13/16	11-15/16	4- 1/8	28.98
820-624CF <sup>+</sup>	10X4	5- 3/8	8-11/16	10- 5/8	10-15/16	21- 1/4	21-13/16	11-15/16	5- 3/16	28.01
820-626CF <sup>+</sup>	10X6	5- 7/8	9- 1/16	11- 1/8	12- 5/16	22- 1/4	24- 5/8	11-15/16	7- 1/2	36.35
820-628CF <sup>+</sup>	10X8	8- 1/4	9-15/16	13- 1/2	14- 3/16	27	28- 3/8	11-15/16	9- 5/8	48.29
820-661CF <sup>+</sup>	12X2	4- 3/4	8	11	9- 3/4	22	19- 1/2	14- 1/8	2-13/16	35.55
820-663CF <sup>+</sup>	12X3	5- 1/4	8- 9/16	11- 1/2	10-13/16	23	21- 5/8	14- 1/8	4- 1/8	45.27
820-664CF <sup>+</sup>	12X4	5- 3/4	9- 9/16	12	11-13/16	24	23- 5/8	14- 1/8	5- 3/16	42.59
820-666CF <sup>+</sup>	12X6	7- 1/4	9-15/16	13- 1/4	13- 3/16	26- 1/2	26- 3/8	14- 1/8	7- 1/2	54.27
820-668CF <sup>+</sup>	12X8	8	10-13/16	14- 1/4	15- 1/16	28- 1/2	30- 1/8	14- 1/8	9- 5/8	58.59
820-670CF <sup>+</sup>	12X10	10-1/4	10-13/16	16-1/2	16- 1/16	33	32- 1/8	14- 1/8	11-15/16	80.00
820-691CF <sup>+</sup>	14X2	5- 3/16	8- 9/16	12- 3/16	10- 5/16	24- 3/8	20- 5/8	15- 1/2	2-13/16	53.24
820-693CF <sup>+</sup>	14X3	5- 3/4	9- 1/8	12- 3/4	11- 3/8	25- 1/2	22- 3/4	15- 1/2	4- 1/8	56.21
820-694CF <sup>+</sup>	14X4	6- 1/2	10- 1/8	13- 1/2	12- 3/8	27	24- 3/4	15- 1/2	5- 3/16	61.77
820-696CF <sup>+</sup>	14X6	8- 1/4	10- 1/2	15- 1/4	13- 3/4	30- 1/2	27- 1/2	15- 1/2	7- 1/2	72.85
820-698CF <sup>+</sup>	14X8	9- 1/4	11- 3/8	16- 1/4	15- 5/8	32- 1/2	31- 1/4	15- 1/2	9- 5/8	84.42
820-700CF <sup>+</sup>	14X10	10- 1/8	11- 3/8	17- 1/8	16- 5/8	34- 1/4	33- 1/4	15- 1/2	11-15/16	97.45
820-702CF <sup>+</sup>	14X12	11	11- 3/8	18	17- 5/8	36	35- 1/4	15- 1/2	14- 1/8	117.29
820-751CF <sup>+</sup>	16X2	5- 7/8	9- 1/2	13- 7/8	11- 1/4	27- 3/4	22- 1/2	17-11/16	2-13/16	77.67
820-753CF <sup>+</sup>	16X3	6- 5/16	10- 1/16	14- 5/16	12- 5/16	28- 5/8	24- 5/8	17-11/16	4- 1/8	81.65
820-754CF <sup>+</sup>	16X4	6- 1/8	11- 1/16	14- 1/8	13- 5/16	28- 1/4	26- 5/8	17-11/16	5- 3/16	80.84
820-756CF <sup>+</sup>	16X6	8- 5/8	11- 7/16	16- 5/8	14-11/16	33- 1/4	29- 3/8	17-11/16	7- 1/2	98.57
820-758CF <sup>+</sup>	16X8	9- 5/8	12- 5/16	17- 5/8	16- 9/16	35- 1/4	33- 1/8	17-11/16	9- 5/8	111.25
820-760CF <sup>+</sup>	16X10	10-5/8	12-5/16	18-5/8	17-9/16	37-1/4	35-1/8	17-11/16	11-15/16	125.38
820-762CF <sup>+</sup>	16X12	11- 5/8	12- 5/16	19- 5/8	18- 9/16	39- 1/4	37- 1/8	17-11/16	14- 1/8	138.83

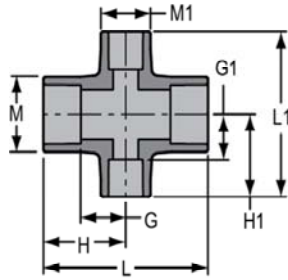
Schedule 80 CPVC Technical  
**Schedule 80 CPVC Fittings**



**Cross - Reducing**

Socket x Socket x Socket x Socket

(Continued)



Part Number	Size	G	G1	H	H1	L	L1	M	M1	Approx. Wt. (Lbs.)
820-764CF <sup>†</sup>	16X14	12- 3/4	12-11/16	20- 3/4	19-11/16	41- 1/2	39- 3/8	17-11/16	15- 1/2	129.51
820-784CF <sup>†</sup>	18X4	6- 7/8	11-15/16	15- 7/8	14- 3/16	31- 3/4	28- 3/8	19- 7/8	5- 3/16	106.93
820-786CF <sup>†</sup>	18X6	8- 1/2	12- 5/16	17- 1/2	15- 9/16	35	31- 1/8	19- 7/8	7- 1/2	121.05
820-788CF <sup>†</sup>	18X8	9- 1/2	13- 3/16	18- 1/2	17- 7/16	37	34- 7/8	19- 7/8	9- 5/8	133.90
820-790CF <sup>†</sup>	18X10	10- 1/2	13- 3/16	19- 1/2	18- 7/16	39	36- 7/8	19- 7/8	11-15/16	149.71
820-792CF <sup>†</sup>	18X12	11- 1/2	13- 3/16	20- 1/2	19- 7/16	41	38- 7/8	19- 7/8	14- 1/8	.00
820-794CF <sup>†</sup>	18X14	12- 3/4	13- 9/16	21- 3/4	20- 9/16	43- 1/2	41- 1/8	19-7/8	15- 1/2	165.77
820-796CF <sup>†</sup>	18X16	13- 1/2	14- 3/16	22- 1/2	22- 3/16	45	44- 3/8	19-7/8	17-11/16	172.46
820-814CF <sup>†</sup>	20X4	7-11/16	12-7/8	17-11/16	15-1/8	35-3/8	30-1/4	22-1/16	5-3/16	148.90
820-816CF <sup>†</sup>	20X6	8-7/8	13-1/4	18-7/8	16-1/2	37-3/4	33	22-1/16	7-1/2	165.15
820-818CF <sup>†</sup>	20X8	9-7/8	14-1/8	19-7/8	18-3/8	39-3/4	36-3/4	22-1/16	9-5/8	180.23
820-820CF <sup>†</sup>	20X10	10-7/8	14-1/8	20-7/8	19-3/8	41-3/4	38-3/4	22-1/16	11-15/16	197.78
820-822CF <sup>†</sup>	20X12	11-7/8	14-1/8	21-7/8	20-3/8	43-3/4	40-3/4	22-1/16	14-1/8	217.92
820-824CF <sup>†</sup>	20X14	12-7/8	14-1/2	22-7/8	21-1/2	45-3/4	43	22-1/16	15-1/2	190.94
820-826CF <sup>†</sup>	20X16	14	15-1/8	24	23-1/8	48	46-1/4	22-1/16	17-11/16	210.27
820-828CF <sup>†</sup>	20X18	15	15	25	24	50	48	22-1/16	19-7/8	226.80
820-904CF <sup>†</sup>	24X4	9	14-11/16	21	16-15/16	42	33-7/8	26-7/16	5-3/16	252.62
820-906CF <sup>†</sup>	24X6	9-1/4	15-1/16	21-1/4	18-5/16	42-1/2	36-5/8	26-7/16	7-1/2	257.40
820-908CF <sup>†</sup>	24X8	10-1/4	15-15/16	22-1/4	20-3/16	44-1/2	40-3/8	26-7/16	9-5/8	275.67
820-910CF <sup>†</sup>	24X10	11-1/4	15-15/16	23-1/4	21-3/16	46-1/2	42-3/8	26-7/16	11-15/16	296.39
820-912CF <sup>†</sup>	24X12	12-1/4	15-15/16	24-1/4	22-3/16	48-1/2	44-3/8	26-7/16	14-1/8	325.12
820-914CF <sup>†</sup>	24X14	13-1/4	16-5/16	25-1/4	23-5/16	50-1/2	46-5/8	26-7/16	15-1/2	282.42
820-916CF <sup>†</sup>	24X16	14-3/4	16-15/16	26-3/4	24-15/16	53-1/2	49-7/8	26-7/16	17-11/16	306.44
820-918CF <sup>†</sup>	24X18	15-3/4	16-3/16	27-3/4	25-13/16	55-1/2	51-5/8	26-7/16	19-7/8	246.78
820-920CF <sup>†</sup>	24X20	16-3/4	18-3/8	28-3/4	28-3/16	57-1/2	56-3/8	26-7/16	22-1/16	351.59

<sup>†</sup> Sized with Bushing

\* Fabricated

**Repair Coupling - Fabricated**

Gasket x Gasket



Part Number	Size	L	L1	M	M1	Approx. Wt. (Lbs.)
828-020CF <sup>†</sup>	2	9- 1/8	6	2-13/16	3- 3/16	1.00
828-030CF <sup>†</sup>	3	15- 1/2	11- 3/4	4- 1/8	4- 5/8	3.38

Made in the U.S.A.

Suitable for Oil-Free air handling to 25 psi, not for distribution of compressed air or gas

See Spears® Product Sourcebook for product Offerings



Schedule 80 CPVC Technical  
**Schedule 80 CPVC Fittings**

**Repair Coupling - Fabricated**

(Continued)

Gasket x Gasket

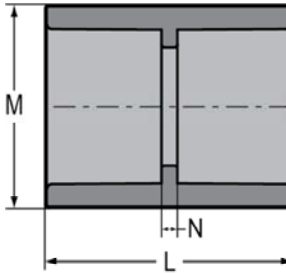


Part Number	Size	L	L1	M	M1	Approx. Wt. (Lbs.)
828-040CF*	4	19- 1/2	15	5- 3/16	5- 3/4	6.53
828-060CF*	6	23	18-1/4	7- 1/2	8- 1/8	13.41
828-080CF*	8	26-1/8	19	9- 5/8	10- 3/8	23.42
828-100CF*	10	28	21-1/4	11-15/16	13-1/8	37.92
828-120CF*	12	29	21-3/8	14- 1/8	15-3/8	53.28
828-140CF*	14	30	21	15- 1/2	17-1/4	68.61
828-160CF*	16	31	22-1/4	17-11/16	18-7/8	6.34
828-180CF*	18	32	22-5/8	19-7/8	21-7/8	127.70
828-200CF*	20	32	23-1/2	22-1/16	24-1/16	160.38
828-240CF*	24	32	23-1/2	22-7/16	24-13/16	236.00

\* Fabricated

**Coupling**

Socket x Socket



Part Number	Size	L	M	N	Approx. Wt. (Lbs.)
829-002C	1/4	1- 3/8	27/32	1/16	.02
829-003C	3/8	1-5/8	1	3/32	.03
829-005C	1/2	1- 7/8	1- 3/16	1/8	.07
829-007C	3/4	2- 1/8	1-13/32	1/8	.10
829-010C	1	2-15/32	1-23/32	3/16	.12
829-012C	1-1/4	2-11/16	2- 7/32	3/16	.25
829-015C	1-1/2	2- 7/8	2-11/32	3/32	.22
829-020C	2	3- 1/8	2-27/32	3/32	.32
829-025C	2-1/2	3-11/16	3-15/32	1/4	.58
829-030C	3	3-31/32	4- 5/32	3/16	.81
829-040C	4	4- 3/4	5- 5/16	1/4	1.36
829-050C	5	5-15/32	6- 3/8	7/32	2.18
829-050CF*	5	8	6-5/16	2	3.41
829-060C	6	6- 3/8	7- 9/16	1/4	3.87
829-080C	8	8- 1/4	9-23/32	3/8	6.77
829-100C	10	10- 9/32	12- 1/16	1/4	12.31
829-100CF*	10	13-1/8	11-15/16	2-5/8	15.68
829-120C	12	12- 3/8	14- 7/32	3/8	20.05
829-120CF*	12	15-1/4	14-1/8	2-3/4	25.85

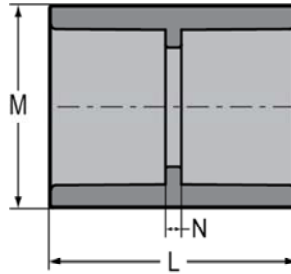
Schedule 80 CPVC Technical  
**Schedule 80 CPVC Fittings**



**Coupling**

Socket x Socket

(Continued)

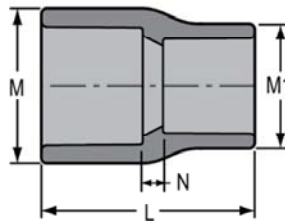


Part Number	Size	L	M	N	Approx. Wt. (Lbs.)
829-140C	14	14- 7/16	15- 5/8	3/8	28.10
829-140CF*	14	16	15- 1/2	2	33.33
829-160CF*	16	19-3/4	17-11/16	3-3/4	54.79
829-180CF*	18	22	19- 7/8	4	72.88
829-200CF*	20	23- 3/4	22- 1/16	3- 3/4	97.40
829-240CF*	24	29- 1/4	26- 7/16	5- 1/4	167.66

\* Fabricated

**Coupling - Reducer**

Socket x Socket



Part Number	Size	L	M	M1	N	Approx. Wt. (Lbs.)
829-101C	3/4X1/2	2- 3/32	1-13/32	1- 5/32	7/32	.06
829-130C	1X1/2	2- 3/16	1-23/32	1-13/32	7/32	.12
829-131C	1X3/4	2-13/32	1-23/32	1-13/32	1/4	.15
829-166C	1-1/4X1/2	2- 9/16	2- 3/32	1- 5/32	7/16	.14
829-167C	1-1/4X3/4	2-19/32	2- 3/32	1- 5/8	11/32	.17
829-168C	1-1/4X1	2-11/16	2- 1/8	1- 3/4	5/16	.18
829-209C	1-1/2X1/2	2-27/32	2-11/32	1- 3/16	19/32	.20
829-210C	1-1/2X3/4	2- 7/8	2- 3/8	1-13/32	17/32	.22
829-211C	1-1/2X1	2- 7/8	2-11/32	1-15/16	3/8	.26
829-212C	1-1/2X1-1/4	2-13/16	2-13/32	2- 1/8	5/32	.22
829-247C	2X1/2	3- 3/32	2- 7/8	1- 5/32	11/16	.31
829-248C	2X3/4	3- 7/32	2- 7/8	1-13/32	23/32	.32
829-249C	2X1	3-1/2	3	1-23/32	27/32	.37
829-250C	2X1-1/4	3-11/32	2- 7/8	2- 3/32	19/32	.33
829-251C	2X1-1/2	3- 7/32	2-27/32	2-11/32	1/4	.31
829-290C <sup>1</sup>	2-1/2X1-1/4	3-29/32	3-1/2	2-3/8	15/16	.57
829-291C	2-1/2X1-1/2	3- 3/4	3- 1/2	2- 3/8	19/32	.50
829-292C	2-1/2X2	3-21/32	3-15/32	2-27/32	13/32	.51
829-335C <sup>1</sup>	3X1	4- 7/16	4- 1/8	2- 7/8	1- 7/16	1.02
829-336C <sup>1</sup>	3X1-1/4	4- 7/32	4- 5/32	2-29/32	1- 1/16	.98
829-337C <sup>1</sup>	3X1-1/2	3- 1/2	4- 3/16	2-3/8	7/32	.70
829-338C	3X2	4	4- 5/32	2-7/8	19/32	.77
829-339C	3X2-1/2	4-1/8	4- 5/32	3- 15/32	1/2	.79

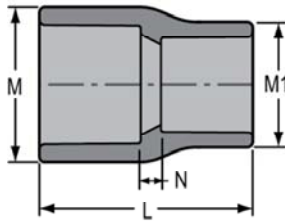


Schedule 80 CPVC Technical  
**Schedule 80 CPVC Fittings**

**Coupling - Reducer**

Socket x Socket

(Continued)



Part Number	Size	L	M	M1	N	Approx. Wt. (Lbs.)
829-339CF <sup>+</sup>	3X2-1/2	6	4- 1/16	3- 7/16	1- 3/4	1.01
829-416C <sup>1</sup>	4X3/4	5-23/32	5- 9/32	2-29/32	2-13/32	1.79
829-417C <sup>1</sup>	4X1	5-15/16	5- 9/32	2-29/32	2-17/32	1.77
829-419C <sup>1</sup>	4X1-1/2	5-23/32	5- 9/32	2-29/32	2- 1/16	1.67
829-420C	4X2	5- 1/2	5- 9/32	2- 7/8	1-25/32	1.52
829-421C	4X2-1/2	4- 9/16	5- 3/16	3- 1/2	17/32	1.27
829-422C	4X3	4-19/32	5- 1/4	4- 3/16	15/32	1.32
829-488CF <sup>+</sup>	5X3	8-3/8	6- 1/4	5- 3/16	3-3/8	3.30
829-490CF <sup>+</sup>	5X4	7- 3/4	6- 1/4	5- 3/16	2- 1/2	2.35
829-528C <sup>1</sup>	6X2	7- 1/16	7- 1/2	5	2- 9/16	4.55
829-529C <sup>1</sup>	6X2-1/2	6-31/32	7-19/32	5- 9/32	2- 3/16	4.71
829-530C <sup>1</sup>	6X3	7- 1/8	7- 9/16	5- 9/32	2- 1/4	4.30
829-530CF <sup>+</sup>	6X3	9-1/2	7-5/16	5-3/16	4-1/4	4.33
829-532C	6X4	6- 5/8	7- 5/8	5- 5/16	1- 7/16	3.44
829-533CF <sup>+</sup>	6X5	8-15/16	7-3/8	6-5/16	2-1/16	3.92
829-580CF <sup>+</sup>	8X3	15-1/4	9- 1/2	5- 3/16	9	8.74
829-582C <sup>1</sup>	8X4	8-29/32	9-23/32	5- 1/4	2-15/32	6.43
829-582CF <sup>+</sup>	8X4	14- 5/8	9- 1/2	5- 3/16	8- 1/8	7.75
829-583CF <sup>+</sup>	8X5	14-11/16	9-1/2	6-5/16	7-7/16	8.30
829-585C	8X6	8	9- 3/4	7- 1/2	1	6.48
829-621CF <sup>+</sup>	10X2	21- 1/2	11- 3/4	5- 3/16	14-15/16	17.04
829-623CF <sup>+</sup>	10X3	21-3/4	11- 3/4	5- 3/16	14-1/2	17.18
829-624CF <sup>+</sup>	10X4	21- 1/8	11- 3/4	5- 3/16	13- 5/8	16.03
829-625CF <sup>+</sup>	10X5	21- 3/16	11- 3/4	6- 5/16	12-15/16	16.94
829-626C	10X6	10-19/32	12- 1/32	7-19/32	2-17/32	11.46
829-626CF <sup>+</sup>	10X6	17- 5/8	11- 3/4	7- 1/2	9- 1/8	15.00
829-628C	10X8	10- 5/8	12	9- 3/4	1-17/32	11.62
829-628CF <sup>+</sup>	10X8	13- 3/8	11- 3/4	9- 5/8	3- 7/8	11.31
829-664CF <sup>+</sup>	12X4	28- 3/8	13-15/16	5- 3/16	19- 7/8	29.44
829-665CF <sup>+</sup>	12X5	28- 7/16	13-15/16	6- 5/16	19- 3/16	33.36
829-666CF <sup>+</sup>	12X6	24- 7/8	13-15/16	7- 1/2	15- 3/8	29.92
829-668C	12X8	12- 5/8	14- 7/32	9- 3/4	2- 7/16	18.35
829-668CF <sup>+</sup>	12X8	20- 5/8	13-15/16	9- 5/8	10- 1/8	27.00
829-670CF <sup>+</sup>	12X10	16- 3/8	13-15/16	11-15/16	4- 7/8	20.77
829-694CF <sup>+</sup>	14X4	30- 1/8	15- 3/16	5- 3/16	20- 7/8	34.71
829-696CF <sup>+</sup>	14X6	26- 5/8	15- 3/16	7- 1/2	16- 3/8	31.45
829-698CF <sup>+</sup>	14X8	22- 3/8	15- 3/16	9- 5/8	11- 1/8	27.68
829-700CF <sup>+</sup>	14X10	18- 1/8	15- 3/16	11-15/16	5- 7/8	25.24
829-702CF <sup>+</sup>	14X12	17- 3/4	15- 3/8	14- 1/8	4- 1/2	29.29
829-754CF <sup>+</sup>	16X4	38	17- 3/8	5- 3/16	27- 3/4	53.88



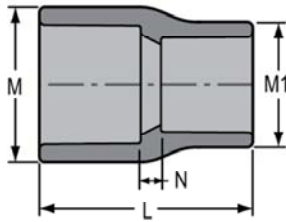
Schedule 80 CPVC Technical  
**Schedule 80 CPVC Fittings**



**Coupling - Reducer**

Socket x Socket

(Continued)

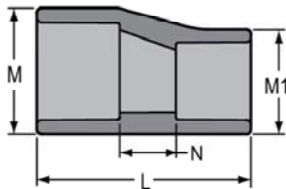


Part Number	Size	L	M	M1	N	Approx. Wt. (Lbs.)
829-756CF <sup>†</sup>	16X6	34- 1/2	17- 3/8	7- 1/2	23- 1/4	54.03
829-758CF <sup>†</sup>	16X8	30- 1/4	17- 3/8	9- 5/8	18	57.02
829-760CF <sup>†</sup>	16X10	26	17- 3/8	11-15/16	12- 3/4	45.61
829-762CF <sup>†</sup>	16X12	20- 1/4	17- 3/8	14- 1/8	6	35.57
829-764CF <sup>†</sup>	16X14	21- 1/4	17- 1/2	15- 1/2	5- 1/4	43.94
829-783CF <sup>†</sup>	18X3	48	19-11/16	5-3/16	37	106.94
829-784CF <sup>†</sup>	18X4	47- 3/8	19-11/16	5- 3/16	36- 1/8	106.08
829-786CF <sup>†</sup>	18X6	43- 7/8	19-11/16	7- 1/2	31- 5/8	104.71
829-788CF <sup>†</sup>	18X8	39- 5/8	19-11/16	9- 5/8	26- 3/8	100.55
829-790CF <sup>†</sup>	18X10	35- 3/8	19-11/16	11-15/16	21- 1/8	89.53
829-792CF <sup>†</sup>	18X12	29- 5/8	19-11/16	14- 1/8	14- 3/8	76.67
829-794CF <sup>†</sup>	18X14	29- 5/8	19-11/16	15- 1/2	13- 5/8	86.99
829-796CF <sup>†</sup>	18X16	23	19-11/16	17-11/16	6	63.70
829-818CF <sup>†</sup>	20X8	50- 1/4	21- 7/8	9- 5/8	36	155.53
829-826CF <sup>†</sup>	20X16	33- 5/8	21- 7/8	17-11/16	15- 5/8	112.40
829-828CF <sup>†</sup>	20X18	25- 1/2	21- 7/8	19- 7/8	6- 1/2	88.55
829-906CF <sup>†</sup>	24X6	68	26- 1/16	7- 1/2	52- 3/4	251.98
829-918CF <sup>†</sup>	24X18	39	26- 1/16	19- 7/8	18	176.32
829-920CF <sup>†</sup>	24X20	30- 5/8	26- 1/16	22- 1/16	8- 5/8	128.81

<sup>†</sup> Sized with Bushing  
<sup>\*</sup> Fabricated

**Coupling - Eccentric Reducer**

Socket x Socket



Part Number	Size	L	M	M1	N	Approx. Wt. (Lbs.)
829-101CFE <sup>†</sup>	3/4X1/2	3-7/16	1- 3/8	1- 1/8	1-7/16	.07
829-130CFE <sup>†</sup>	1X1/2	4-1/16	1- 5/8	1- 1/8	1-13/16	.11
829-131CFE <sup>†</sup>	1X3/4	4	1- 5/8	1-1/8	1- 3/4	.13
829-168CFE <sup>†</sup>	1-1/4X1	4-5/8	2	1-11/16	1-7/8	.22
829-209CFE <sup>2†</sup>	1-1/2X1/2	8	2- 1/4	1- 1/8	5-1/2	.33
829-210CFE <sup>2†</sup>	1-1/2X3/4	7-15/16	2- 1/4	1- 3/8	5-7/16	.33
829-211CFE <sup>†</sup>	1-1/2X1	5-5/16	2-1/4	1-11/16	2-9/16	.27
829-212CFE <sup>†</sup>	1-1/2X1-1/4	4-9/16	2- 5/16	2- 1/16	1-9/16	.33

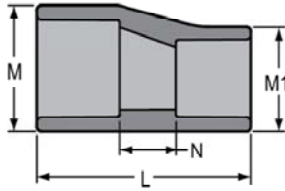


Schedule 80 CPVC Technical  
**Schedule 80 CPVC Fittings**

**Coupling - Eccentric Reducer**

(Continued)

Socket x Socket



Part Number	Size	L	M	M1	N	Approx. Wt. (Lbs.)
829-249CFE*	2X1	6- 1/8	2- 3/4	1-11/16	3- 1/8	.41
829-250CFE*	2X1-1/4	6- 1/8	2- 3/4	2- 1/16	2- 7/8	.40
829-251CFE*	2X1-1/2	5-9/16	2- 3/4	2- 5/16	2-5/16	.48
829-289CFE <sup>2</sup>	2-1/2X1	10-3/8	3-5/16	1-11/16	7-1/8	1.19
829-290CFE <sup>2</sup>	2-1/2X1-1/4	10-3/8	3- 5/16	2- 1/16	6-7/8	1.01
829-291CFE <sup>2</sup>	2-1/2X1-1/2	9-13/16	3- 5/16	2- 5/16	6-5/16	.99
829-292CFE*	2-1/2X2	6-5/8	3- 5/16	2-13/16	2-7/8	.72
829-335CFE <sup>2</sup>	3X1	11- 7/8	3-15/16	1-11/16	8- 3/8	1.21
829-336CFE <sup>2</sup>	3X1-1/4	11- 7/8	3-15/16	2- 1/16	8- 1/8	1.21
829-337CFE <sup>2</sup>	3X1-1/2	11-5/16	3-15/16	2- 5/16	7-9/16	1.31
829-338EC	3X2	5-7/8	4-5/32	2-7/8	2-15/32	1.00
829-338CFE*	3X2	8- 1/8	3-15/16	2-13/16	4- 1/8	1.07
829-339CFE*	3X2-1/2	7- 1/4	4- 1/16	3- 7/16	3	1.12
829-417CFE <sup>3</sup>	4X1	17	5- 1/8	1-11/16	13- 1/2	2.66
829-418CFE <sup>3</sup>	4X1-1/4	17	5- 1/8	2- 1/16	13- 1/4	2.64
829-419CFE <sup>3</sup>	4X1-1/2	16-7/16	5- 1/8	2- 5/16	12-11/16	2.59
829-420CFE <sup>2</sup>	4X2	13- 1/4	5- 1/8	2-13/16	9- 1/4	2.46
829-421CFE <sup>2</sup>	4X2-1/2	12- 3/8	5- 1/8	3- 7/16	8- 1/8	2.62
829-422CFE*	4X3	8- 3/4	5- 1/8	4- 1/8	4- 1/4	1.90
829-490CFE*	5X4	10	6-1/4	5-3/16	4-3/4	3.14
829-528CFE <sup>3</sup>	6X2	20- 7/8	7- 5/16	2-13/16	15- 7/8	5.39
829-529CFE <sup>3</sup>	6X2-1/2	20	7- 5/16	3- 7/16	14- 3/4	5.74
829-530CFE <sup>2</sup>	6X3	16- 3/8	7- 5/16	4- 1/8	10- 7/8	5.03
829-532CFE*	6X4	11- 1/8	7- 5/16	5- 3/16	5- 5/8	3.74
829-533CFE*	6X5	11-1/4	7-3/8	6-5/16	5	4.77
829-578CFE <sup>4</sup>	8X2	30- 5/8	9- 1/2	2-13/16	24- 5/8	12.97
829-580CFE <sup>3</sup>	8X3	26- 1/8	9- 1/2	4- 1/8	19- 5/8	12.51
829-582CFE <sup>2</sup>	8X4	20- 7/8	9- 1/2	5- 3/16	14- 3/8	11.11
829-583CFE <sup>2</sup>	8X5	21	9- 1/2	6- 5/16	13- 3/4	11.51
829-585CFE*	8X6	15- 1/4	9- 1/2	7- 1/2	7- 3/4	9.77
829-624CFE <sup>3</sup>	10X4	32	11- 3/4	5- 3/16	24- 1/2	23.06
829-625CFE <sup>3</sup>	10X5	32- 1/8	11- 3/4	6- 5/16	23- 7/8	23.12
829-626CFE <sup>2</sup>	10X6	26- 1/2	11- 3/4	7- 1/2	18	21.55
829-628CFE*	10X8	18- 1/16	11- 3/4	9- 5/8	8- 9/16	16.14
829-664CFE <sup>4</sup>	12X4	43- 1/2	13-15/16	5- 3/16	35	47.98
829-666CFE <sup>3</sup>	12X6	37- 7/8	13-15/16	7- 1/2	28- 3/8	40.39
829-668CFE <sup>2</sup>	12X8	29- 9/16	13-15/16	9- 5/8	19- 1/16	34.85
829-670CFE*	12X10	20- 5/8	13-15/16	11-15/16	9- 1/8	26.05
829-696CFE <sup>3</sup>	14X6	41- 3/8	15- 3/16	7- 1/2	31- 1/8	45.55

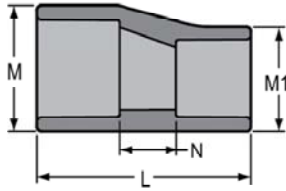
Schedule 80 CPVC Technical  
**Schedule 80 CPVC Fittings**



**Coupling - Eccentric Reducer**

Socket x Socket

(Continued)

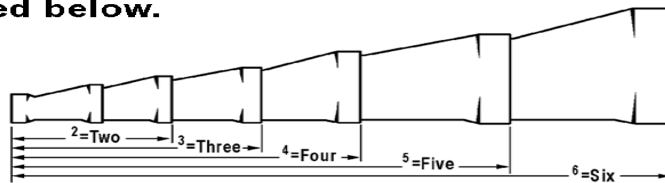


Part Number	Size	L	M	M1	N	Approx. Wt. (Lbs.)
829-698CFE <sup>2*</sup>	14X8	33- 1/16	15- 3/16	9- 5/8	21-13/16	39.31
829-700CFE <sup>*</sup>	14X10	24- 1/8	15- 3/16	11-15/16	11- 7/8	29.93
829-702CFE <sup>*</sup>	14X12	20- 1/8	15- 3/8	14- 1/8	6- 7/8	35.17
829-756CFE <sup>4*</sup>	16X6	54- 1/4	17- 1/2	7- 1/2	43	81.83
829-758CFE <sup>3*</sup>	16X8	45-15/16	17- 1/2	9- 5/8	33-11/16	86.98
829-760CFE <sup>2*</sup>	16X10	37	17- 1/2	11-15/16	23- 3/4	67.18
829-762CFE <sup>2*</sup>	16X12	33	17- 1/2	14- 1/8	18- 3/4	71.77
829-764CFE <sup>*</sup>	16X14	24- 5/8	17- 1/2	15- 1/2	9- 5/8	59.26
829-786CFE <sup>5*</sup>	18X6	69- 1/4	19-11/16	7- 1/2	57	59.26
829-788CFE <sup>4*</sup>	18X8	60-15/16	19-11/16	9- 5/8	47-11/16	148.97
829-790CFE <sup>3*</sup>	18X10	52	19-11/16	11-15/16	37- 3/4	138.73
829-792CFE <sup>3*</sup>	18X12	48	19-11/16	14- 1/8	32- 3/4	139.09
829-794CFE <sup>2*</sup>	18X14	39- 5/8	19-11/16	15- 1/2	23- 5/8	111.05
829-796CFE <sup>*</sup>	18X16	28- 5/8	19-11/16	17-11/16	11- 5/8	85.64

\* Fabricated

**Eccentric Reducer Coupling Footnotes**  
**Multi-Step Configurations**

The number after the part number denotes steps listed below.



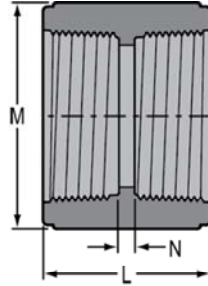
**Example: 829-582CFE<sup>2</sup> (<sup>2</sup> = 2 Step)**



Schedule 80 CPVC Technical  
**Schedule 80 CPVC Fittings**

**Coupling**

Fipt x Fipt

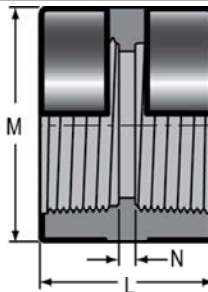


Part Number	Size	L	M	N	Approx. Wt. (Lbs.)
830-002C	1/4	1-11/32	13/16	5/32	.02
830-003C	3/8	1-15/32	1	9/32	.03
830-005C	1/2	1- 5/8	1- 9/32	1/4	.07
830-007C	3/4	1-11/16	1- 5/8	3/32	.09
830-010C	1	2- 3/32	1-15/16	1/8	.15
830-012C	1-1/4	2- 3/16	2- 9/32	3/16	.22
830-015C	1-1/2	2- 7/32	2- 5/8	3/16	.29
830-020C	2	2- 7/32	3	7/32	.35
830-025C	2-1/2	3- 5/16	3- 9/16	1/8	.71
830-030C	3	3-15/32	4- 3/8	21/32	1.12
830-040C	4	3-21/32	5- 9/16	3/16	1.61
830-060CF*	6	3- 3/4	7- 3/16	3/4	1.76
830-080CF*	8	4-1/2	9-3/8	1-1/16	3.32

\* Fabricated

**Coupling - Special Reinforced**

SR Fipt x SR Fipt - Stainless Steel Collar



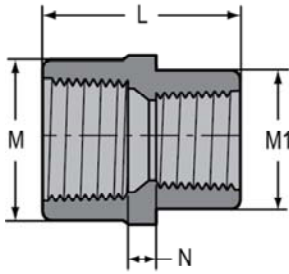
Part Number	Size	L	M	N	Approx. Wt. (Lbs.)
830-005CSR	1/2	1-19/32	1- 7/32	9/32	.06
830-007CSR	3/4	1- 5/8	1- 3/8	1/8	.07
830-010CSR	1	1-15/16	1-23/32	1/16	.12
830-012CSR	1-1/4	2- 1/16	2- 1/16	5/16	.17
830-015CSR	1-1/2	2- 5/32	2- 7/16	11/32	.25
830-020CSR	2	2- 1/4	3- 1/32	1/4	.39

Schedule 80 CPVC Technical  
**Schedule 80 CPVC Fittings**



**Coupling - Reducer**

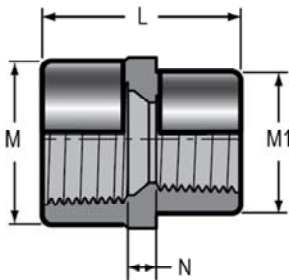
Fipt x Fipt



Part Number	Size	L	M	M1	N	Approx. Wt. (Lbs.)
830-072C	1/2X1/4	1-31/32	1-5/16	1-5/32	5/8	.08
830-073C	1/2X3/8	1-29/32	1-7/32	1-7/32	19/32	.08
830-101C	3/4X1/2	1-23/32	1- 3/8	1- 7/32	7/32	.06

**Coupling - Special Reinforced Reducer**

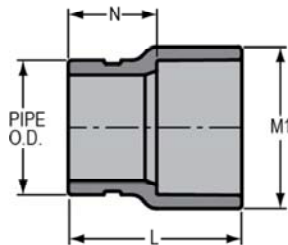
SR Fipt x SR Fipt - Stainless Steel Collar



Part Number	Size	L	M	M1	N	Approx. Wt. (Lbs.)
830-101CSR	3/4X1/2	1-3/4	1- 3/8	1- 7/32	1/4	.08
830-130CSR	1X1/2	2- 1/4	1-23/32	1- 7/32	21/32	.17
830-131CSR	1X3/4	2-13/32	1-23/32	1- 3/8	23/32	.16
830-210CSR	1-1/2X3/4	2- 7/8	2- 7/16	1- 3/8	1- 7/32	.30
830-211CSR	1-1/2X1	2-15/16	2- 7/16	1-11/16	7/16	.32
830-212CSR	1-1/2X1-1/4	2- 7/8	2- 1/2	2- 3/32	15/16	.34
830-249CSR	2X1	3- 3/16	3	1-23/32	1-17/32	.48
830-251CSR	2X1-1/2	3- 1/4	3	2- 7/16	1- 7/16	.52

**Grooved Coupling Adapter**

Groove x Socket



Part Number	Size	L	M1	N	Approx. Wt. (Lbs.)
833-012C	1-1/4	2-13/16	2- 1/16	1- 9/16	.16
833-015C	1-1/2	2-29/32	2-11/32	1- 1/2	.19
833-020C	2	3- 1/16	2- 7/8	1- 9/16	.29
833-025C	2-1/2	3- 3/8	3- 1/2	1- 5/8	.52
833-030C	3	3- 9/16	4- 3/16	1-11/16	.72
833-040C	4	4-17/32	5- 1/4	2- 9/32	1.37
833-050CF <sup>+</sup>	5	7	6- 5/16	4	2.77

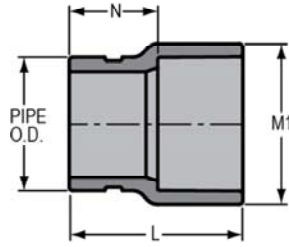


Schedule 80 CPVC Technical  
**Schedule 80 CPVC Fittings**

**Grooved Coupling Adapter**

Groove x Socket

(Continued)

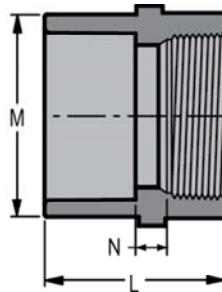


Part Number	Size	L	M1	N	Approx. Wt. (Lbs.)
833-060C	6	5- 5/16	7- 9/16	2- 5/16	2.99
833-080CF*	8	8- 3/16	9- 5/8	3-15/16	6.59
833-100CF*	10	9- 7/8	11-15/16	4- 5/8	10.90
833-120CF*	12	10- 7/8	14- 1/8	4- 5/8	19.87

\* Fabricated

**Female Adapter**

Socket x Fipt



Part Number	Size	L	M	N	Approx. Wt. (Lbs.)
835-002C	1/4	1-11/32	27/32	3/32	.02
835-003C	3/8	1-15/32	1	3/32	.03
835-098C	3/4X1/4	1-15/16	1-13/32	13/32	.06
835-005C	1/2	1-23/32	1- 5/32	1/8	.06
835-007C	3/4	1-27/32	1-13/32	3/32	.08
835-010C	1	2-1/4	1-3/4	3/32	.13
835-012C	1-1/4	2- 5/16	2- 3/32	3/32	.16
835-015C	1-1/2	2- 1/2	2-11/32	3/32	.20
835-020C	2	2-11/16	3	1/4	.41
835-025C	2-1/2	3- 1/4	3- 9/16	7/32	.72
835-030C	3	3-15/32	4- 1/4	3/16	.76
835-040C	4	3-31/32	5- 7/32	1/4	1.62
835-060C	6	4-31/32	7-21/32	5/16	3.22
835-080C	8	6- 5/32	9-23/32	1/4	5.39
835-080CF*	8	8- 9/16	9- 5/8	2- 9/16	6.89
835-100CF*	10	10- 1/4	11-15/16	3	11.58
835-120CF*	12	11-1/2	14- 1/8	3	17.62

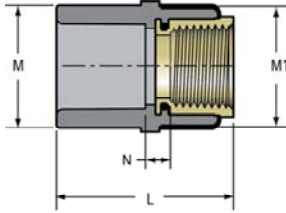
\* Fabricated

Schedule 80 CPVC Technical  
**Schedule 80 CPVC Fittings**



**Female Adapter - Brass Transition**

Socket x Fipt With Brass Thread Insert

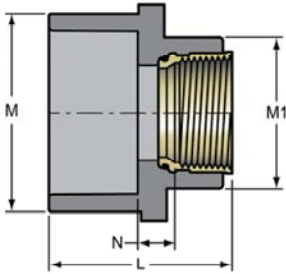


Part Number	Size	L	M	M1	N	Approx. Wt. (Lbs.)
835-005CBR	1/2	1-25/32	1- 5/32	1- 7/32	5/8	.12
835-007CBR	3/4	2	1-13/32	1- 3/8	3/8	.15
835-010CBR	1	2- 7/32	1- 3/4	1-11/16	13/32	.24
835-012CBR	1-1/4	2- 3/8	2- 3/32	2- 1/16	3/8	.34
835-015CBR	1-1/2	2-17/32	2-13/32	2- 7/16	13/32	.46
835-020CBR	2	2-25/32	2- 7/8	3- 3/16	7/16	1.03

Not intended to convey or dispense water for human consumption through drinking or cooking

**Female Adapter - Brass Transition Reducing**

Socket x Fipt With Brass Thread Insert



Part Number	Size	L	M	M1	N	Approx. Wt. (Lbs.)
835-101CBR	3/4X1/2	2- 1/32	1- 7/16	1- 3/16	15/32	.13

Not intended to convey or dispense water for human consumption through drinking or cooking

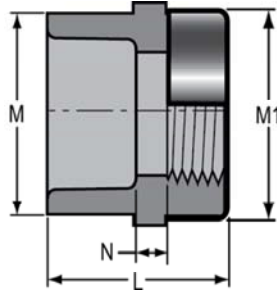




Schedule 80 CPVC Technical  
**Schedule 80 CPVC Fittings**

**Female Adapter -  
 Special Reinforced**

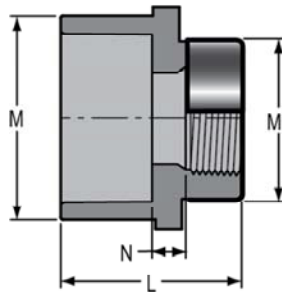
Socket x SR Fipt - Stainless Steel Collar



Part Number	Size	L	M	M1	N	Approx. Wt. (Lbs.)
835-002CSR	1/4	1-13/32	27/32	27/32	3/32	.03
835-003CSR	3/8	1-15/32	15/16	31/32	3/32	.03
835-005CSR	1/2	1-23/32	1- 5/32	1- 3/16	3/32	.06
835-007CSR	3/4	1- 7/8	1-13/32	1- 3/8	3/32	.08
835-010CSR	1	2- 1/8	1-23/32	1-11/16	3/32	.12
835-012CSR	1-1/4	2- 5/16	2- 3/32	2- 1/16	3/32	.24
835-015CSR	1-1/2	2- 7/16	2-13/32	2- 7/16	7/32	.28
835-020CSR	2	2-23/32	3	3- 1/32	1/4	.45
835-025CSR	2-1/2	3- 1/4	3- 9/16	3- 9/16	11/32	.72
835-030CSR	3	3- 1/2	4- 1/4	4- 9/32	7/32	1.01
835-040CSR	4	3-31/32	5- 7/32	5- 1/4	7/32	1.35
835-060CSR	6	4-31/32	7- 5/8	7-21/32	1/4	3.16

**Female Adapter - Special  
 Reinforced Reducing**

Socket x SR Fipt - Stainless Steel Collar



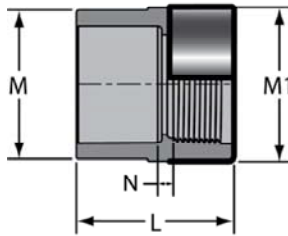
Part Number	Size	L	M	M1	N	Approx. Wt. (Lbs.)
835-074CSR	1/2X3/4	1- 3/4	1- 3/16	1- 3/8	7/32	.07
835-098CSR	3/4X1/4	1-15/16	1-13/32	27/32	13/32	.06
835-101CSR	3/4X1/2	1- 7/8	1- 3/8	1- 3/16	3/16	.07
835-102CSR	3/4X1	2- 1/16	1- 7/16	1-11/16	7/32	.12
835-130CSR	1X1/2	2	1-11/16	1- 3/16	7/32	.10
835-131CSR	1X3/4	2- 3/32	1- 3/4	1- 3/8	1/4	.12

Schedule 80 CPVC Technical  
**Schedule 80 CPVC Fittings**



**Female Adapter - Encapsulated  
 Special Reinforced**

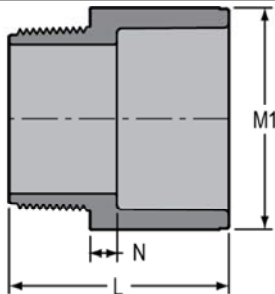
Socket x ESR Fipt



Part Number	Size	L	M	M1	N	Approx. Wt. (Lbs.)
835-002CESR	1/4	1- 1/2	27/32	29/32	3/32	.03
835-003CESR	3/8	1-17/32	15/16	1- 1/32	3/16	.04
835-005CESR	1/2	1- 7/8	1- 3/16	1- 9/32	9/32	.07
835-007CESR	3/4	2	1-13/32	1-15/32	1/8	.09
835-010CESR	1	2- 1/4	1- 3/4	1-13/16	1/8	.14
835-012CESR	1-1/4	2- 7/16	2- 1/8	2- 5/32	3/16	.26
835-015CESR	1-1/2	2- 9/16	2-13/32	2- 1/2	1/4	.31
835-020CESR	2	2-27/32	3	3- 3/32	13/32	.48

**Male Adapter**

Mipt x Socket



Part Number	Size	L	M1	N	Approx. Wt. (Lbs.)
836-005C	1/2	1-23/32	1- 5/32	3/16	.04
836-007C	3/4	1-27/32	1- 7/16	7/32	.06
836-102C	3/4X1	2- 9/32	1- 3/4	17/32	.10
836-131C	1X3/4	2- 1/16	1-13/32	1/4	.12
836-010C	1	2- 5/32	1-23/32	7/32	.10
836-012C	1-1/4	2- 1/4	2- 1/8	9/32	.15
836-015C	1-1/2	2-9/16	2- 13/32	9/32	.19
836-020C	2	2- 7/8	2- 7/8	5/16	.30
836-025C	2-1/2	3-21/32	3-17/32	11/32	.53
836-030C	3	3- 7/8	4- 1/4	3/8	.77
836-040C	4	4-13/32	5- 5/16	13/32	1.18
836-050CF*	5	6	6-5/16	1-5/8	2.71
836-060C	6	5- 1/2	7- 9/16	19/32	3.03
836-060CF*	6	6-1/2	7-1/2	1-13/16	3.92
836-080CF*	8	8- 3/16	9- 5/8	2- 3/16	6.67
836-100CF*	10	10- 3/8	11-15/16	3- 3/16	11.27
836-120CF*	12	11- 1/8	14- 1/8	2- 3/4	22.93

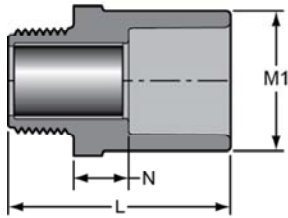
\* Fabricated



Schedule 80 CPVC Technical  
**Schedule 80 CPVC Fittings**

**Male Adapter -  
 Internal Reinforced**

R Mipt x Socket - Stainless Steel Sleeve  
 NSF® Certified Lead Free

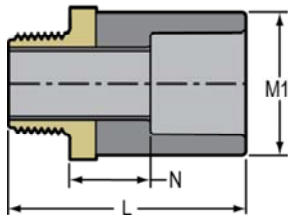


Part Number	Size	L	M1	N	Approx. Wt. (Lbs.)
836-005CR	1/2	2- 3/32	1- 5/32	9/16	.05
836-007CR	3/4	2- 1/4	1- 3/8	9/16	.08
836-010CR	1	2-21/32	1-23/32	11/16	.15
836-012CR	1-1/4	2-15/16	2-1/8	5/8	.17
836-015CR	1-1/2	3-3/16	2- 3/8	3/4	.15
836-020CR	2	3-11/32	2-7/8	3/4	.30



**Male Adapter - CPVC Lined  
 Brass Transition**

Brass Mipt x Socket  
 NSF® Certified Lead Free



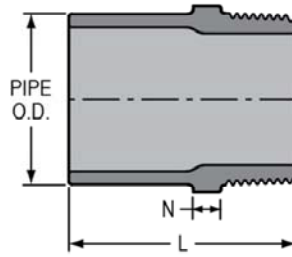
Part Number	Size	L	M1	N	Approx. Wt. (Lbs.)
836-005CBR	1/2	2-13/32	1- 9/32	27/32	.20
836-007CBR	3/4	2-17/32	1-13/32	13/16	.26
836-010CBR	1	2-15/16	1-23/32	29/32	.50
836-012CBR	1-1/4	3- 1/8	2- 3/32	31/32	.66
836-015CBR	1-1/2	3- 9/32	2-11/32	1	.80
836-020CBR	2	3- 7/16	2-27/32	31/32	1.07

Schedule 80 CPVC Technical  
**Schedule 80 CPVC Fittings**



**Male Spigot Adapter**

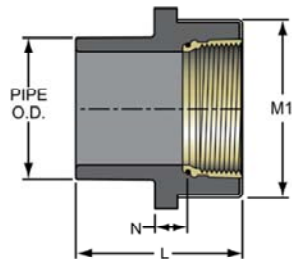
Spigot x Mipt



Part Number	Size	L	N	Approx. Wt. (Lbs.)
861-005C	1/2	1-13/16	5/16	.03
861-007C	3/4	1-31/32	5/16	.04
861-010C	1	2- 3/32	1/4	.07
861-131C	1X3/4	2	1/4	.07
861-012C	1-1/4	2- 9/32	1/8	.12
861-015C	1-1/2	2- 5/8	11/32	.14
861-020C	2	2-13/16	13/32	.24

**Female Spigot Adapter - Brass Transition**

Spigot x Fipt With Brass Thread Insert

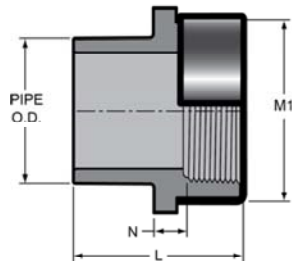


Part Number	Size	L	M1	N	Approx. Wt. (Lbs.)
878-010CBR	1	2-9/32	1-23/32	13/32	.22

Not intended to convey or dispense water for human consumption through drinking or cooking

**Female Spigot Adapter - Special Reinforced**

Spigot x SR Fipt - Stainless Steel Collar



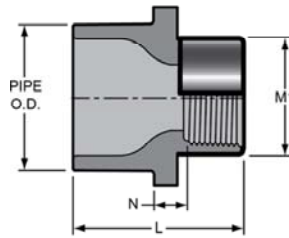
Part Number	Size	L	M1	N	Approx. Wt. (Lbs.)
878-005CSR	1/2	1- 3/4	1- 3/16	5/32	.05
878-007CSR	3/4	1-15/16	1- 3/8	3/16	.07
878-010CSR	1	2- 1/4	1-11/16	7/32	.12
878-012CSR	1-1/4	2-15/32	2- 1/16	1/4	.18
878-015CSR	1-1/2	2-21/32	2- 7/16	13/32	.26
878-020CSR	2	2-13/16	3	3/8	.40
878-030CSR	3	3-27/32	4- 9/32	5/16	.96
878-040CSR	4	4- 3/8	5- 1/4	5/8	1.42



Schedule 80 CPVC Technical  
**Schedule 80 CPVC Fittings**

**Female Spigot Adapter -  
 Special Reinforced Reducing**

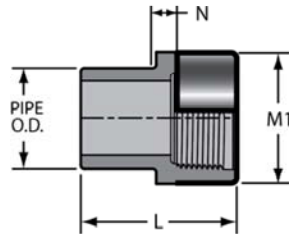
Spigot x SR Fipt - Stainless Steel Collar



Part Number	Size	L	M1	N	Approx. Wt. (Lbs.)
878-072CSR	1/2X1/4	1-13/32	27/32	3/16	.03
878-098CSR	3/4X1/4	1-27/32	27/32	7/32	.05
878-128CSR	1X1/4	2- 3/8	27/32	21/32	.08

**Female Spigot Adapter -  
 Encapsulated Special Reinforced**

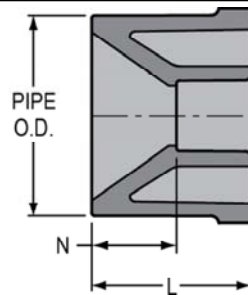
Spigot x ESR Fipt



Part Number	Size	L	M1	N	Approx. Wt. (Lbs.)
878-005CESR	1/2	1- 7/8	1- 9/32	3/16	.06
878-007CESR	3/4	2- 1/16	1-15/32	3/8	.09
878-010CESR	1	2- 3/8	1-25/32	11/32	.14
878-012CESR	1-1/4	2-19/32	2- 5/32	5/16	.20
878-015CESR	1-1/2	2- 3/4	2- 1/2	13/32	.29
878-020CESR	2	2-15/16	3- 3/32	5/16	.43

**Reducer Bushing  
 Flush Style**

Spigot x Socket



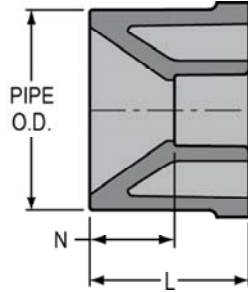
Part Number	Size	L	N	Approx. Wt. (Lbs.)
837-052C	3/8X1/4	31/32	5/16	.01
837-072C	1/2X1/4	1- 3/32	13/32	.02
837-073C	1/2X3/8	1- 1/8	11/32	.01
837-101C	3/4X1/2	1- 7/32	11/32	.02
837-129C <sup>1</sup>	1X3/8	1- 5/8	27/32	.08
837-130C	1X1/2	1-3/8	1/2	.06
837-131C	1X3/4	1-11/32	5/16	.03
837-166C	1-1/4X1/2	1- 1/2	5/8	.12
837-167C	1-1/4X3/4	1- 1/2	1/2	.09

Schedule 80 CPVC Technical  
**Schedule 80 CPVC Fittings**



**Reducer Bushing  
 Flush Style**

Spigot x Socket



(Continued)

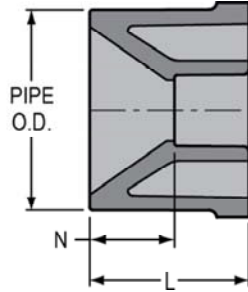
Part Number	Size	L	N	Approx. Wt. (Lbs.)
837-168C	1-1/4X1	1-19/32	15/32	.06
837-209C	1-1/2X1/2	1-23/32	13/16	.15
837-210C	1-1/2X3/4	1- 5/8	5/8	.16
837-211C	1-1/2X1	1- 9/16	13/32	.12
837-212C	1-1/2X1-1/4	1- 9/16	9/32	.06
837-247C	2X1/2	1-29/32	1	.29
837-248C	2X3/4	1-29/32	21/32	.27
837-249C	2X1	1-25/32	5/8	.24
837-250C	2X1-1/4	1-11/16	7/16	.20
837-251C	2X1-1/2	1- 3/4	11/32	.15
837-289C	2-1/2X1	2- 1/32	29/32	.39
837-290C	2-1/2X1-1/4	2- 5/32	13/32	.40
837-291C	2-1/2X1-1/2	2- 5/32	3/4	.40
837-292C	2-1/2X2	2-1/4	3/4	.29
837-333C	3X1/2	2-3/16	1-5/16	.64
837-334C <sup>1</sup>	3X3/4	2- 9/16	1-17/32	.70
837-335C	3X1	2- 9/32	1- 1/8	.66
837-336C	3X1-1/4	2- 1/4	1	.70
837-337C	3X1-1/2	2- 9/32	7/8	.66
837-338C	3X2	2-7/32	9/16	.63
837-339C	3X2-1/2	2-7/32	7/16	.40
837-419C	4X1-1/2	2-19/32	1-3/16	1.07
837-420C	4X2	2-21/32	1- 5/32	1.10
837-421C	4X2-1/2	2-17/32	25/32	1.07
837-422C	4X3	2- 9/16	11/16	.85
837-490C	5X4	2-31/32	23/32	1.35
837-525C <sup>1</sup>	6X1	3-31/32	2-13/16	3.25
837-528C	6X2	3-17/32	2- 1/32	3.00
837-529C <sup>1</sup>	6X2-1/2	3-29/32	2- 5/32	3.46
837-530C	6X3	3-17/32	2- 1/8	3.05
837-532C	6X4	3- 9/16	1- 1/4	2.90
837-533CF <sup>+</sup>	6X5	3	3/8	1.75
837-534C	6X5	3-17/32	7/8	2.05
837-578C <sup>1</sup>	8X2	4-15/16	3- 3/8	6.63
837-580C <sup>1</sup>	8X3	5- 1/8	3- 1/4	6.39
837-582C	8X4	4- 1/2	2- 1/4	5.53
837-585C	8X6	4- 3/8	1- 3/8	5.36
837-624C <sup>1</sup>	10X4	6	3- 3/4	13.30
837-626C	10X6	5- 5/16	2-5/16	10.39
837-628C	10X8	5-11/32	1-5/16	10.55
837-666CF <sup>+</sup>	12X6	6- 7/16	3- 3/8	20.72
837-668C	12X8	6- 7/8	2- 7/16	18.48
837-670CF <sup>+</sup>	12X10	6	1	12.31



Schedule 80 CPVC Technical  
**Schedule 80 CPVC Fittings**

**Reducer Bushing  
 Flush Style**

Spigot x Socket



(Continued)

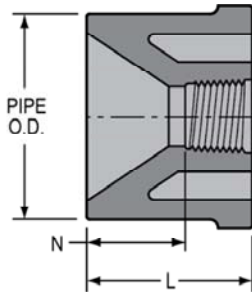
Part Number	Size	L	N	Approx. Wt. (Lbs.)
837-696CF*	14X6	7-7/8	4-13/16	26.63
837-698CF*	14X8	7- 1/2	3- 7/16	28.81
837-700CF*	14X10	7	2	22.64
837-702CF*	14X12	7	1	10.33
837-756CF*	16X6	8-7/8	5-13/16	47.20
837-758CF*	16X8	8- 1/2	4- 7/16	42.24
837-760CF*	16X10	8	3	42.68
837-762CF*	16X12	8	2	31.01
837-764CF*	16X14	8	1	20.03
837-788CF*	18X8	9- 1/2	5- 7/16	75.85
837-796CF*	18X16	9	1	27.00

<sup>†</sup> Sized with Bushing

\* Fabricated

**Reducer Bushing  
 Flush Style**

Spigot x Fipt



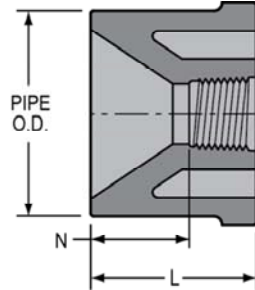
Part Number	Size	L	N	Approx. Wt. (Lbs.)
838-052C	3/8X1/4	31/32	3/8	.01
838-071C	1/2X1/8	1	9/16	.02
838-072C	1/2X1/4	1	7/8	.01
838-073C	1/2X3/8	1- 3/32	17/32	.01
838-098C	3/4X1/4	1- 7/32	5/8	.04
838-099C	3/4X3/8	1- 1/4	21/32	.03
838-101C	3/4X1/2	1-7/32	15/32	.02
838-129C	1X3/8	1-13/32	19/32	.06
838-130C	1X1/2	1-11/32	21/32	.06
838-131C	1X3/4	1- 3/8	21/32	.05
838-166C	1-1/4X1/2	1-17/32	3/4	.11
838-167C	1-1/4X3/4	1- 7/16	23/32	.09
838-168C	1-1/4X1	1-17/32	5/8	.09
838-207C	1-1/2X1/4	1- 9/16	1- 3/16	.14
838-209C	1-1/2X1/2	1-11/16	31/32	.16
838-210C	1-1/2X3/4	1- 9/16	27/32	.14
838-211C	1-1/2X1	1-23/32	13/16	.15
838-212C	1-1/2X1-1/4	1- 1/2	9/16	.10

Schedule 80 CPVC Technical  
**Schedule 80 CPVC Fittings**



**Reducer Bushing  
 Flush Style**

Spigot x Fipt

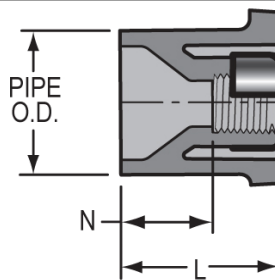


(Continued)

Part Number	Size	L	N	Approx. Wt. (Lbs.)
838-247C	2X1/2	1-29/32	1- 5/32	.27
838-248C	2X3/4	1- 7/8	1- 5/32	.26
838-249C	2X1	1-29/32	1	.26
838-250C	2X1-1/4	1-19/32	21/32	.25
838-251C	2X1-1/2	1- 9/16	5/8	.20
838-287C	2-1/2X1/2	2- 3/8	1-21/32	.45
838-288C	2-1/2X3/4	2- 7/16	1- 5/8	.48
838-289C	2-1/2X1	2- 5/32	1- 1/4	.41
838-290C	2-1/2X1-1/4	2-13/32	1- 3/8	.45
838-291C	2-1/2X1-1/2	2- 3/8	1-13/32	.51
838-292C	2-1/2X2	2- 1/16	1- 1/16	.26
838-334C	3X3/4	2- 9/32	1- 1/2	.62
838-335C	3X1	2- 9/32	1-11/32	.61
838-336C	3X1-1/4	2- 1/4	1- 3/8	.61
838-337C	3X1-1/2	2- 1/4	1- 5/8	.59
838-338C	3X2	2- 3/16	1- 7/32	.57
838-339C	3X2-1/2	2- 3/8	3/4	.50
838-420C	4X2	2-11/16	1-21/32	1.19
838-421C	4X2-1/2	2-21/32	1- 1/16	1.10
838-422C	4X3	2- 5/8	1	.84
838-528C	6X2	3-1/4	2-9/32	2.77
838-530C	6X3	3-17/32	2- 1/8	3.14
838-532C	6X4	3-17/32	2- 1/32	2.79

**Reducer Bushing -  
 Special Reinforced**

Spigot x SR Fipt - Stainless Steel Collar



Part Number	Size	L	N	Approx. Wt. (Lbs.)
838-128CSR	1X1/4	1-13/32	25/32	.08
838-207CSR	1-1/2X1/4	1- 9/16	1	.14
838-209CSR	1-1/2X1/2	1-23/32	31/32	.17
838-210CSR	1-1/2X3/4	1- 9/16	13/16	.16
838-247CSR	2X1/2	1-29/32	1- 5/32	.28
838-248CSR	2X3/4	1-29/32	1- 5/32	.27
838-249CSR	2X1	1- 7/8	31/32	.28
838-334CSR	3X3/4	2- 9/32	1-17/32	.62

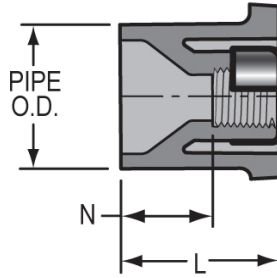




Schedule 80 CPVC Technical  
**Schedule 80 CPVC Fittings**

**Reducer Bushing -  
 Special Reinforced**

Spigot x SR Fipt - Stainless Steel Collar

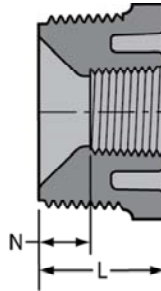


(Continued)

Part Number	Size	L	N	Approx. Wt. (Lbs.)
838-335CSR	3X1	2- 9/32	1-11/32	.63
838-336CSR	3X1-1/4	2- 1/4	1- 5/16	.63
838-337CSR	3X1-1/2	2- 1/4	1- 3/8	.64
838-528CSR	6X2	3- 1/2	2- 9/16	2.73
838-530CSR	6X3	3-17/32	2- 1/8	3.07
838-532CSR	6X4	3-27/32	2	2.75

**Reducer Bushing (T.T.) Flush  
 Style**

Mipt x Fipt



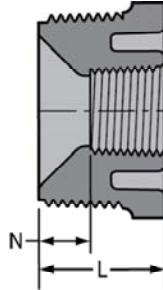
Part Number	Size	L	N	Approx. Wt. (Lbs.)
839-041C	1/4X1/8	23/32	11/32	.01
839-052C	3/8X1/4	13/16	1/8	.01
839-072C	1/2X1/4	29/32	9/32	.01
839-073C	1/2X3/8	15/16	11/32	.01
839-098C	3/4X1/4	1- 1/32	7/16	.03
839-099C	3/4X3/8	1- 1/32	7/16	.03
839-101C	3/4X1/2	15/16	3/16	.01
839-128C	1X1/4	1- 1/8	17/32	.06
839-129C	1X3/8	1- 7/32	5/8	.05
839-130C	1X1/2	1- 1/16	5/16	.05
839-131C	1X3/4	1- 1/8	13/32	.04
839-166C	1-1/4X1/2	1- 5/16	9/16	.09
839-167C	1-1/4X3/4	1- 9/32	9/16	.08
839-168C	1-1/4X1	1- 9/32	1- 1/32	.06
839-209C	1-1/2X1/2	1-11/32	19/32	.12
839-210C	1-1/2X3/4	1-11/32	19/32	.12
839-211C	1-1/2X1	1-11/32	13/32	.10
839-212C	1-1/2X1-1/4	1-11/32	13/32	.06
839-247C	2X1/2	1- 3/8	21/32	.18
839-248C	2X3/4	1- 3/8	5/8	.18
839-249C	2X1	1- 3/8	15/32	.18
839-250C	2X1-1/4	1- 3/8	7/16	.16
839-251C	2X1-1/2	1- 3/8	13/32	.12
839-292C	2-1/2X2	1-29/32	7/8	.22
839-337C	3X1-1/2	1-15/16	29/32	.52

Schedule 80 CPVC Technical  
**Schedule 80 CPVC Fittings**



**Reducer Bushing (T.T.) Flush Style**

Mipt x Fipt

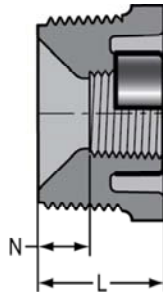


(Continued)

Part Number	Size	L	N	Approx. Wt. (Lbs.)
839-338C	3X2	1-15/16	15/16	.46
839-339C	3X2-1/2	1-15/16	5/8	.38
839-420C	4X2	2- 1/8	1- 1/8	.86
839-422C	4X3	2- 1/8	1/2	.74
839-532C	6X4	3-17/32	1-13/16	3.05

**Reducer Bushing - Special Reinforced Reducing Flush Style**

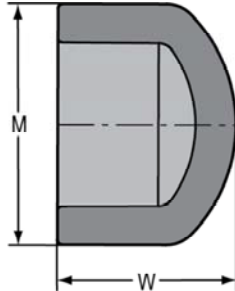
Mipt x SR Fipt - Stainless Steel Collar



Part Number	Size	L	N	Approx. Wt. (Lbs.)
839-209CSR	1-1/2X1/2	1-11/32	19/32	.12
839-210CSR	1-1/2X3/4	1-11/32	19/32	.12
839-247CSR	2X1/2	1- 3/8	21/32	.18
839-248CSR	2X3/4	1- 3/8	5/8	.18
839-249CSR	2X1	1- 3/8	15/32	.20
839-420CSR	4X2	2- 1/8	1- 1/8	.90

**Cap**

Socket



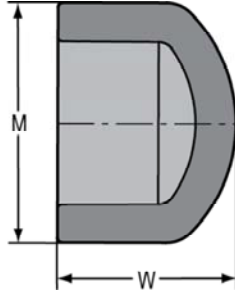
Part Number	Size	M	W	Approx. Wt. (Lbs.)
847-002C	1/4	13/16	15/16	.01
847-003C	3/8	31/32	1- 1/8	.02
847-005C	1/2	1- 3/16	1- 7/32	.03
847-007C	3/4	1- 3/8	1-13/32	.04
847-010C	1	1-23/32	1- 5/8	.08
847-012C	1-1/4	2- 3/32	1-27/32	.12
847-015C	1-1/2	2-11/32	2	.17



Schedule 80 CPVC Technical  
**Schedule 80 CPVC Fittings**

**Cap**  
 Socket

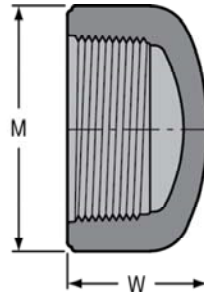
(Continued)



Part Number	Size	M	W	Approx. Wt. (Lbs.)
847-020C	2	2-27/32	2- 9/32	.26
847-025C	2-1/2	3-17/32	2- 5/8	.46
847-030C	3	4- 5/32	3- 1/32	.73
847-040C	4	5- 1/4	3-19/32	1.20
847-060C	6	7- 1/2	4- 7/8	3.42
847-080C	8	9-23/32	7- 3/16	6.93
847-100CF*	10	12- 1/4	5-15/16	7.48
847-120CF*	12	14- 1/4	7- 1/8	12.11
847-140CF*	14	15- 1/2	7- 3/8	14.71
847-160CF*	16	17- 7/8	9	24.00
847-180CF*	18	19-15/16	9-1/4	28.87
847-200CF*	20	22	14-1/4	45.81

\* Fabricated

**Cap**  
 Fipt



Part Number	Size	M	W	Approx. Wt. (Lbs.)
848-002C	1/4	29/32	15/16	.01
848-003C	3/8	31/32	29/32	.01
848-005C	1/2	1- 3/16	1- 1/16	.03
848-007C	3/4	1- 3/8	1- 7/32	.04
848-010C	1	1-27/32	1- 7/16	.10
848-012C	1-1/4	2- 7/32	1-17/32	.15
848-015C	1-1/2	2-17/32	1- 5/8	.20
848-020C	2	3- 5/32	1-25/32	.29
848-025C	2-1/2	3- 5/8	2- 7/16	.58
848-030C	3	4- 3/8	2- 7/16	.77
848-040C	4	5- 7/16	3- 1/16	1.37
848-080CF*	8	9-3/8	4-3/8	3.76

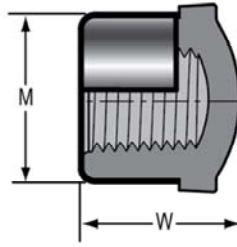
\* Fabricated

Schedule 80 CPVC Technical  
**Schedule 80 CPVC Fittings**



**Cap - Special Reinforced**

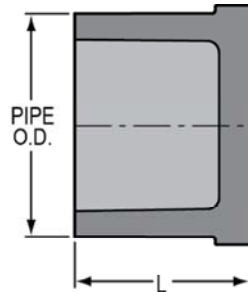
SR Fipt - Stainless Steel Collar



Part Number	Size	M	W	Approx. Wt. (Lbs.)
848-002CSR	1/4	27/32	27/32	.01
848-003CSR	3/8	31/32	29/32	.02
848-005CSR	1/2	1-3/16	1-1/16	.04
848-007CSR	3/4	1-3/8	1-3/32	.05
848-030CSR	3	4-9/32	2-7/16	.84

**Plug**

Spigot



Part Number	Size	L	Approx. Wt. (Lbs.)
849-005C	1/2	1-1/8	.03
849-007C	3/4	1-1/4	.03
849-010C	1	1-3/8	.06
849-012C	1-1/4	1-17/32	.10
849-015C	1-1/2	1-11/16	.14
849-020C	2	1-7/8	.22
849-025CF <sup>4*</sup>	2-1/2	5-3/8	1.12
849-030CF <sup>4*</sup>	3	5-5/8	1.55
849-040CF <sup>4*</sup>	4	6-1/2	2.66
849-060CF <sup>4*</sup>	6	9	6.75
849-080CF <sup>4*</sup>	8	12	13.50
849-100CF <sup>4*</sup>	10	11-15/16	17.99
849-120CF <sup>4*</sup>	12	14-1/8	28.85

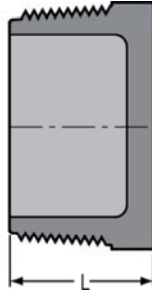
<sup>4</sup> Plug fabricated using Cap and pipe spigot.  
<sup>\*</sup> Fabricated



Schedule 80 CPVC Technical  
**Schedule 80 CPVC Fittings**

**Plug**

Mipt



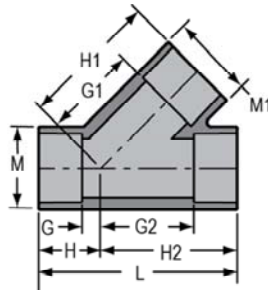
Part Number	Size	L	Approx. Wt. (Lbs.)
850-002C	1/4	23/32	.01
850-003C	3/8	13/16	.01
850-005C	1/2	13/16	.01
850-007C	3/4	7/8	.02
850-010C	1	1- 1/16	.05
850-012C	1-1/4	1- 9/32	.07
850-015C	1-1/2	1-11/32	.10
850-020C	2	1- 3/8	.16
850-025C	2-1/2	1-25/32	.29
850-030C	3	1- 7/8	.45
850-040C	4	2- 3/32	.81
850-060C	6	2- 3/32	1.79
850-080C	8	2-3/8	3.61
850-080CF <sup>4*</sup>	8	8- 5/8	12.18
850-100CF <sup>4*</sup>	10	8- 7/16	13.76

<sup>4</sup> Plug fabricated using Cap and threaded pipe.  
<sup>\*</sup> Fabricated

**Wye**

Socket x Socket x Socket

1/2" - 2" - 235 psi Maximum Internal Pressure Rating @ 73°F (23°C), 2-1/2" - 6" - 150 psi Maximum Internal Pressure Rating @ 73°F (23°C), 8" - Larger & All Fabricated Sizes - 80 psi Maximum Internal Pressure Rating @ 73°F (23°C)



Part Number	Size	G	G1	G2	H	H1	H2	L	M	M1	Approx. Wt. (Lbs.)
875-005C	1/2	1/4	1-3/16	1-3/16	1- 1/8	2- 1/16	2-1/16	3- 3/16	1- 5/32	1- 5/32	.12
875-007C	3/4	5/16	1- 3/8	1- 3/8	1- 5/16	2- 3/8	2- 3/8	3-23/32	1- 3/8	1- 3/8	.19
875-010C	1	5/16	1- 3/4	1- 3/4	1- 7/16	2-29/32	2- 7/8	4-11/32	1-11/16	1-11/16	.32
875-012C	1-1/4	13/32	2- 5/32	2- 5/32	1-21/32	3-13/32	3-13/32	5- 3/32	2- 1/16	2- 1/16	.52
875-015C	1-1/2	17/32	2- 1/2	2- 1/2	1-29/32	3- 7/8	3- 7/8	5-13/16	2- 5/16	2- 5/16	.73
875-020C	2	5/8	3- 7/32	3- 7/32	2- 5/32	4- 7/8	4- 7/8	6- 7/8	2- 7/8	2- 7/8	1.27
875-025C	2-1/2	27/32	3-31/32	3-31/32	2-19/32	5-23/32	5-23/32	8- 5/16	3- 1/2	3- 1/2	2.04
875-030C	3	31/32	4- 3/4	4-25/32	2-27/32	6- 5/8	6-21/32	9- 1/2	4- 3/16	4- 3/16	3.12
875-040C	4	1- 1/4	6- 1/32	6- 1/32	3- 1/2	8- 9/32	8- 9/32	11-25/32	5- 1/4	5- 1/4	5.35
875-060C	6	1- 5/32	8-25/32	8- 3/16	4- 3/16	11-25/32	11- 3/16	15- 3/8	7- 9/16	7- 9/16	13.21
875-080C	8	1-15/16	11-11/32	11-11/32	5-31/32	15-11/32	15-11/32	21- 5/16	9- 3/4	9- 3/4	28.12
875-080CF <sup>2*</sup>	8	5- 1/16	15- 7/8	13-11/16	9- 5/16	20- 1/8	17-15/16	27- 1/4	9- 5/8	9- 5/8	37.70
875-100CF <sup>2*</sup>	10	6- 1/2	18- 7/8	17- 1/4	11- 3/4	24- 1/8	22- 1/2	34- 1/4	11-15/16	11-15/16	73.03
875-120CF <sup>2*</sup>	12	7- 1/8	21-13/16	19- 7/8	13- 3/8	28- 1/16	26- 1/8	39- 1/2	14- 1/8	14- 1/8	111.12

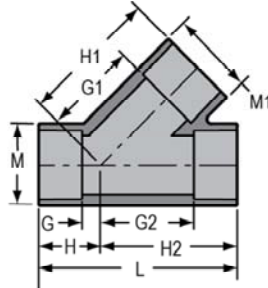
**Schedule 80 CPVC Technical**  
**Schedule 80 CPVC Fittings**



**Wye**

Socket x Socket x Socket

1/2" - 2" - 235 psi Maximum Internal Pressure Rating @ 73°F (23°C), 2-1/2" - 6" - 150 psi Maximum Internal Pressure Rating @ 73°F (23°C), 8" - Larger & All Fabricated Sizes - 80 psi Maximum Internal Pressure Rating @ 73°F (23°C)



(Continued)

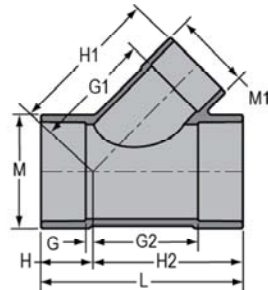
Part Number	Size	G	G1	G2	H	H1	H2	L	M	M1	Approx. Wt. (Lbs.)
875-140CF <sup>2*</sup>	14	9-13/16	23-13/16	23-13/16	16-13/16	30-13/16	30-13/16	47- 5/8	15- 1/2	15- 1/2	159.14
875-160CF <sup>2*</sup>	16	10- 1/8	26- 1/8	26- 1/8	18- 1/8	34- 1/8	34- 1/8	52- 1/4	17-11/16	17-11/16	211.72
875-180CF <sup>2*</sup>	18	10	29- 3/8	28	19	38- 3/8	37	56	19- 7/8	19- 7/8	292.03

<sup>2</sup> Fiberglass reinforced.  
\* Fabricated

**Wye - Reducing**

Socket x Socket x Socket

1/2" - 2" - 235 psi Maximum Internal Pressure Rating @ 73°F (23°C), 2-1/2" - 6" - 150 psi Maximum Internal Pressure Rating @ 73°F (23°C), 8" - Larger & All Fabricated Sizes - 80 psi Maximum Internal Pressure Rating @ 73°F (23°C)



Part Number	Size	G	G1	G2	H	H1	H2	L	M	M1	Approx. Wt. (Lbs.)
875-167C <sup>1</sup>	1-1/4X3/4	3/8	2- 3/4	2- 1/4	1- 5/8	3- 3/4	3- 1/2	5- 1/8	2- 1/16	2- 1/16	.62
875-168C <sup>1</sup>	1-1/4X1	3/8	2- 5/8	2- 1/4	1- 5/8	3- 3/4	3- 1/2	5- 1/8	2- 1/16	2- 1/16	.59
875-200CF <sup>2*</sup>	20	11-5/8	31-5/8	31-5/8	21-5/8	41-5/8	41-5/8	63-1/4	22-1/16	22-1/16	326.33
875-210C <sup>1</sup>	1-1/2X3/4	1/2	3- 1/2	2- 9/16	1- 7/8	4- 1/2	3-15/16	5-13/16	2-11/32	2-11/32	.90
875-211C <sup>1</sup>	1-1/2X1	1/2	3	2- 9/16	1- 7/8	4- 5/32	3-15/16	5-13/16	2-11/32	2-11/32	.86
875-212C <sup>1</sup>	1-1/2X1-1/4	1/2	3- 1/4	2- 9/16	1- 7/8	4- 1/2	3-15/16	5-13/16	2-11/32	2-11/32	.80
875-240CF <sup>2*</sup>	24	14-1/4	38-1/4	38-1/4	26-1/4	50-1/4	50-1/4	76-1/2	26-7/16	26-7/16	619.74
875-248C <sup>1</sup>	2X3/4	5/8	4- 5/32	3- 7/32	2- 5/32	5- 5/32	4- 7/8	6- 7/8	2- 7/8	2- 7/8	1.55
875-250C <sup>1</sup>	2X1-1/4	5/8	3- 5/16	3- 3/8	2- 5/32	5	4- 3/4	6- 7/8	2- 7/8	2- 7/8	1.48
875-251C <sup>1</sup>	2X1-1/2	1/2	3-23/32	3-11/32	2- 1/32	5- 3/32	4- 7/8	6- 7/8	2- 7/8	2- 7/8	1.43
875-335C <sup>1</sup>	3X1	11/16	5- 7/8	4- 7/32	2- 9/16	6-15/16	6- 1/8	8-23/32	4- 3/16	4- 3/16	3.79
875-336C <sup>1</sup>	3X1-1/4	7/8	5- 3/4	4- 1/8	2- 3/4	7	6	8- 3/4	4- 3/16	4- 3/16	3.83
875-337C <sup>1</sup>	3X1-1/2	15/16	5-11/16	4-3/4	2-13/16	7-1/16	6-5/8	9-7/16	4-3/16	4-3/16	3.79
875-338C <sup>1</sup>	3X2	1	5-11/32	4- 3/4	2- 7/8	6-31/32	6- 5/8	9- 1/2	4- 3/16	4- 3/16	3.76
875-339C <sup>1</sup>	3X2-1/2	7/8	4- 1/8	4-21/32	2- 3/4	6- 3/4	6	8- 3/4	4- 3/16	4- 3/16	3.53
875-420C	4X2	-3/16	4-31/32	4-15/32	2-1/6	6-15/32	6-23/32	8-25/32	5-1/4	2-29/32	3.13
875-422C <sup>1</sup>	4X3	1/2	5- 7/16	5- 7/32	2- 3/4	7- 5/16	7-15/32	10- 7/32	5- 1/4	4- 3/16	4.18
875-528C <sup>1</sup>	6X2	1/16	8-13/16	6- 9/16	3- 1/16	10- 5/16	9- 9/16	12- 5/8	7- 9/16	5- 7/16	11.18
875-528CF <sup>2*</sup>	6X2	1-15/16	9- 3/16	8- 9/16	5- 3/16	10-15/16	11-13/16	17	7- 1/2	2-13/16	12.18
875-530C <sup>1</sup>	6X3	1/16	8- 3/8	6-11/16	3	10- 1/4	9-11/16	12- 5/8	7- 9/16	5- 3/8	10.94
875-530CF <sup>2*</sup>	6X3	2-15/16	10- 5/16	9- 9/16	6- 3/16	12- 9/16	12-13/16	19	7- 1/2	4- 1/8	14.44
875-532C	6X4	31/32	6- 9/16	5-11/16	3-15/16	8-27/32	8-23/32	12-21/32	7- 9/16	5- 7/16	10.08
875-578C <sup>1</sup>	8X2	2	14-15/16	11- 1/4	6	16- 9/16	16- 7/16	21- 1/4	9-11/16	9-11/16	16.42
875-578CF <sup>2*</sup>	8X2	7/8	10- 1/2	9- 1/2	5- 1/8	12- 1/4	13- 3/4	18- 7/8	9- 5/8	2-13/16	19.11



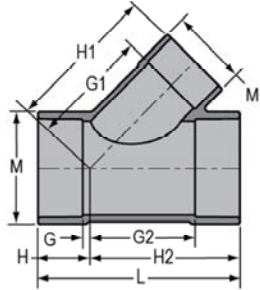
Schedule 80 CPVC Technical  
**Schedule 80 CPVC Fittings**

**Wye - Reducing**

(Continued)

Socket x Socket x Socket

1/2" - 2" - 235 psi Maximum Internal Pressure Rating @ 73°F (23°C), 2-1/2" - 6" - 150 psi Maximum Internal Pressure Rating @ 73°F (23°C), 8" - Larger & All Fabricated Sizes - 80 psi Maximum Internal Pressure Rating @ 73°F (23°C)



Part Number	Size	G	G1	G2	H	H1	H2	L	M	M1	Approx. Wt. (Lbs.)
875-579CF <sup>2</sup>	8X2-1/2	1- 7/16	10-15/16	10- 1/16	5-11/16	12-15/16	14- 5/16	20	9- 5/8	3- 7/16	18.53
875-580CF <sup>2</sup>	8X3	1-15/16	11- 5/8	10- 9/16	6- 3/16	13- 7/8	14-13/16	21	9- 5/8	4- 1/8	21.71
875-582C	8X4	-11/16	9- 1/8	8-1/4	3- 5/16	11- 3/8	12-1/4	15-9/16	9-3/4	5- 1/4	15.31
875-582CF <sup>2</sup>	8X4	2-15/16	11- 7/8	11- 9/16	7- 3/16	14- 1/8	15-13/16	23	9- 5/8	5- 3/16	24.77
875-585C <sup>1</sup>	8X6	2	12-15/16	11- 1/4	6	15-15/16	15- 1/4	21- 1/4	9-11/16	9-11/16	33.48
875-585CF <sup>2</sup>	8X6	4-15/16	13-15/16	13- 9/16	9- 3/16	17- 3/16	17-13/16	27	9- 5/8	7- 1/2	32.07
875-621CF <sup>2</sup>	10X2	1/4	11- 7/8	10- 1/2	5	13- 5/8	15- 3/4	20- 3/4	11-15/16	2-13/16	29.82
875-623CF <sup>2</sup>	10X3	3/4	13	11- 1/2	6	15- 1/4	16- 3/4	22- 3/4	11-15/16	4- 1/8	33.43
875-624CF <sup>2</sup>	10X4	1- 3/4	13- 1/4	12- 1/2	7	15- 1/2	17- 3/4	24- 3/4	11-15/16	5- 3/16	34.35
875-626C	10X6	-3/16	12	11	4-13/16	15	16	20-25/32	12- 1/16	7-21/32	29.73
875-626CF <sup>2</sup>	10X6	3- 3/4	15- 5/16	14- 1/2	9	18- 9/16	19- 3/4	28- 3/4	11-15/16	7- 1/2	47.48
875-628C	10X8	1-7/8	12-5/8	11-15/16	6-15/16	16-5/8	16-15/16	23-13/16	12- 1/32	9-3/4	37.73
875-628CF <sup>2</sup>	10X8	5- 1/4	17- 1/4	16	10- 1/2	21- 1/2	21- 1/4	31- 3/4	11-15/16	9- 5/8	56.36
875-661CF <sup>2</sup>	12X2	1- 5/16	13- 3/16	11- 7/16	4-15/16	14-15/16	17-11/16	22- 5/8	14- 1/8	2-13/16	44.03
875-663CF <sup>2</sup>	12X3	1/8	14- 5/16	12- 7/8	6- 3/8	16- 9/16	19- 1/8	25- 1/2	14- 1/8	4- 1/8	44.74
875-664CF <sup>2</sup>	12X4	5/8	14- 9/16	13- 3/8	6- 7/8	16-13/16	19- 5/8	26- 1/2	14- 1/8	5- 3/16	50.66
875-666CF <sup>2</sup>	12X6	2- 5/8	16- 5/8	15- 3/8	8- 7/8	19- 7/8	21- 5/8	30- 1/2	14- 1/8	7- 1/2	63.31
875-668CF <sup>2</sup>	12X8	4- 1/4	18- 9/16	17	10- 1/2	22-13/16	23- 1/4	33- 3/4	14- 1/8	9- 5/8	74.48
875-670CF <sup>2</sup>	12X10	5- 3/4	20- 3/16	18- 1/2	12	25- 7/16	24- 3/4	36- 3/4	14- 1/8	11-15/16	86.93
875-694CF <sup>2</sup>	14X4	1- 1/4	15- 5/16	15- 1/4	8- 1/4	17- 9/16	22- 1/4	30- 1/2	15- 1/2	5- 3/16	73.56
875-696CF <sup>2</sup>	14X6	2	17- 3/8	16	9	20- 5/8	23	32	15- 1/2	7- 1/2	83.85
875-698CF <sup>2</sup>	14X8	4- 1/4	19- 5/16	18- 1/4	11- 1/4	23- 9/16	25- 1/4	36- 1/2	15- 1/2	9- 5/8	93.92
875-700CF <sup>2</sup>	14X10	5-3/4	20-15/16	19-3/4	12-3/4	26-3/16	26-3/4	39-1/2	15-1/2	11-15/16	107.46
875-702CF <sup>2</sup>	14X12	7- 1/4	22- 9/16	21- 1/4	14- 1/4	28-13/16	28- 1/4	42- 1/2	15- 1/2	14- 1/8	133.37
875-754CF <sup>2</sup>	16X4	1- 1/8	16- 5/8	17- 1/8	9- 1/8	18- 7/8	25- 1/8	34- 1/4	17-11/16	5- 3/16	103.11
875-756CF <sup>2</sup>	16X6	1- 5/8	18-11/16	17- 5/8	9- 5/8	21-15/16	25- 5/8	35- 1/4	17-11/16	7- 1/2	107.53
875-758CF <sup>2</sup>	16X8	3- 5/8	20- 5/8	19- 5/8	11- 5/8	24- 7/8	27- 5/8	39- 1/4	17-11/16	9- 5/8	126.98
875-760CF <sup>2</sup>	16X10	5- 1/8	22- 1/4	21- 1/8	13- 1/8	27- 1/2	29- 1/8	42- 1/4	17-11/16	11-15/16	137.96
875-762CF <sup>2</sup>	16X12	6- 1/2	23- 7/8	22- 1/2	14- 1/2	30- 1/8	30- 1/2	45	17-11/16	14- 1/8	165.90
875-764CF <sup>2</sup>	16X14	7- 7/8	25- 1/8	23- 7/8	15- 7/8	32- 1/8	31- 7/8	47- 3/4	17-11/16	15- 1/2	167.10
875-784CF <sup>2</sup>	18X4	0	17- 7/8	18	9	20- 1/8	27	36	19- 7/8	5- 3/16	117.96
875-786CF <sup>2</sup>	18X6	3/8	20- 1/8	18- 9/16	9- 3/8	23- 3/8	27- 9/16	36-15/16	19- 7/8	7- 1/2	123.00
875-788CF <sup>2</sup>	18X8	3	21- 7/8	21	12	26- 1/8	30	42	19- 7/8	9- 5/8	144.89
875-790CF <sup>2</sup>	18X10	4- 1/2	23- 1/2	22- 1/2	13- 1/2	28- 3/4	31- 1/2	45	19- 7/8	11-15/16	197.59
875-792CF <sup>2</sup>	18X12	6	25- 1/8	24	15	31- 3/8	33	48	19- 7/8	14- 1/8	187.13
875-794CF <sup>2</sup>	18X14	7	26- 3/8	25	16	33- 3/8	34	50	19- 7/8	15- 1/2	211.64
875-796CF <sup>2</sup>	18X16	8- 1/2	27- 3/8	26- 1/2	17- 1/2	35- 3/8	35- 1/2	53	19- 7/8	17-11/16	243.00

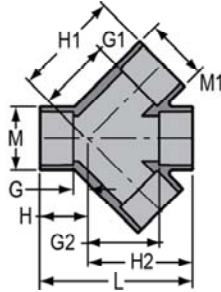
<sup>1</sup> Sized with Bushing  
<sup>2</sup> Fiberglass reinforced.  
\* Fabricated

**Schedule 80 CPVC Technical**  
**Schedule 80 CPVC Fittings**



**Double Wye**

Socket x Socket x Socket x Socket  
100 psi Maximum internal Pressure Rating @ 73° F (23°C)



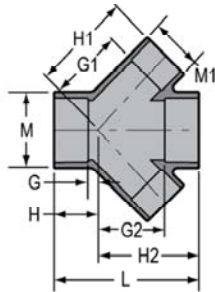
Part Number	Size	G	G1	G2	H	H1	H2	L	M	M1	Approx. Wt. (Lbs.)
876-020CF <sup>2*</sup>	2	3- 7/8	6- 1/4	6- 1/4	5- 7/16	7-13/16	7-13/16	13- 3/16	2- 7/8	2- 7/8	5.16
876-030CF <sup>2*</sup>	3	4-3/4	8-1/4	8-1/4	6-5/8	10-3/16	10-3/16	16-13/16	4- 3/16	4- 3/16	10.11
876-040CF <sup>2*</sup>	4	4-11/16	9- 3/16	9- 3/16	6-15/16	11- 7/16	11- 7/16	18- 3/8	5- 3/16	5- 3/16	13.41
876-060CF <sup>2*</sup>	6	4-15/16	12- 5/8	11- 9/16	8- 3/16	15- 7/8	14-13/16	23	7- 1/2	7- 1/2	30.18
876-080CF <sup>2*</sup>	8	5- 1/16	15- 7/8	13-11/16	9- 5/16	20- 1/8	17-15/16	27- 1/4	9- 5/8	9- 5/8	53.78
876-100CF <sup>2*</sup>	10	6- 1/2	18- 7/8	17- 1/4	11- 3/4	24- 1/8	22- 1/2	34- 1/4	11-15/16	11-15/16	93.99
876-120CF <sup>2*</sup>	12	7- 1/8	21-13/16	19- 7/8	13- 3/8	28- 1/16	26- 1/8	39- 1/2	14- 1/8	14- 1/8	149.18

<sup>2</sup> Fiberglass reinforced.

\* Fabricated

**Double Wye - Reducing**

Socket x Socket x Socket x Socket  
Size 3" is 150 psi, all Fabricated Sizes- 100 psi  
Maximum Internal Pressure Rating @ 73°F (23° C)



Part Number	Size	G	G1	G2	H	H1	H2	L	M	M1	Approx. Wt. (Lbs.)
876-338C	3X2	3/16	4- 1/4	4	2-1/16	5- 3/4	5-7/8	7-15/16	4- 3/16	2- 7/8	2.39
876-420CF <sup>2*</sup>	4X2	3-3/4	7-7/8	8-1/4	6	9-5/8	10-1/2	16-1/2	5-3/16	2-13/16	7.88
876-421CF <sup>2*</sup>	4X2-1/2	1-7/8	8-1/4	6-3/8	4-1/8	10-1/4	8-5/8	12-3/4	5-3/16	3-7/16	9.09
876-422CF <sup>2*</sup>	4X3	4-11/16	10-1/16	9- 3/16	6-15/16	12-1/16	11- 7/16	18- 3/8	5- 3/16	5- 3/16	15.13
876-528CF <sup>2*</sup>	6X2	1-15/16	9- 3/16	8- 9/16	5- 3/16	10-15/16	11-13/16	17	7- 1/2	2-13/16	13.76
876-529CF <sup>2*</sup>	6X2-1/2	2- 7/16	9- 5/8	9- 1/16	5-11/16	11- 5/8	12- 5/16	18	7- 1/2	3- 7/16	12.12
876-530CF <sup>2*</sup>	6X3	2-15/16	10- 5/16	9- 9/16	6- 3/16	12- 9/16	12-13/16	19	7- 1/2	4- 1/8	16.03
876-532CF <sup>2*</sup>	6X4	3-15/16	10- 9/16	10- 9/16	7- 3/16	12-13/16	13-13/16	21	7- 1/2	5- 3/16	19.77
876-578CF <sup>2*</sup>	8X2	7/8	10- 1/2	9- 1/2	5- 1/8	12- 1/4	13- 3/4	18- 7/8	9- 5/8	2-13/16	17.30
876-579CF <sup>2*</sup>	8X2-1/2	1- 7/16	10-15/16	10- 1/16	5-11/16	12-15/16	14- 5/16	20	9- 5/8	3- 7/16	19.58
876-580CF <sup>2*</sup>	8X3	1-15/16	11- 5/8	10- 9/16	6- 3/16	13- 7/8	14-13/16	21	9- 5/8	4- 1/8	20.70
876-582CF <sup>2*</sup>	8X4	2-15/16	11- 7/8	11- 9/16	7- 3/16	14- 1/8	15-13/16	23	9- 5/8	5- 3/16	28.85
876-585CF <sup>2*</sup>	8X6	4-15/16	13-15/16	13- 9/16	9- 3/16	17- 3/16	17-13/16	27	9- 5/8	7- 1/2	41.47
876-621CF <sup>2*</sup>	10X2	1/4	11- 7/8	10- 1/2	5	13- 5/8	15- 3/4	20- 3/4	11-15/16	2-13/16	27.20
876-622CF <sup>2*</sup>	10X2-1/2	1/8	12- 5/16	10- 7/8	5- 3/8	14- 5/16	16- 1/8	21- 1/2	11-15/16	3- 7/16	29.09
876-623CF <sup>2*</sup>	10X3	3/4	13	11- 1/2	6	15- 1/4	16- 3/4	22- 3/4	11-15/16	4- 1/8	31.16
876-624CF <sup>2*</sup>	10X4	1- 3/4	13- 1/4	12- 1/2	7	15- 1/2	17- 3/4	24- 3/4	11-15/16	5- 3/16	35.90
876-626CF <sup>2*</sup>	10X6	3- 3/4	15- 5/16	14- 1/2	9	18- 9/16	19- 3/4	28- 3/4	11-15/16	7- 1/2	46.54
876-628CF <sup>2*</sup>	10X8	5- 1/4	17- 1/4	16	10- 1/2	21- 1/2	21- 1/4	31- 3/4	11-15/16	9- 5/8	70.04
876-661CF <sup>2*</sup>	12X2	1- 5/16	13- 3/16	11- 7/16	4-15/16	14-15/16	17-11/16	22- 5/8	14- 1/8	2-13/16	39.69



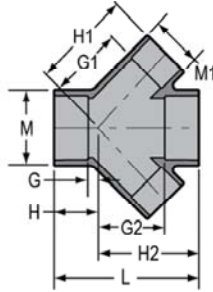


**Schedule 80 CPVC Fittings & Schedule 80 CPVC Unions**

**Double Wye - Reducing**

(Continued)

Socket x Socket x Socket x Socket  
 Size 3" is 150 psi, all Fabricated Sizes- 100 psi  
 Maximum Internal Pressure Rating @ 73°F (23°C)

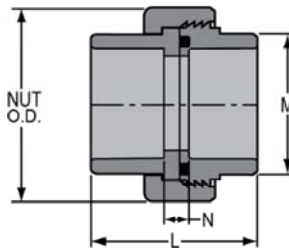


Part Number	Size	G	G1	G2	H	H1	H2	L	M	M1	Approx. Wt. (Lbs.)
876-662CF <sup>2*</sup>	12X2-1/2	15/16	13- 5/8	11-13/16	5- 5/16	15- 5/8	18- 1/16	23- 3/8	14- 1/8	3- 7/16	42.00
876-663CF <sup>2*</sup>	12X3	1/8	14-15/16	12- 7/8	6- 3/8	16- 9/16	19- 1/8	25- 1/2	14- 1/8	4- 1/8	46.17
876-664CF <sup>2*</sup>	12X4	5/8	14- 9/16	13- 3/8	6- 7/8	16-13/16	19- 5/8	26- 1/2	14- 1/8	5- 3/16	49.78
876-666CF <sup>2*</sup>	12X6	2- 5/8	16- 5/8	15- 3/8	8- 7/8	19- 7/8	21- 5/8	30- 1/2	14- 1/8	7- 1/2	63.31
876-668CF <sup>2*</sup>	12X8	4- 1/4	18- 9/16	17	10- 1/2	22-13/16	23- 1/4	33- 3/4	14- 1/8	9- 5/8	79.18
876-670CF <sup>2*</sup>	12X10	5- 3/4	20- 3/16	18- 1/2	12	25- 7/16	24- 3/4	36- 3/4	14- 1/8	11-15/16	102.16

<sup>2</sup> Fiberglass reinforced.  
 \* Fabricated

**Union 2000 - Socket/FKM**

Socket x Socket with FKM O-ring Seal  
 Dimensions Also Applicable to  
 8097-XXXC EPDM O-Ring Seals



Pressure Rating  
 1/4" - 4" 235 psi @ 73°F  
 6" 150 PSI @ 73°F

Part Number	Size	L	M	N	NUT O.D.	Approx. Wt. (Lbs.)
857-002C	1/4	1-15/16	15/16	5/8	1-21/32	.09
857-003C	3/8	2- 5/32	1- 1/32	19/32	1-25/32	.11
8057-005C	1/2	2- 3/32	1- 3/16	11/32	1- 7/8	.12
8057-007C	3/4	2- 3/8	1-13/32	3/8	2- 9/32	.20
8057-010C	1	2-11/16	1-23/32	7/16	2- 9/16	.28
8057-012C	1-1/4	2-15/16	2- 3/32	7/16	3- 3/32	.41
8057-015C	1-1/2	3- 1/4	2- 3/8	1/2	3- 1/2	.54
8057-020C	2	3-17/32	2- 7/8	17/32	4- 9/32	.90
8057-025C	2-1/2	4- 7/32	3- 1/2	25/32	6- 5/32	2.25
8057-030C	3	4- 1/4	4- 3/16	1/2	6- 5/32	2.27
8057-040C	4	5- 1/8	5- 1/4	5/8	7- 3/4	4.02
8057-060C	6	6-27/32	7- 1/2	25/32	11- 5/8	12.26