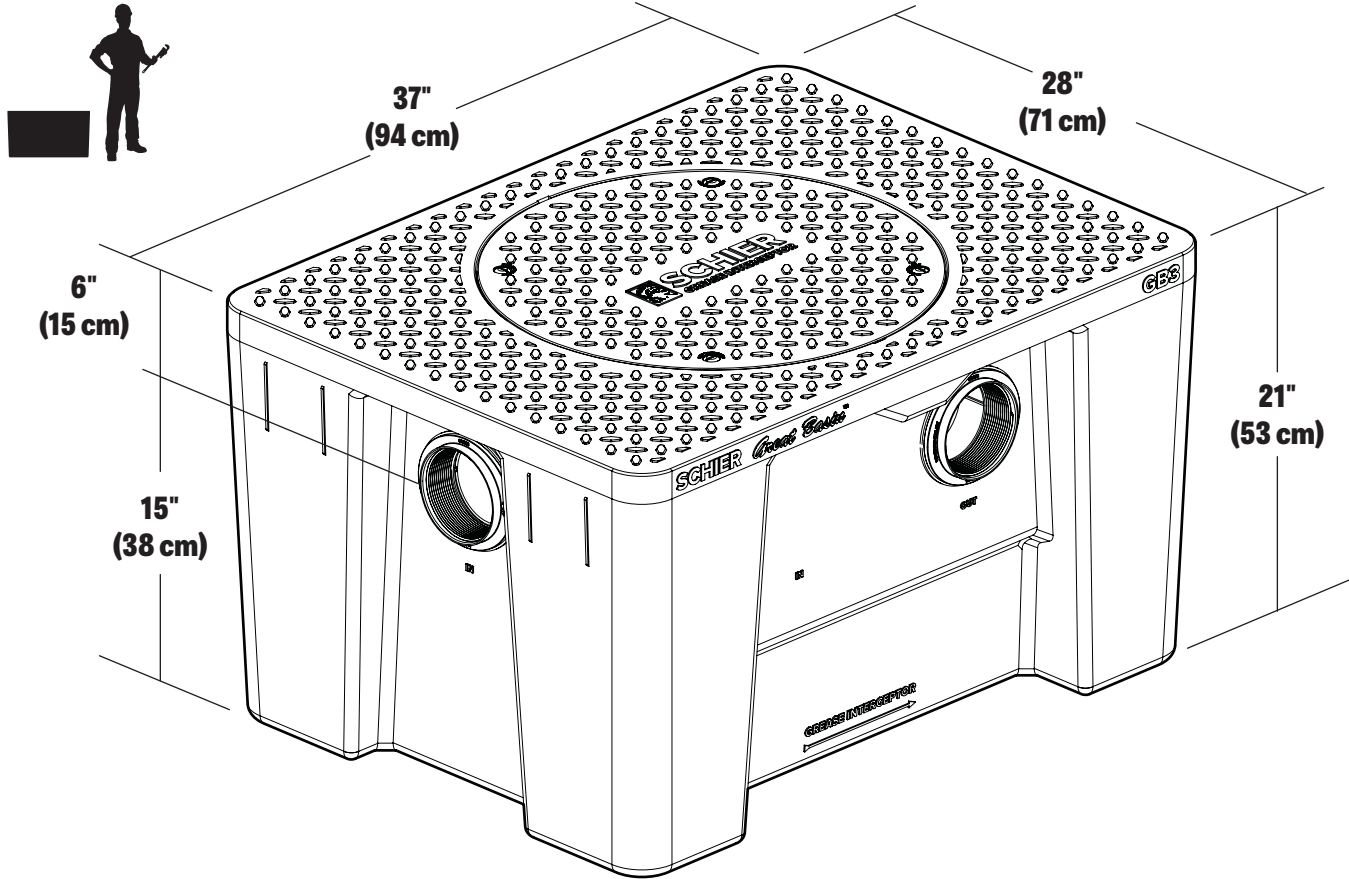


GB3

50/75 GPM
grease interceptor

Specification and Submittal



SUBMITTAL

Standard

Location: indoor
Installation: above/below grade
Flow Rates / Grease Capacities:
 50 GPM (3.2 L/s) / 272.7 grease lbs. (123.7 kg)
 75 GPM (4.7 L/s) / 175.6 grease lbs. (79.7 kg)
Liquid Capacity: 40 gal. (151.4 L)

Weight: 69 lbs. (31.3 kg)
Connections: 4" (100 mm) FPT inlet/outlet with 4" x 3" (100 mm x 75 mm) FPT fittings
Cover: bolted gas/water tight polypropylene with 450 lb. load rating, or 1,000 lb. when unit is buried with FCR1 riser

Options

- FO:** fixed outlet diffuser
- FCR1 (x1):** > 2-1/8" - 12" field cut riser
- FCR1 (x2):** > 12" - 24" field cut risers
- CC1:** membrane clamping collar kit (requires FCR1 riser)
- PP1:** pumpout port kit
- F32:** 3" x 2" (75 x 50 mm) FPT fittings (x2)

Approval

Signature:	Date:	Company:
Specifying Engineer:		Engineering Firm:



MODEL NUMBER: GB3	DESCRIPTION: 50/75 GPM Polyethylene Grease Interceptor			
PART #: 4070-001-01	DWG BY: B. Karrer	DATE: 4/18/2017	REV:	ECO:

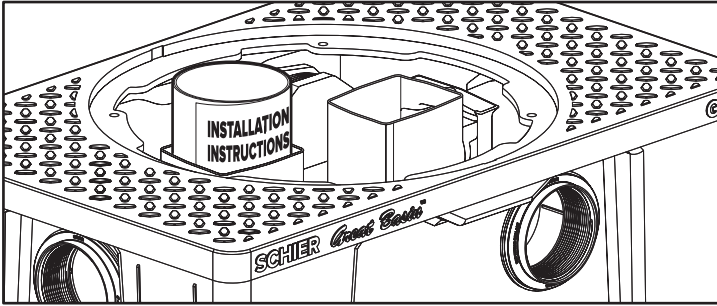


SPECIAL PRECAUTIONS

For All Schier Great Basin™ Grease Interceptor Installations

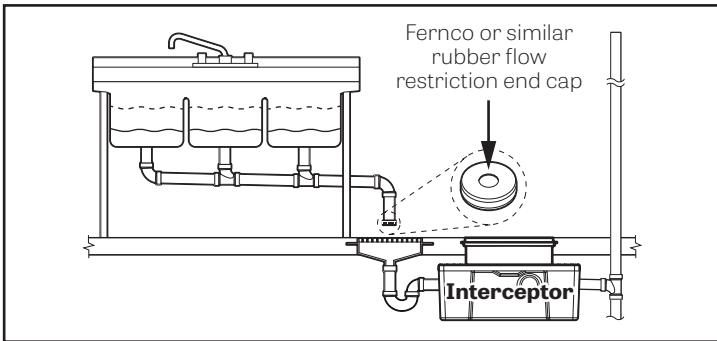
Installation Instructions

Installation instructions and additional components are located inside the interceptor. Read all instructions prior to installation. This interceptor is intended to be installed by a licensed plumber in conformance with all local codes.



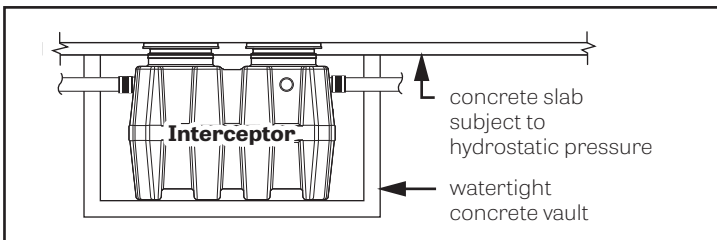
When Installing Interceptor Inside

If your dishwashing sink(s) discharges into a floor drain/sink (drain), you must regulate the flow into the drain to avoid an overflow of water onto the kitchen floor. This can be done by installing a valve or flow restriction cap on the sink piping that discharges into the drain. See drawing below for guidance. For detailed guidance on indirect connections, go to: http://webtools.schierproducts.com/Technical_Data/Indirect_Connections.pdf



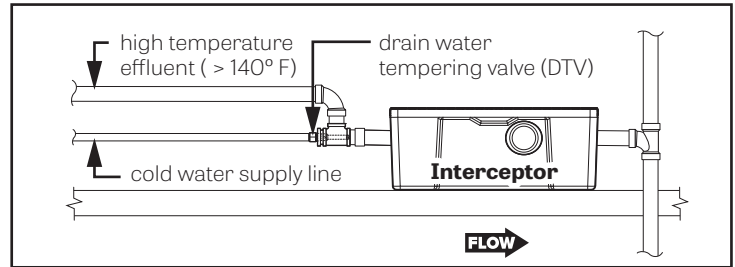
Hydrostatic Slabs (or Pressure Slabs)

When installed under a hydrostatic slab (slab designed to withstand upward lift, usually caused by hydrostatic pressure) interceptor must be enclosed in a watertight concrete vault. Failure to follow this guidance voids your warranty.



High Temperature Kitchen Water

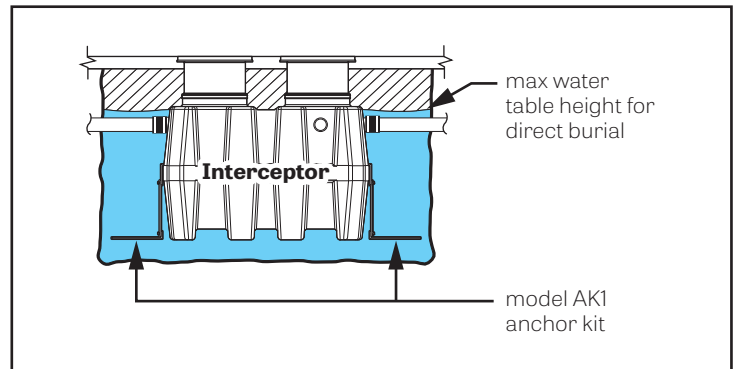
If water is entering the interceptor at excessive temperature (over 140° F), a drain water tempering valve (DTV) must be installed. Most state and local plumbing codes prohibit water above 140° F being discharged into the sanitary sewer. Water above 140° F will weaken or deform PVC Schedule 40 pipe, poly drainage fixtures like interceptors and erode the coating of cast iron (leading to eventual failure). Failure to follow this guidance voids your warranty.



High Water Table Installations

Interceptors and risers are not designed to withstand water table height in excess of the top of the unit when buried (see figure). If it is possible for this to occur, install the interceptor and risers in a water-tight concrete vault or backfill with concrete or flowable fill (wet concrete and flowable backfill should be poured in stages to avoid crushing the interceptor). At risk areas include but are not limited to tidal surge areas, floodplains and areas that receive storm water. Failure to follow this guidance voids your warranty.

Models GB-50, GB-75, and GB-250 that are direct buried in high water table scenarios must be installed with model AK1 anchor kit or warranty is void.



SCHIER
LIFETIME GUARANTEED
GREASE INTERCEPTORS

MODEL NUMBER:
GB3

DESCRIPTION: 50/75 GPM Polyethylene Grease Interceptor

PART #: 4070-001-01

DWG BY: B. Karrer

DATE: 4/18/2017

REV:

ECO:

SPECIFICATION

Notes

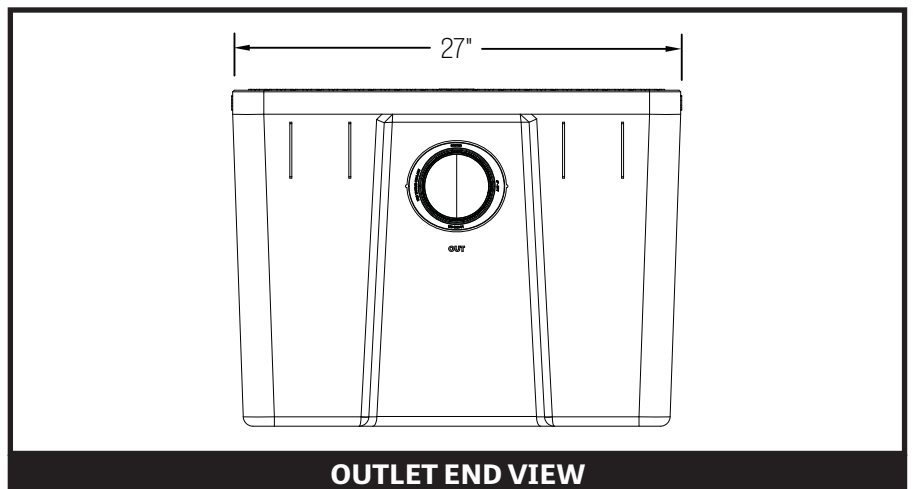
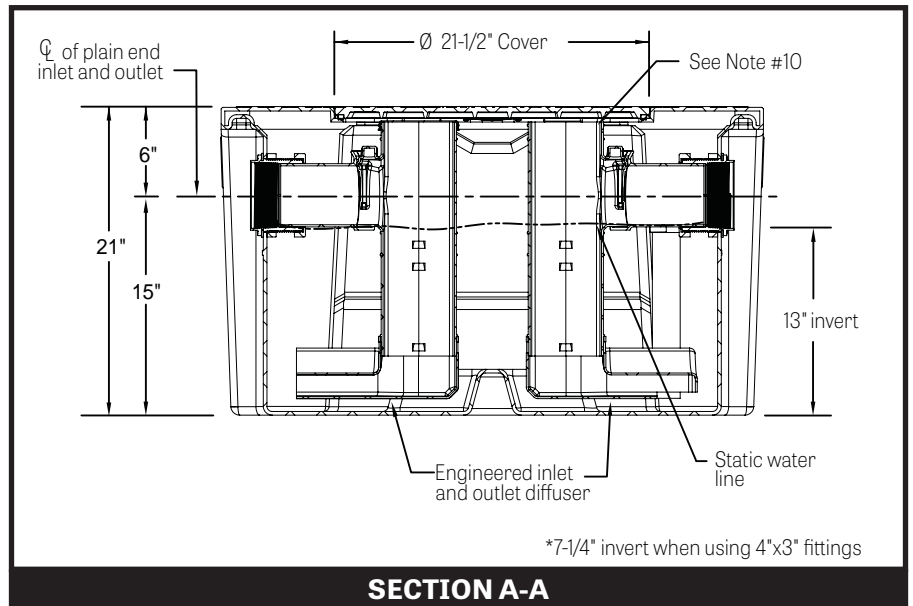
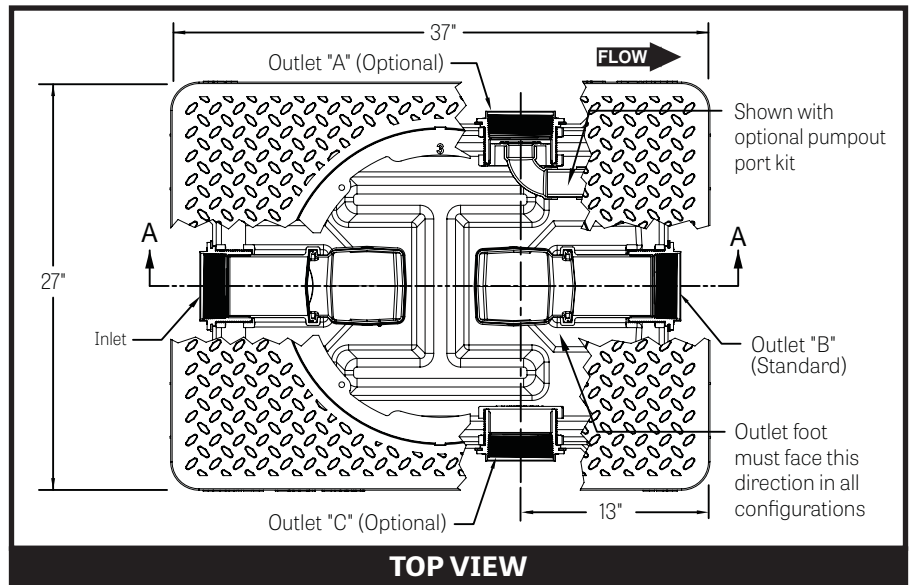
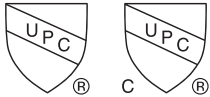
- 4" FPT inlet/outlet with 4"x3" FPT fittings.
- Unit weight - 69 lbs. (wet weight 404 lbs.)
- Capacities - Liquid: 40 gal.
@50 GPM- Grease: 272 lbs. (37.2 gal.)
@75 GPM- Grease: 175 lbs. (17.4 gal.)
- Built-in flow control.
- For gravity drainage applications only.
- Do not use for pressure applications.
- Cover placement allows full access to tank for proper maintenance.
- Vent not required unless per local code.
- Engineered inlet and outlet diffusers are removable to inspect/clean piping.
- Integral air relief / anti-siphon.

Engineer Specification Guide

Schier Great Basin™ grease interceptor model #GB3 shall be lifetime guaranteed and made in USA of seamless, rotationally-molded polyethylene. Interceptor shall be furnished for above or below grade installation. Interceptor shall be certified to ASME A112.14.3 (type C) and CSA B481.1, with field cut riser system, built-in flow control, built-in test caps and three outlet options. Interceptor flow rate shall be 50 or 75 GPM. Interceptor grease capacity shall be 272 lbs. @ 50 GPM or 175 lbs. @ 75 GPM. Cover shall provide water/gas-tight seal and have minimum 450 lbs. load capacity.

Certified Performance

Great Basin™ hydromechanical grease interceptors are third party performance-tested and listed by IAPMO to ASME #A112.14.3 and CSA B481.1 grease interceptor standards and greatly exceed requirements for grease separation and storage. They are compliant to the Uniform Plumbing Code, the National Standard Plumbing Code, the National Plumbing Code of Canada, and the International Plumbing Code.



SCHIER
LIFETIME GUARANTEED
GREASE INTERCEPTORS

MODEL NUMBER:
GB3

DESCRIPTION: 50/75 GPM Polyethylene Grease Interceptor

PART #: 4070-001-01

DWG BY: B. Karrer

DATE: 4/18/2017

REV:

ECO: