



Extra-Wide Flood

PFXL2GXW40L Extra-Wide LED Flood Light



SPECIFICATIONS:

| | PFXL2GXW40L3K | PFXL2GXW40L4K | PFXL2GXW40L | PFXL2GXW40L5K |
|----------------------|---------------|---------------|-------------|---------------|
| Lumens: | 39430 | 39430 | 39430 | 39430 |
| Watts: | 267.15 | 267.15 | 267.15 | 267.15 |
| Lumens/Watt: | 147.59 | 147.59 | 147.59 | 147.59 |
| CRI: | 70 | 70 | 70 | 70 |
| CCT: | 3000 | 4000 | 4500 | 5000 |
| DLC Prod. ID: | PBIVSBQK | PBJ70J1F | PSC1JE5R | P9HRKGQV |

Construction:

Designed for commercial and industrial applications, providing cooler operating temperatures, brighter light and longer LED life. Apertures for field or factory installed photocontrol. Separate driver compartment for cooler operation and longer driver life. Removable back panel offers easy access to the driver compartment. Available with heavy duty trunnion or slipfitter.

Extra Wide Distribution Pattern:

Designed to provide maximum light spread for short set backs when lighting signs and washing walls.

Thermal Management:

Atlas Extra-Wide Flood Lights are designed as a complete system to optimize LED life and light output. The Patent Pending thermal stacking heat removal technology extracts heat from within the housing moving it away from LEDs and components. The lower temperatures result in long LED life (200,000+ hrs¹) and component life and also allows for higher light output.

Listings:

Luminaire is certified to UL/cUL Standards for Wet Locations
DesignLights Consortium Premium qualified luminaire, eligible for rebates from DLC member utilities.
IP65 Rated

AC Input:

120/208/240/277 V

Driver:

Constant current, Class 2, 120-277 VAC, 50-60 Hz
High Efficiency – min. 88%
Off-State Power: 0 Watts
0-10 V Dimming

LEDs:

3000K, 4000K, 4500K, 5000K CCT
Epoxy Guard™ protective conformal coated boards

Atlas LEDs provide higher lumen output, greater energy efficiency and more reliable fixture performance.

Reduced Glare:

Positioning of the LED modules within the housing result in light directed to desired locations and reduces offensive light.

Testing:

Atlas LED luminaires have been tested by an independent laboratory in accordance with IESNA LM-79 & LM-80.

Warranty:

Five-year limited warranty

Options:

Photo Control - For factory installed 120V button photo control add suffix PC to part number.
480 Volt - For 480V add suffix 4 to part number.

¹LED Life Span Based Upon LM-80 Test Results

Project Information

Job Name

Fixture Type Extra-Wide LED Flood Light

Catalog Number PFXL2GXW40L

Approved by

Alpha Series LED
PROFESSIONAL GRADE

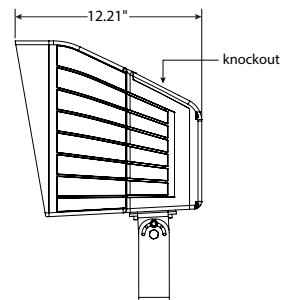
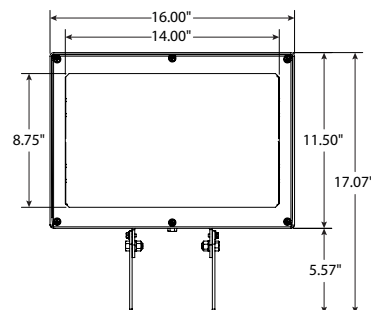


Optional Factory
Installed Slipfitter
PFXL2GXW40LS

DIMENSIONS:

Weight: (with Trunnion) 30 lbs.
(with Slipfitter) 31 lbs.

EPA: 1.29



ATLAS LIGHTING PRODUCTS, INC.

PO BOX 2348 | BURLINGTON, NC 27216
800-849-8485 | FAX: 1-855-847-2794 | www.atlasled.com

*The majority of Atlas Lighting Products are assembled in USA facilities by an American Workforce utilizing both Domestic and Foreign components. Meets Buy American requirements within the ARRA.

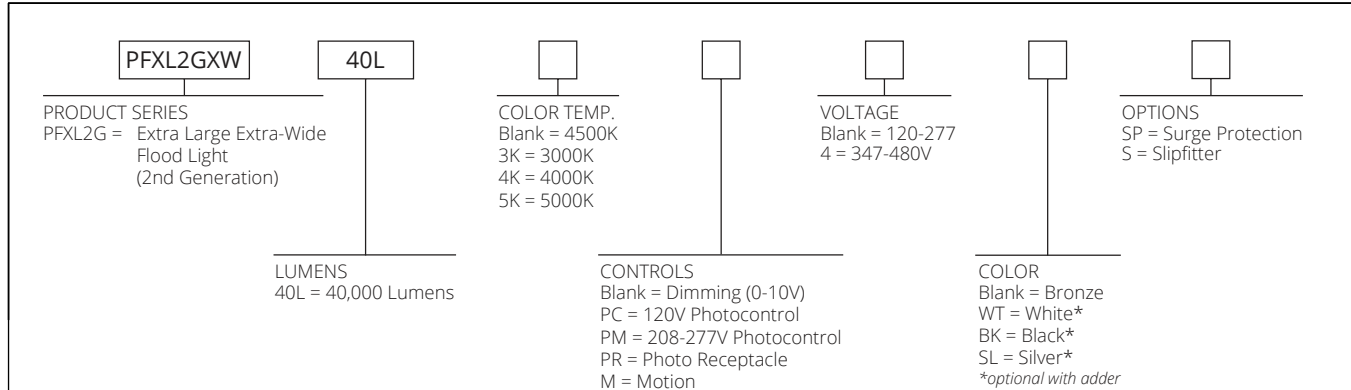
**Rebates and Incentives are available in many areas.
Contact an Atlas Representative for more information.**



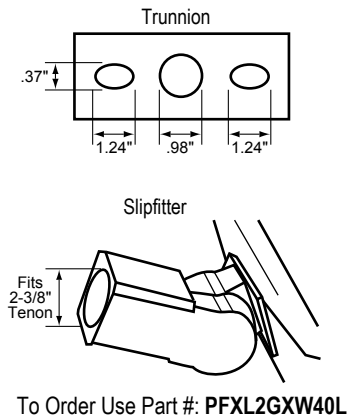
Extra-Wide Flood

PFXL2GXW40L Extra-Wide LED Flood Light

ORDERING FORMAT



MOUNTING DETAIL



To Order Use Part #: **PFXL2GXW40L**