



## DUCT FINGER CUTTING TOOL

Cuts Panduct Wide Finger  
Wiring Duct;  
and removes  
NR1 Nylon Rivets

### Part No. DFCT OPERATION INSTRUCTIONS



#### ⚠ WARNING

SAFETY GLASSES MUST BE  
WORN AT ALL TIMES WHEN  
USING THE DFCT TOOL.

USE CARE WHEN HANDLING  
TOOL; BLADE IS SHARP!

#### ⚠ CAUTION

This precision tool has been engineered and  
designed for use with Panduct Plastic Wiring  
Duct; and to remove NR1 Nylon Rivets.

It is not intended for use on any other products or  
materials.

Email: [techsupport@panduit.com](mailto:techsupport@panduit.com)

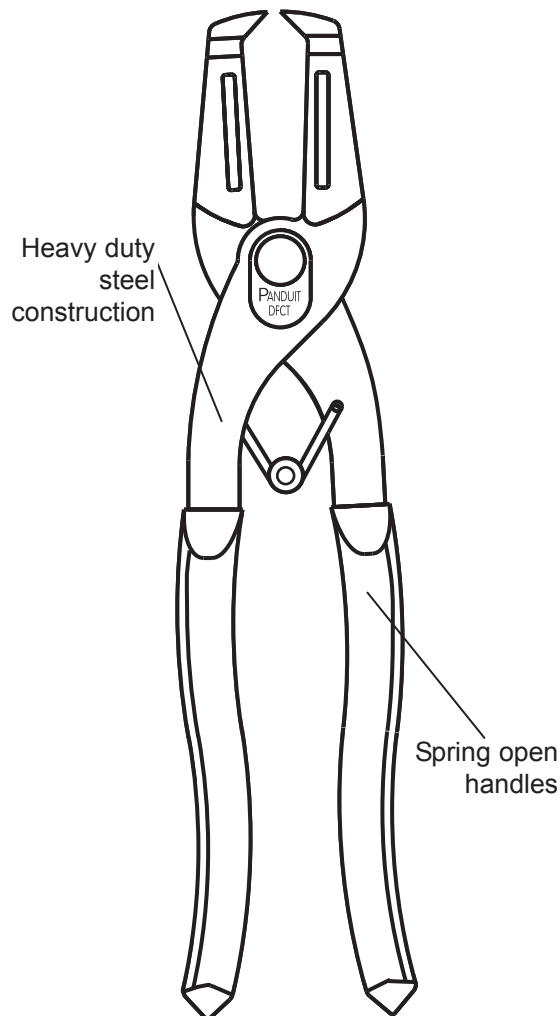
**PANDUIT**  
[www.panduit.com](http://www.panduit.com)

## DFCT

### DUCT FINGER CUTTING TOOL OPERATION INSTRUCTIONS

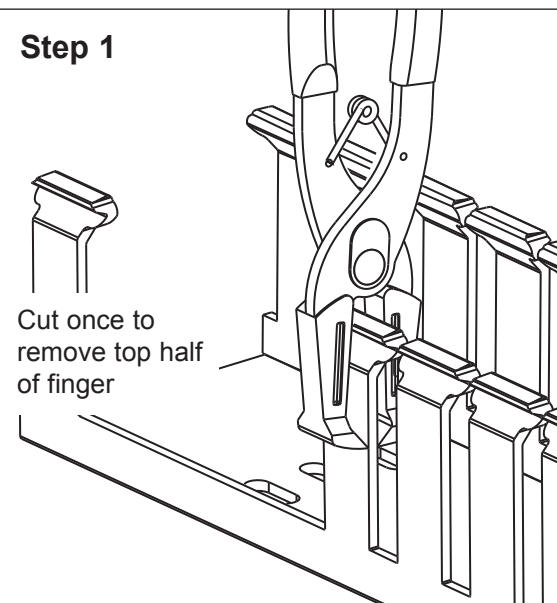
© Panduit Corp. 2014

#### DFCT TOOL

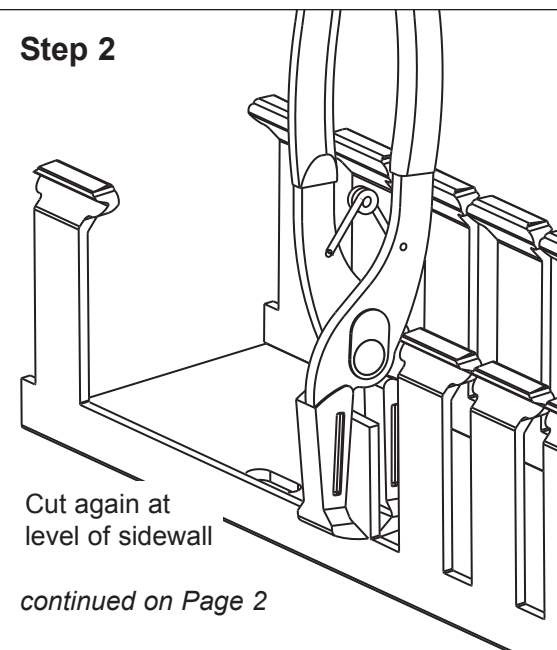


#### USING DFCT TO REMOVE DUCT FINGER

##### Step 1

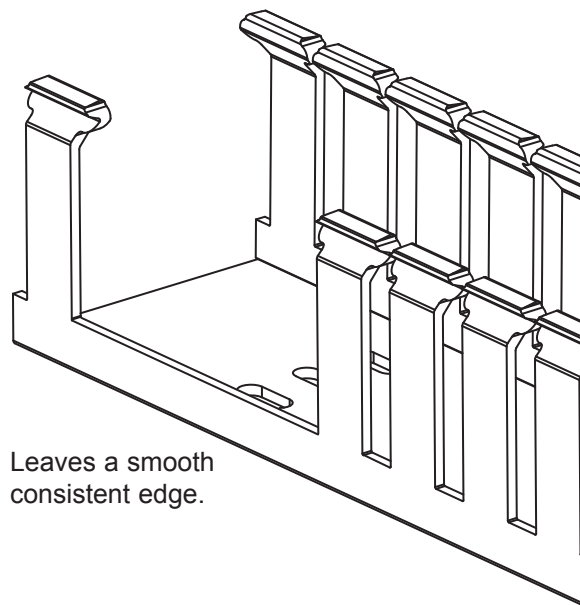


##### Step 2

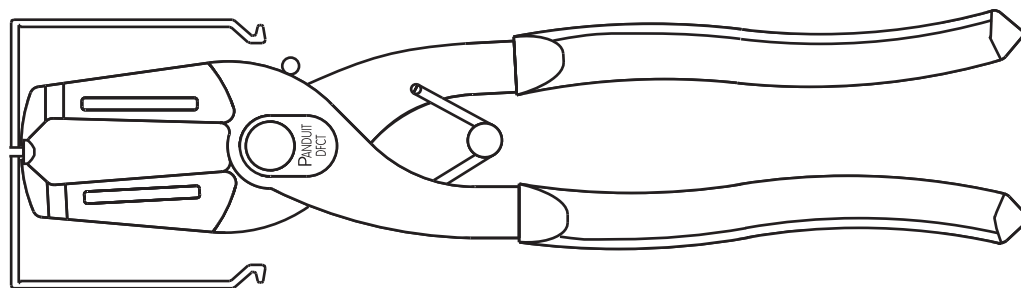


Technical Support:  
1-888-506-5400, ext. 83255

### Step 3

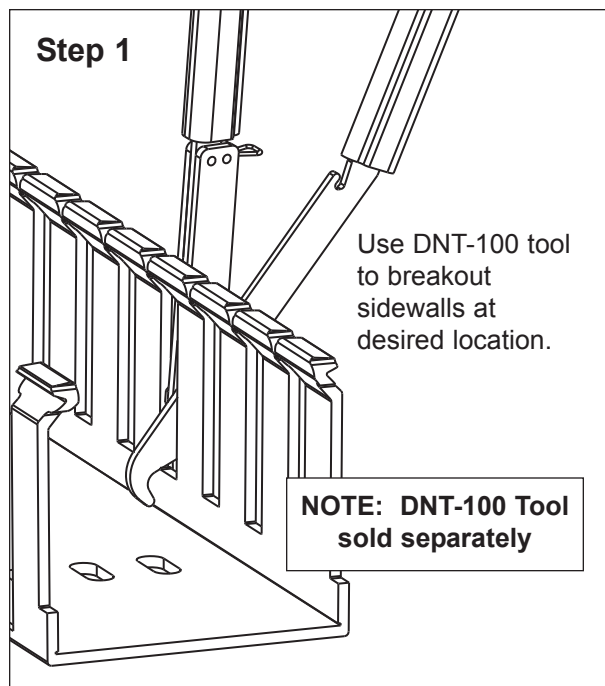


### Also Removes NR1 Nylon Rivets

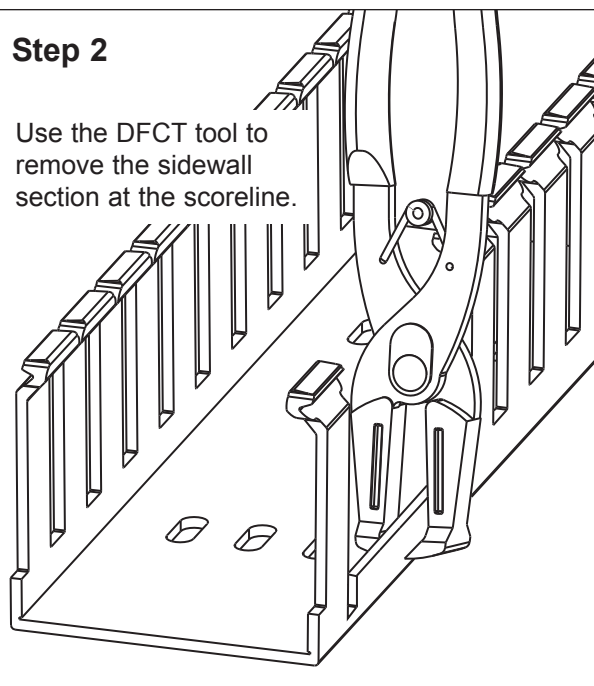


### OPTIONAL: USING DFCT & DNT-100 TO REMOVE DUCT SIDEWALL

#### Step 1



#### Step 2



#### Step 3

