

Catalog # :

Project :

Prepared By :

Date :



S4' LED Strip



The sleek architectural S is designed with toolless entry features saving time and money on installation. Optimizing industry leading LED technology, the S series delivers unparalleled performance and efficiency meeting stringent energy requirements. Offering 3000K, 3500K, 4000K and 5000K color temperatures. Innovative programmable drivers offer expansive lumen packages and comes standard with 0-10V dimming down to 1%. Designed with uncompromised aesthetics, the high-performance luminaire is well suited for commercial, industrial, retail and residential applications.

Features & Specifications

Optical System

- Use of closely spaced medium-power, high brightness chips provides uniform luminance.
- Available in 5000K, 4000K, 3500K, and 3000K color temperatures per ANSI C78.377. Consult Factory for other color temperature requirements.
- Minimum CRI of 80.

Electrical

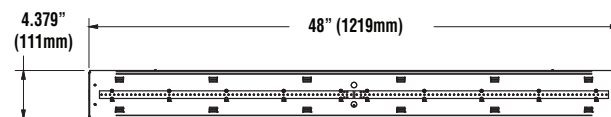
- Class 2 high-performance programmable driver features short circuit, open circuit protection for LED + and LED - and temperature foldback. Driver complies with FCC standards.
- 0-10 volt dimming (1% - 100%) standard.
- Standard Universal voltage (120-277 Vac) Input 50/60 Hz. Optional high Voltage 347 Vac Input available, consult factory for lead time and DLC® qualification information. Not all versions of this product may be DLC qualified. Please check the DLC Qualified Products List at www.designlights.org/QPL to confirm which versions are qualified.
- L70 Calculated Life: >60k Hours @ 25°C per IESNA TM-21-11. (See Lumen Maintenance on Page 2)
- Total harmonic distortion: <20%
- Power factor: >.90
- Input power stays constant over life.
- Optional (120-277V) integral 10 watt battery backup is available. The 90-minute batteries provide constant power to the LED system. The fixture delivers 1300 lumens during emergency mode. A test switch/indicator button is installed in the housing for ease of maintenance.

Controls

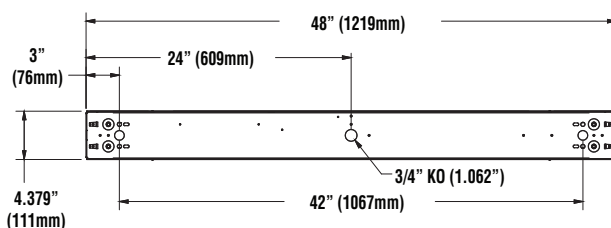
- Optional Bolt-on integral passive infrared motion and/or daylight sensor activates switching of luminaire light levels (see page 5 for more details).
- Optional Step-level dimming driver allows system to be switched to 50% power for compliance with common energy codes while maintaining fixture appearance.



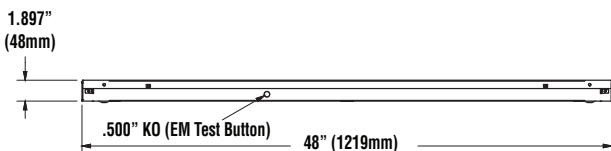
Dimensions



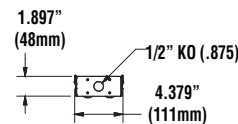
TOP VIEW



BOTTOM VIEW



SIDE VIEW



END VIEW



Features & Specifications (cont.)

Construction

- Rigid housing is die-formed 22-gauge cold rolled steel for consistency and strength.
- Available for individual or continuous row mounting.
- Tool-less access by applying pressure/squeezing the ends of the electrical housing channel to remove the light engine assembly to access the wire-way chamber
- Luminaire is proudly manufactured in the U.S of U.S. and imported components.
- Luminaire is painted after fabrication following treatment with phosphate rust inhibitor. Finish coat of housing is high reflectance white (minimum 92%) polyester powder.
- Shipping weight: 8 lbs

Installation

- Suitable for surface, pendant, grid and chain mounting.
- Accepts optional plug-in wiring feature for continuous row installation.
- Alignment couplers furnished for continuous row installation.

Warranty

- LSI LED Fixtures carry a 5-year warranty.
- 1 Year warranty on optional Battery Backup. Test regularly in accordance with local codes.

Listing

- Listed to UL 1598 and UL 8750 for 25°C Ambient applications
- RoHS Compliant.
- State of California Title 24 compliant with OCSUE/DHSUE option.
- American Recovery and Reinvestment Act Funding Compliant.
- Suitable For Damp Locations.

Photometry

- See website for IES and photometric files

Performance

S4 ELECTRICAL DATA (Amps)*				
Lumen Package	120V	208V	240V	277V
20L	0.12A	0.07A	0.06A	0.05A
30L	0.17A	0.10A	0.09A	0.08A
40L	0.23A	0.13A	0.12A	0.10A
50L	0.30A	0.17A	0.15A	0.13A
60L	0.34A	0.20A	0.17A	0.15A
70L	0.40A	0.23A	0.20A	0.17A
80L	0.47A	0.27A	0.23A	0.20A

*Electrical data at 25C (77F). Actual wattage may differ by +/-10%.

Recommended Lumen Maintenance ¹						
LUMENS	AMBIENT TEMP C	INITIAL ²	25K HR ²	50K HR ²	75K HR ³	100K HR ³
40L	25C	99%	97%	95%	94%	92%
80L	25C	99%	97%	95%	94%	92%

Specifications and dimensions subject to change without notice.

- 1 - Lumen maintenance values at 25C are calculated per TM-21 based on LM-80 data and in-situ testing.
- 2 - In accordance with IESNA TM-21-11, Projected Values represent interpolated value based on time durations that are within six times the IESNA LM-80-08 total test duration for the device under testing
- 3 - In accordance with IESNA TM-21-11, Calculated Values represent time durations that exceed six times the IESNA LM-80-08 total test duration for the device under testing

*LED chips are frequently updated therefore values are subject to change.



Performance (cont.)

S4 DELIVERED LUMENS*										
LUMEN PACKAGE	CRI	3000K CCT		3500K CCT		4000K CCT		5000K CCT		WATTAGE
		DELIVERED LUMENS	EFFICACY	DELIVERED LUMENS	EFFICACY	DELIVERED LUMENS	EFFICACY	DELIVERED LUMENS	EFFICACY	
20L	80	1973	137.0	1969	136.7	2014	148.8	2156	149.7	14.1
30L	80	3017	144.4	2944	140.8	3011	144.1	3223	154.8	27.7
40L	80	4013	144.9	3916	141.4	4005	144.6	4287	154.8	27.7
50L	80	5048	142.5	4929	139.1	5036	142.3	5391	152.3	35.4
60L	80	6103	149.6	5955	146.0	6091	149.3	6520	159.8	40.8
70L	80	7035	148.1	4864	144.5	7021	147.8	7516	158.2	47.5
80L	80	8079	145.1	7883	141.5	8063	144.8	8631	155.0	55.7

*LED chips are frequently updated therefore values are subject to change.



Luminaire Ordering Guide

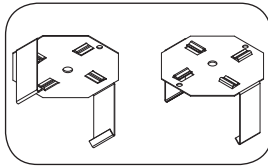
TYPICAL ORDER EXAMPLE: **S4 LED 40L UNV DIM1 35 80CRI**

Family Size	LED Gen	Lumen Package	Lens	Voltage	Driver	Color Temp	CRI	Controls	Options	Packaging
S4 - 4' Strip	LED	20L - 2000	(Blank) - None	UNV - 120-277v 347 - 347V ¹	DIM1 - Dims to 1%(0-10V) SD50 - Step dimming to 50% ²	30 - 3000K 35 - 3500K 40 - 4000K 50 - 5000K	80CRI - 80 CRI 90CRI - 90 CRI ¹	(Blank) - None OCSUE - Occupancy Sensor 120-277V ² DHSUE - Daylight harvesting/Occupancy Sensor 120-277V ²	(Blank) - None EM10 - 10W Battery Backup (1300 Lumens) ² PM1 - 5FT Pre-wired plug in assembly (standard) ² PM1LV - 5FT Pre-wired plug in assembly (0-10V Dimming) ² PM2 - 5FT Pre-wired plug in assembly (SD50 or EM10) ² PM2LV - 5FT Pre-wired plug in assembly (SD50 or EM10 with 0-10V Dimming) ²	(Blank) - Single Pack
		30L - 3000								
		*Consult factory for programmable wattages and lumen packages								

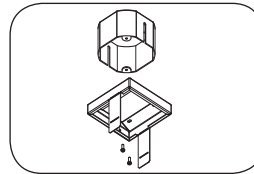
NOTES:

1. Consult factory for leadtime & DLC qualifications.
2. Not available with 347V

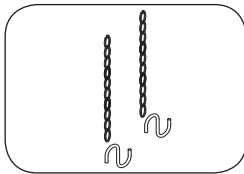
Accessory Ordering Information (Accessories are field installed)



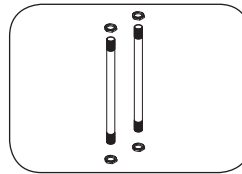
Description: T-Grid Hanger Kit
Order Number: (Qty 2) - 671560



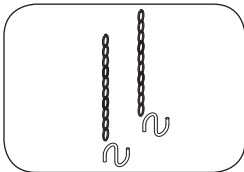
Description: T-Grid Collar (including junction box, wire collar & grid hanger)
Order Number: (Qty 1) - 558651



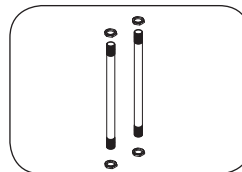
Description: Chain Hanger Set (36" length)
Order Number: (Qty 2) - M38258



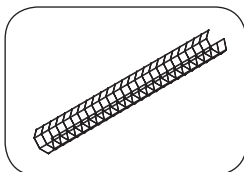
Description: 24" Pendant
Order Number: (Qty 1) - 687400



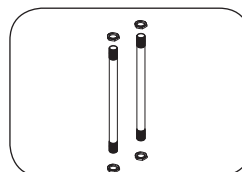
Description: Chain Hanger Set (60" length)
Order Number: (Qty 2) - 251057



Description: 36" Pendant
Order Number: (Qty 1) - 681509



Description: Wire Guard - 4 foot
Order Number: (Qty 1) - 549301



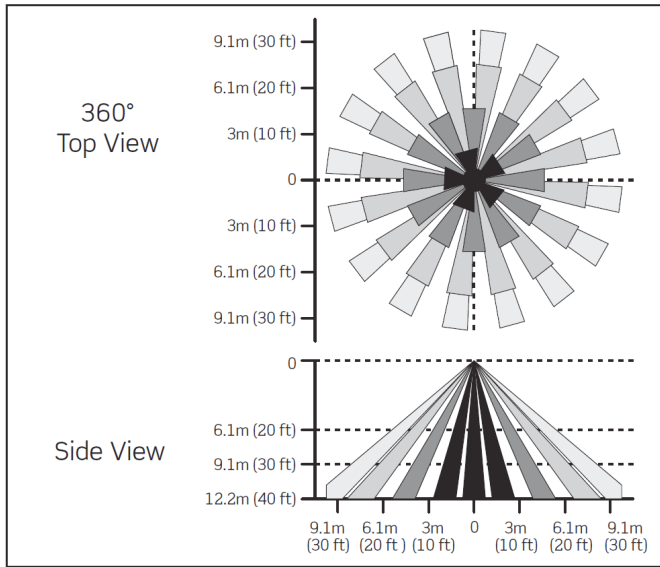
Description: 48" Pendant
Order Number: (Qty 1) - 687382



Controls

Occupancy Sensor (OCSUE)

- Optional integral passive infrared motion activates switching of luminaire on/off. Standard Factory settings: Luminaire is activated and increased to full bright upon detection of motion. Luminaire powers off when target zone is absent of motion activity for ~5 minutes. See coverage diagram for detection cone.



Occupancy Sensor / Daylight Sensor (DHSUE)

- Optional integral passive infrared motion and daylight sensor activates switching of luminaire on/off. Standard Factory settings: Luminaire is activated and increased to full bright upon detection of motion. Luminaire powers off when target zone is absent of motion activity for ~5 minutes. See coverage diagram for detection cone. Photocell turns off lights when sufficient amount of daylight is detected and turns lights on when additional lighting is required.

