



**[NO SOCKET BRACKET
RECESSED DOWNLIGHTS]**
DESIGNED FOR ALL AF-SERIES TRIMS AND B-SERIES ADJUSTABLE TRIMS

SPECIFICATION

A. HOUSING - Die-formed all aluminum construction for maximum heat dissipation and rust protection. Adjusts vertically in plaster frame to accommodate 1/2" to 1-3/8" ceiling.

B. SOCKET - Medium base screw shell porcelain socket that attaches directly to the AF series trims.

C. BAR HANGERS - Preinstalled bar hangers allow housing to be positioned and locked at any point within a 24" joist span. They can be positioned on either the long or short axis of the housing and can be shortened for 12" joists. They contain a double-headed real nail for secure attachment into the joist. Bar hanger nails are installed on a 20° downward angle for better contact, and the 90° pivoting mounting plate makes installation fast and accurate. Bar hangers can fit onto T-Bar spline with additional slots and holes for special mounting methods if necessary.

TYPE

☐ EZ26IC-AT

**USABLE WITH RL6 SERIES
LED RETROFIT MODULE**



D. JUNCTION BOX - UL listed for through-branch circuit wiring and has four 1/2" KOs, one 3/4" KO and four Romex knockouts with true pry-out slots and strain clamps. With quick-connectors included.

E. THERMAL PROTECTION - Standard thermal protection device guards against improper installation, overlamping and misuse of insulation material.

UL and C-UL listed


For Damp location
For Feed-through wiring
For Direct contact with insulation

OPTION

1. AIR-SHUT-

• Gasket to prevent air flow from heated or air conditioned spaces.

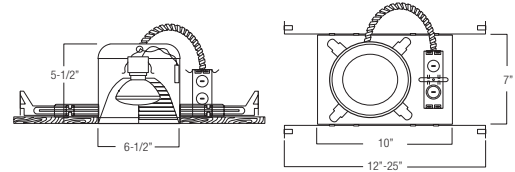
• Meets all national air flow requirements.



DESIGNED FOR 2" X 6" JOIST CONSTRUCTION

DESCRIPTION

For new construction. Thermally protected, IC rated specification grade recessed housing. Accommodates up to 75W PAR30, R30 lamps, 60W A19 lamps, 65W BR30 lamps and RL series LED retrofit module.



6"



**[NO SOCKET BRACKET
RECESSED DOWNLIGHTS]**
DESIGNED FOR ALL AF-SERIES TRIMS AND B-SERIES ADJUSTABLE TRIMS

SPECIFICATION

A. HOUSING - Die-formed, all aluminum construction for maximum heat dissipation and rust protection.

B. SOCKET - Medium base screw shell porcelain socket that attaches directly to the AF series trims.

C. INSTALLATION - For fast and easy installation in existing plaster or mechanical ceilings from 1/2" to 1-3/8" thick. Four remodel clips are easily retractable for fixture removal if necessary.

D. JUNCTION BOX - UL listed for through-branch circuit wiring, provided with eight 1/2" KOs and four Romex knockouts with strain relief. With quick-connectors included.

E. THERMAL PROTECTION - Standard thermal protection device guards against improper installation, overlamping and misuse of insulation material.

TYPE

☐ EZ26RIC-AT

**USABLE WITH RL6 SERIES
LED RETROFIT MODULE**



UL and C-UL listed

For Damp location
For Feed-through wiring
For Direct contact with insulation

OPTION

1. AIR-SHUT-

• Gasket to prevent air flow from heated or air conditioned spaces.

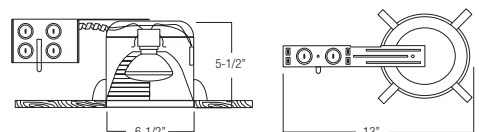
• Meets all national air flow requirements.



DESIGNED FOR 2" X 6" JOIST CONSTRUCTION

DESCRIPTION

Thermally protected, IC rated specification grade remodel recessed housing. For remodeling installations where housing will be in direct contact with insulation. Accommodates up to 75W PAR30, R30 lamps, 60W A19 lamps, 65W BR30 lamp and RL series LED retrofit module.



6 INCH LED / INCANDESCENT EZ SERIES IC SHALLOW HOUSING