



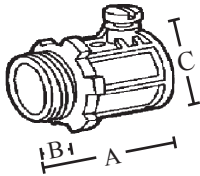
Friendly Service ... Powerful Solutions

Topaz Specification Sheet

Description: Set-Screw type connector used to join EMT to box or enclosure

Standard Material: Zinc Die Cast

Features: Concrete Tight when taped
Assembled with a Die Cast Locknut




TOPAZ CAT#	A	B	C
631/631i	1.16	.400	1.06
632/632i	1.39	.400	1.30
633/633i	1.55	.520	1.52
634/634i	1.93	.560	1.95
635/635i	2.28	.720	1.18
636/636i	2.50	.730	2.64
637/637i	3.08	.920	3.27
638/638i	3.37	1.050	3.91
639/639i	3.46	1.050	4.46
640/640i	3.75	1.050	4.99

1/2"-1"	1 SCREW
1 1/4"-4"	2 SCREW

TOPAZ CAT #	UPC#	SIZE	UNIT CTN	SHIP CASE	WT/ CASE
631	16290	1/2"	50	500	35
632	16300	3/4"	25	250	25
633	16310	1"	—	50	30
634	16320	1 1/4"	—	25	8
635	16330	1 1/2"	—	25	10
636	16340	2"	—	20	11
637	16350	2 1/2"	—	12	10
638	16360	3"	—	12	12
639	16370	3 1/2"	—	10	13
640	16380	4"	—	6	9

INSULATED THROAT

631i	16390	1/2"	50	500	35
632i	16400	3/4"	25	250	25
633i	16410	1"	50	200	30
634i	16420	1 1/4"	—	25	8
635i	16430	1 1/2"	—	25	10
636i	16440	2"	—	20	11
637i	16450	2 1/2"	—	12	10
638i	16460	3"	—	12	12
639i	16470	3 1/2"	—	10	13
640i	16480	4"	—	6	8



Approved by Quality Control: John Cavalieri



NEW YORK
925 Waverly Avenue
Holtsville, NY 11742
800-666-2852
Fax: 800-333-3488

CALIFORNIA
225 Parkside Drive
San Fernando, CA 91340
888-551-2852
Fax: 888-690-2852

FLORIDA
2020 West 26th Street
Jacksonville, FL 32209
800-666-2852
Fax: 800-333-3488



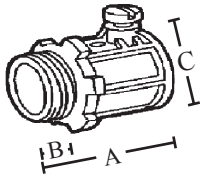
Friendly Service ... Powerful Solutions

Topaz Specification Sheet

Description: Set-Screw type connector used to join EMT to box or enclosure

Standard Material: Zinc Die Cast

Features: Concrete Tight when taped
Assembled with a Die Cast Locknut



TOPAZ CAT#	A	B	C
631/631i	1.16	.400	1.06
632/632i	1.39	.400	1.30
633/633i	1.55	.520	1.52
634/634i	1.93	.560	1.95
635/635i	2.28	.720	1.18
636/636i	2.50	.730	2.64
637/637i	3.08	.920	3.27
638/638i	3.37	1.050	3.91
639/639i	3.46	1.050	4.46
640/640i	3.75	1.050	4.99

1/2"-1" 1 SCREW
1 1/4"-4" 2 SCREW

TOPAZ CAT #	UPC#	SIZE	UNIT CTN	SHIP CASE	WT/ CASE
631	16290	1/2"	50	500	35
632	16300	3/4"	25	250	25
633	16310	1"	—	50	30
634	16320	1 1/4"	—	25	8
635	16330	1 1/2"	—	25	10
636	16340	2"	—	20	11
637	16350	2 1/2"	—	12	10
638	16360	3"	—	12	12
639	16370	3 1/2"	—	10	13
640	16380	4"	—	6	9

INSULATED THROAT

631i	16390	1/2"	50	500	35
632i	16400	3/4"	25	250	25
633i	16410	1"	50	200	30
634i	16420	1 1/4"	—	25	8
635i	16430	1 1/2"	—	25	10
636i	16440	2"	—	20	11
637i	16450	2 1/2"	—	12	10
638i	16460	3"	—	12	12
639i	16470	3 1/2"	—	10	13
640i	16480	4"	—	6	8



Approved by Quality Control: John Cavalieri



NEW YORK
925 Waverly Avenue
Holtsville, NY 11742
800-666-2852
Fax: 800-333-3488

CALIFORNIA
225 Parkside Drive
San Fernando, CA 91340
888-551-2852
Fax: 888-690-2852

FLORIDA
2020 West 26th Street
Jacksonville, FL 32209
800-666-2852
Fax: 800-333-3488



Friendly Service... Powerful Solutions

Topaz Specification Sheet

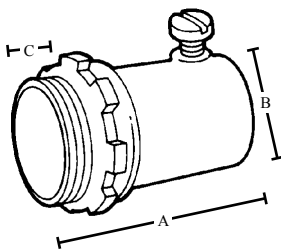
Description: Set Screw type connector used to join EMT to box or enclosure

Standard Material: Steel

Standard Finish: Zinc Plated

Features: Concrete Tight when taped
Assembled with a Steel Locknut

UL Standard: 514B
Fed .Spec. W-F-408E
NEMA: FB-1



TOPAZ CAT#	A	B	C
631S/Si	1.469	1.063	.406
632S/Si	1.531	1.313	.438
633S/Si	1.625	1.563	.469
634S/Si	2.250	1.938	.563
635S/Si	2.500	2.250	.563
636S/Si	2.750	2.750	.563
637S/Si	3.313	3.563	.750
638S/Si	3.813	4.188	.938
639S/Si	3.938	4.688	.938
640S/Si	4.188	5.188	1.000

1/2"-1" 1 SCREW
1 1/4"-4" 2 SCREW


TOPAZ CAT #	UPC#	SIZE	UNIT CTN	SHIP CASE	WT/ CASE
631S	23000	1/2"	50	500	50
632S	23010	3/4"	25	250	35
633S	23020	1"	50	200	46
634S	23030	1 1/4"	—	25	10
635S	23040	1 1/2"	—	25	14
636S	23050	2"	—	20	16
637S*	23060	2 1/2"	—	12	17
638S*	23070	3"	—	12	22
639S*	23080	3 1/2"	—	6	15
640S*	23090	4"	—	6	17

*EMT & RIGID

INSULATED THROAT

631Si	23100	1/2"	50	500	50
632Si	23110	3/4"	25	250	35
633Si	23120	1"	50	200	46
634Si	23130	1 1/4"	—	25	10
635Si	23140	1 1/2"	—	25	14
636Si	23150	2"	—	20	16
637Si*	23160	2 1/2"	—	12	17
638Si*	23170	3"	—	12	22
639Si*	23180	3 1/2"	—	6	15
640Si*	23190	4"	—	6	17

*EMT & RIGID



Approved by Quality Control: John Cavalieri



NEW YORK
925 Waverly Avenue
Holtsville, NY 11742
800-666-2852
Fax: 800-333-3488

CALIFORNIA
225 Parkside Drive
San Fernando, CA 91340
888-551-2852
Fax: 888-690-2852

FLORIDA
2020 West 26th Street
Jacksonville, FL 32209
800-666-2852
Fax: 800-333-3488



Friendly Service... Powerful Solutions

Topaz Specification Sheet

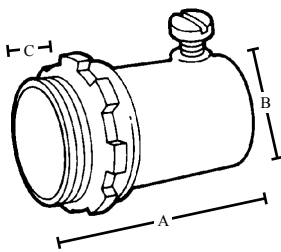
Description: Set Screw type connector used to join EMT to box or enclosure

Standard Material: Steel

Standard Finish: Zinc Plated

Features: Concrete Tight when taped
Assembled with a Steel Locknut

UL Standard: 514B
Fed .Spec. W-F-408E
NEMA: FB-1



TOPAZ CAT#	A	B	C
631S/Si	1.469	1.063	.406
632S/Si	1.531	1.313	.438
633S/Si	1.625	1.563	.469
634S/Si	2.250	1.938	.563
635S/Si	2.500	2.250	.563
636S/Si	2.750	2.750	.563
637S/Si	3.313	3.563	.750
638S/Si	3.813	4.188	.938
639S/Si	3.938	4.688	.938
640S/Si	4.188	5.188	1.000

1/2"-1" 1 SCREW
1 1/4"-4" 2 SCREW



TOPAZ CAT #	UPC#	SIZE	UNIT CTN	SHIP CASE	WT/ CASE
631S	23000	1/2"	50	500	50
632S	23010	3/4"	25	250	35
633S	23020	1"	50	200	46
634S	23030	1 1/4"	—	25	10
635S	23040	1 1/2"	—	25	14
636S	23050	2"	—	20	16
637S*	23060	2 1/2"	—	12	17
638S*	23070	3"	—	12	22
639S*	23080	3 1/2"	—	6	15
640S*	23090	4"	—	6	17

*EMT & RIGID

INSULATED THROAT

631Si	23100	1/2"	50	500	50
632Si	23110	3/4"	25	250	35
633Si	23120	1"	50	200	46
634Si	23130	1 1/4"	—	25	10
635Si	23140	1 1/2"	—	25	14
636Si	23150	2"	—	20	16
637Si*	23160	2 1/2"	—	12	17
638Si*	23170	3"	—	12	22
639Si*	23180	3 1/2"	—	6	15
640Si*	23190	4"	—	6	17

*EMT & RIGID



Approved by Quality Control: John Cavalieri



NEW YORK
925 Waverly Avenue
Holtsville, NY 11742
800-666-2852
Fax: 800-333-3488

CALIFORNIA
225 Parkside Drive
San Fernando, CA 91340
888-551-2852
Fax: 888-690-2852

FLORIDA
2020 West 26th Street
Jacksonville, FL 32209
800-666-2852
Fax: 800-333-3488



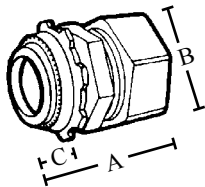
Friendly Service ... Powerful Solutions

Topaz Specification Sheet

Description: Compression type connector used to join EMT to box or enclosure

Standard Material: Zinc Die Cast

Features: Concrete Tight. Assembled with a Die Cast Locknut



TOPAZ CAT#	A	B	C
651/651i	1.26	1.10	.420
652/652i	1.34	1.31	.420
653/653i	1.49	1.67	.525
654/654i	1.67	2.10	.630
655/655i	1.87	2.30	.620
656/656i	2.01	2.85	.680
657/657i	2.63	3.70	.860
658/658i	2.77	4.49	1.01
659/659i	2.77	5.06	.94
660/660i	2.77	5.63	1.00

TOPAZ CAT #	UPC#	SIZE	UNIT CTN	SHIP CASE	WT/ CASE
651	16590	1/2"	50	500	50
652	16600	3/4"	25	250	35
653	16610	1"	50	200	40
654	16620	1 1/4"	—	25	10
655	16630	1 1/2"	—	20	11
656	16640	2"	—	15	12
657	16650	2 1/2"	—	12	13
658	16660	3"	—	12	16
659	16670	3 1/2"	—	10	18
660	16680	4"	—	6	12



1/2"-2"
2 1/2"-4"
E148720
E148716

INSULATED THROAT

651i	16690	1/2"	50	200	50
652i	16700	3/4"	25	250	35
653i	16710	1"	50	200	40
654i	16720	1 1/4"	—	25	10
655i	16730	1 1/2"	—	20	11
656i	16740	2"	—	15	12
657i	16750	2 1/2"	—	12	13
658i	16760	3"	—	12	16
659i	16770	3 1/2"	—	10	18
660i	16780	4"	—	6	12



1/2"-2"
2 1/2"-4"
E148720
E148716

Approved by Quality Control: John Cavalieri



NEW YORK
925 Waverly Avenue
Holtsville, NY 11742
800-666-2852
Fax: 800-333-3488

CALIFORNIA
225 Parkside Drive
San Fernando, CA 91340
888-551-2852
Fax: 888-690-2852

FLORIDA
2020 West 26th Street
Jacksonville, FL 32209
800-666-2852
Fax: 800-333-3488



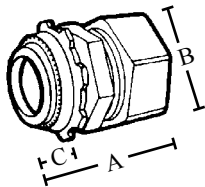
Friendly Service ... Powerful Solutions

Topaz Specification Sheet

Description: Compression type connector used to join EMT to box or enclosure

Standard Material: Zinc Die Cast

Features: Concrete Tight. Assembled with a Die Cast Locknut



TOPAZ CAT#	A	B	C
651/651i	1.26	1.10	.420
652/652i	1.34	1.31	.420
653/653i	1.49	1.67	.525
654/654i	1.67	2.10	.630
655/655i	1.87	2.30	.620
656/656i	2.01	2.85	.680
657/657i	2.63	3.70	.860
658/658i	2.77	4.49	1.01
659/659i	2.77	5.06	.94
660/660i	2.77	5.63	1.00

TOPAZ CAT #	UPC#	SIZE	UNIT CTN	SHIP CASE	WT/ CASE
651	16590	1/2"	50	500	50
652	16600	3/4"	25	250	35
653	16610	1"	50	200	40
654	16620	1 1/4"	—	25	10
655	16630	1 1/2"	—	20	11
656	16640	2"	—	15	12
657	16650	2 1/2"	—	12	13
658	16660	3"	—	12	16
659	16670	3 1/2"	—	10	18
660	16680	4"	—	6	12



1/2"-2"
2 1/2"-4"
E148720
E148716

INSULATED THROAT

651i	16690	1/2"	50	200	50
652i	16700	3/4"	25	250	35
653i	16710	1"	50	200	40
654i	16720	1 1/4"	—	25	10
655i	16730	1 1/2"	—	20	11
656i	16740	2"	—	15	12
657i	16750	2 1/2"	—	12	13
658i	16760	3"	—	12	16
659i	16770	3 1/2"	—	10	18
660i	16780	4"	—	6	12



1/2"-2"
2 1/2"-4"
E148720
E148716

Approved by Quality Control: John Cavalieri



NEW YORK
925 Waverly Avenue
Holtsville, NY 11742
800-666-2852
Fax: 800-333-3488

CALIFORNIA
225 Parkside Drive
San Fernando, CA 91340
888-551-2852
Fax: 888-690-2852

FLORIDA
2020 West 26th Street
Jacksonville, FL 32209
800-666-2852
Fax: 800-333-3488



Friendly Service ... Powerful Solutions

Topaz Specification Sheet

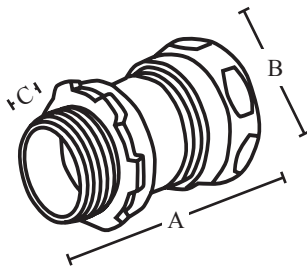
Description: Compression type connector used to join EMT to box or enclosure

Standard Material: Steel

Standard Finish: Zinc Plated

Features: Concrete Tight. Assembled with a Steel Locknut

UL Standard: 514B
Fed .Spec. W-F-408E
NEMA: FB-1



TOPAZ CAT#	A	B	C
651S/Si	1.750	1.250	.406
652S/Si	1.813	1.563	.406
653S/Si	2.000	1.813	.406
654S/Si	2.750	2.188	.500
655S/Si	3.000	2.438	.500
656S/Si	3.188	2.938	.688
657S/Si	3.875	3.688	.750
658S/Si	4.375	4.313	.938
659S/Si	4.500	4.875	.938
660S/Si	4.750	5.375	.938

TOPAZ CAT #	UPC#	SIZE	UNIT CTN	SHIP CASE	WT/ CASE
651S	16790	1/2"	25	250	30
652S	16800	3/4"	25	250	43
653S	16810	1"	10	100	25
654S	16820	1 1/4"	—	25	12
655S	16830	1 1/2"	—	20	12
656S	16840	2"	—	15	15
657S	16841	2 1/2"	—	12	19
658S	16842	3"	—	6	15
659S	16843	3 1/2"	—	6	16
660S	16844	4"	—	6	21

INSULATED THROAT

651Si	16850	1/2"	25	250	30
652Si	16860	3/4"	25	250	43
653Si	16870	1"	10	100	25
654Si	16880	1 1/4"	—	25	12
655Si	16890	1 1/2"	—	20	12
656Si	16900	2"	—	15	15
657Si	16901	2 1/2"	—	12	19
658Si	16902	3"	—	6	15
659Si	16903	3 1/2"	—	6	16
660Si	16904	4"	—	6	21



E148716



E148716

Approved by Quality Control: John Cavalieri



NEW YORK

925 Waverly Avenue
Holtsville, NY 11742
800-666-2852
Fax: 800-333-3488

CALIFORNIA

225 Parkside Drive
San Fernando, CA 91340
888-551-2852
Fax: 888-690-2852

FLORIDA

2020 West 26th Street
Jacksonville, FL 32209
800-666-2852
Fax: 800-333-3488



Friendly Service ... Powerful Solutions

Topaz Specification Sheet

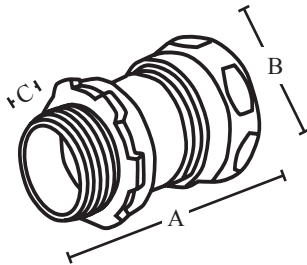
Description: Compression type connector used to join EMT to box or enclosure

Standard Material: Steel

Standard Finish: Zinc Plated

Features: Concrete Tight. Assembled with a Steel Locknut

UL Standard: 514B
Fed .Spec. W-F-408E
NEMA: FB-1



TOPAZ CAT#	A	B	C
651S/Si	1.750	1.250	.406
652S/Si	1.813	1.563	.406
653S/Si	2.000	1.813	.406
654S/Si	2.750	2.188	.500
655S/Si	3.000	2.438	.500
656S/Si	3.188	2.938	.688
657S/Si	3.875	3.688	.750
658S/Si	4.375	4.313	.938
659S/Si	4.500	4.875	.938
660S/Si	4.750	5.375	.938

TOPAZ CAT #	UPC#	SIZE	UNIT CTN	SHIP CASE	WT/ CASE
651S	16790	1/2"	25	250	30
652S	16800	3/4"	25	250	43
653S	16810	1"	10	100	25
654S	16820	1 1/4"	—	25	12
655S	16830	1 1/2"	—	20	12
656S	16840	2"	—	15	15
657S	16841	2 1/2"	—	12	19
658S	16842	3"	—	6	15
659S	16843	3 1/2"	—	6	16
660S	16844	4"	—	6	21

INSULATED THROAT

TOPAZ CAT #	UPC#	SIZE	UNIT CTN	SHIP CASE	WT/ CASE
651Si	16850	1/2"	25	250	30
652Si	16860	3/4"	25	250	43
653Si	16870	1"	10	100	25
654Si	16880	1 1/4"	—	25	12
655Si	16890	1 1/2"	—	20	12
656Si	16900	2"	—	15	15
657Si	16901	2 1/2"	—	12	19
658Si	16902	3"	—	6	15
659Si	16903	3 1/2"	—	6	16
660Si	16904	4"	—	6	21



E148716



E148716

Approved by Quality Control: John Cavalieri



NEW YORK
925 Waverly Avenue
Holtsville, NY 11742
800-666-2852
Fax: 800-333-3488

CALIFORNIA
225 Parkside Drive
San Fernando, CA 91340
888-551-2852
Fax: 888-690-2852

FLORIDA
2020 West 26th Street
Jacksonville, FL 32209
800-666-2852
Fax: 800-333-3488



Friendly Service ... Powerful Solutions™

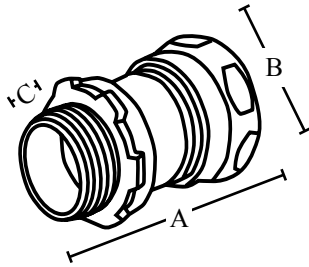
Topaz Specification Sheet

Description: Raintight compression type connector used to join EMT to a box or enclosure.

Standard Material: Steel

Standard Finish: Zinc Plated

Features: Concrete Tight and Raintight
Assembled with a Steel Locknut and Gasket



TOPAZ CAT#	A	B	C
651SRT	.689	.500	1.125
652SRT	.750	.500	1.375
653SRT	.846	.562	1.687
654SRT	1.687	1.012	2.062
655SRT	1.717	1.062	2.250
656SRT	1.875	1.125	2.750
657SRT	1.968	1.562	3.625
658SRT	2.689	1.562	4.250
659SRT	2.812	1.812	4.687
660SRT	2.812	1.812	5.187

651SiRT	A	B	C
651SiRT	.689	.500	1.125
652SiRT	.750	.500	1.375
653SiRT	.846	.562	1.687
654SiRT	1.687	1.012	2.062
655SiRT	1.717	1.062	2.250
656SiRT	1.875	1.125	2.750
657SiRT	1.968	1.562	3.625
658SiRT	2.689	1.562	4.250
659SiRT	2.812	1.812	4.687
660SiRT	2.812	1.812	5.187

TOPAZ CAT #	UPC#	SIZE	UNIT CTN	SHIP CASE	WT/ CASE
651SRT	83059	1/2"	25	250	30
652SRT	83060	3/4"	25	250	43
653SRT	83061	1"	10	100	25
654SRT	83062	1 1/4"	—	25	12
655SRT	83063	1 1/2"	—	20	12
656SRT	83064	2"	—	15	15
657SRT	83598	2 1/2"	—	12	19
658SRT	83599	3"	—	12	15
659SRT	83600	3 1/2"	—	5	16
660SRT	83659	4"	—	3	21

INSULATED THROAT

651SiRT	83006	1/2"	25	250	30
652SiRT	83007	3/4"	25	250	43
653SiRT	83008	1"	10	100	25
654SiRT	83009	1 1/4"	—	25	12
655SiRT	83010	1 1/2"	—	20	12
656SiRT	83011	2"	—	15	15
657SiRT	83512	2 1/2"	—	12	19
658SiRT	83513	3"	—	6	15
659SiRT	83614	3 1/2"	—	5	16
660SiRT	83615	4"	—	3	21



E170258



E170258

Approved by Quality Control: John Cavalieri



NEW YORK
925 Waverly Avenue
Holtsville, NY 11742
800-666-2852
Fax: 800-333-3488

CALIFORNIA
225 Parkside Drive
San Fernando, CA 91340
888-551-2852
Fax: 888-690-2852

FLORIDA
2020 West 26th Street
Jacksonville, FL 32209
800-666-2852
Fax: 800-333-3488



Friendly Service ... Powerful Solutions™

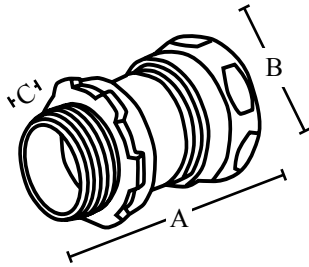
Topaz Specification Sheet

Description: Raintight compression type connector used to join EMT to a box or enclosure.

Standard Material: Steel

Standard Finish: Zinc Plated

Features: Concrete Tight and Raintight
Assembled with a Steel Locknut and Gasket



TOPAZ CAT#	A	B	C
651SRT	.689	.500	1.125
652SRT	.750	.500	1.375
653SRT	.846	.562	1.687
654SRT	1.687	1.012	2.062
655SRT	1.717	1.062	2.250
656SRT	1.875	1.125	2.750
657SRT	1.968	1.562	3.625
658SRT	2.689	1.562	4.250
659SRT	2.812	1.812	4.687
660SRT	2.812	1.812	5.187

651SiRT	A	B	C
651SiRT	.689	.500	1.125
652SiRT	.750	.500	1.375
653SiRT	.846	.562	1.687
654SiRT	1.687	1.012	2.062
655SiRT	1.717	1.062	2.250
656SiRT	1.875	1.125	2.750
657SiRT	1.968	1.562	3.625
658SiRT	2.689	1.562	4.250
659SiRT	2.812	1.812	4.687
660SiRT	2.812	1.812	5.187

TOPAZ CAT #	UPC#	SIZE	UNIT CTN	SHIP CASE	WT/ CASE
651SRT	83059	1/2"	25	250	30
652SRT	83060	3/4"	25	250	43
653SRT	83061	1"	10	100	25
654SRT	83062	1 1/4"	—	25	12
655SRT	83063	1 1/2"	—	20	12
656SRT	83064	2"	—	15	15
657SRT	83598	2 1/2"	—	12	19
658SRT	83599	3"	—	12	15
659SRT	83600	3 1/2"	—	5	16
660SRT	83659	4"	—	3	21

INSULATED THROAT

651SiRT	83006	1/2"	25	250	30
652SiRT	83007	3/4"	25	250	43
653SiRT	83008	1"	10	100	25
654SiRT	83009	1 1/4"	—	25	12
655SiRT	83010	1 1/2"	—	20	12
656SiRT	83011	2"	—	15	15
657SiRT	83512	2 1/2"	—	12	19
658SiRT	83513	3"	—	6	15
659SiRT	83614	3 1/2"	—	5	16
660SiRT	83615	4"	—	3	21



E170258



E170258

Approved by Quality Control: John Cavalieri



NEW YORK
925 Waverly Avenue
Holtsville, NY 11742
800-666-2852
Fax: 800-333-3488

CALIFORNIA
225 Parkside Drive
San Fernando, CA 91340
888-551-2852
Fax: 888-690-2852

FLORIDA
2020 West 26th Street
Jacksonville, FL 32209
800-666-2852
Fax: 800-333-3488