

## Liquid-Tight, Concrete-Tight Zinc Fitting for PVC Jacketed MC & Teck 90

Heavy-duty zinc die-cast. Liquid-tight, concrete-tight. LTMC50 is a single fitting that fits **three** cable sizes (#14, #12, #10). LTMC507 and LTMC75 are larger sizes, perfect for parking decks.

### FEATURES AND BENEFITS

- Reduces inventory & saves cost of stocking several different fittings
- Fast and easy installation
- Ideal for parking decks
- Larger sizes accommodate widest cable range: 14/2 - 4/3



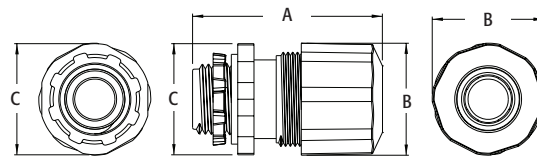
White grommet and washer for #10 cable

LTMC50


CATALOG NUMBER	UPC/DCI/NAED MFG #018997	TRADE SIZE	CABLE RANGE	UNIT PKG	STD PKG	DIM A	DIM B	DIM C
LTMC50	04279	1/2"	.415 - .565	25	100	2.221	1.310	1.300
LTMC507	16800	1/2"	.550 - .765	25	25	2.603	1.680	1.188
LTMC75	16801	3/4"	.725 - .980	25	25	2.648	1.680	1.350

### LTMC50 INCLUDES...

Zinc, liquid-tight, concrete-tight fitting, black grommet and washer for #12 or #14 cable (ships installed), and white grommet and washer for #10 cable.



LTMC507




(Exploded view of LTMC507)



LTMC75

### INSTALLATION INSTRUCTIONS (LTMC50)



LTMC50 ships ready to install on #12 or #14 PVC jacketed MC cable. For installations on #10 cable, substitute the **WHITE** grommet and washer...it's **FAST** and **EASY!**

1. Remove sharp edges from end of MC cable, then cut 1-1/4" off the PVC jacket to prepare cable for installation of fitting.
2. Determine which grommet and washer combination to use (white for #10, black for #12 or #14). When assembled, push cable into fitting.
3. Cable installed in fitting. Tighten nut.
4. Install assembly in box.