

## Intersystem Grounding Bridges




GB5




GB5NC



GBB5



GBB50



GBB5250

Available in zinc or bronze. Provides reliable intersystem bonding between power and communication grounding systems. Comes with textured, paintable, white cover. Cover is UV rated plastic for long outdoor life.

### FEATURES AND BENEFITS

- Meets 2014 NEC Ground Requirements
- GB5 has four termination points one more than required by 250.94 of the 2014 NEC
- Available in Zinc and Bronze
- Handles multiple hookups of communications systems—such as a phone, cable TV, or satellite dish
- Fast, simple installation on grounding conductor
- Plastic cover is textured and paintable for good looks

### CABLE RANGE

- Four termination points for #4-#14 (solid or stranded)
- Attaches to conductor with "Lay in" style lug with cable range of #6-#2
- GBB50 has larger cable range of #6-#1/0

CATALOG NUMBER	UPC/DCI/NAED MFG #018997	DESCRIPTION	UNIT PKG	STD PKG	DIM A	DIM B	DIM C	DIM D	DIM E	DIM F
GB5	76095	Zinc, w/cover	1	10	3.383	1.409	.872	4.398	1.836	1.497
GB5NC	76094	Zinc, NO cover	10	10	3.383	1.409	.872	-	-	-
GBB5	76096	Bronze, w/cover	1	10	3.383	1.409	.872	4.398	1.836	1.497
GBB50	09726	Bronze, w/cover	1	10	3.383	1.409	.872	4.398	1.836	1.497
GBB5250	09756	Bronze, w/cover	1	10	4.325	1.638	.935	5.462	1.869	1.685

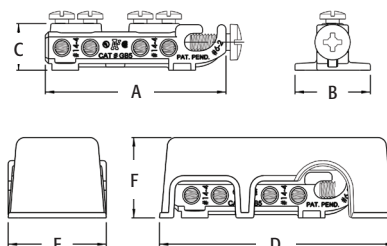
PATENTED.



**NEW!  
COSTS LESS**



**GB5NC** Without the cover and screw...and bulk packaged to lower the cost!



### INSTALLATION INSTRUCTIONS




Attach bridge to substrate. (Mounting screws not provided.)



Insert grounding electrode conductor into the lay in lug. Tighten screw.



Finish by attaching the cover. Good looks, a great finish.



GBB5

Scan For Video

