

DEWALT®

POWER TOOLS, EQUIPMENT & ACCESSORIES



GUARANTEED TOUGH.®

DEWALT®

CORDLESS CATALOG





DeWALT INTRODUCES **NANO™** TECHNOLOGY

LITHIUM ION



POWERED BY NANO™- PHOSPHATE LITHIUM ION

**36
VOLT**

**28
VOLT**

**18
VOLT**

This all-new, revolutionary tool lineup is lightweight but powerful and delivers superior cycle life.

NANO™ Technology is available in:

18V – Works with your existing 18V tools.

28V – An ultimate power-to-weight performer.

36V – Gives you the power of corded without the cord.



**18
VOLT**

LITHIUM ION
NANO™
TECHNOLOGY



LIGHTER.

**28
VOLT**

LITHIUM ION
NANO™
TECHNOLOGY



STRONGER.

**36
VOLT**

LITHIUM ION
NANO™
TECHNOLOGY



**WITHOUT A
CORD.**

GUARANTEED TOUGH.®

HERE'S HOW TO MAKE THE RIGHT CHOICE.

1 Start with Voltage. As voltage increases,

you can perform **more** applications, **larger** applications, and do them **faster**.

Selecting a voltage also includes determining whether the voltage system offers all of the tools you need.

2 Determine the Product Family.

Depending on your prioritization of performance, ergonomics and value, DEWALT offers up to three choices of product families.

3 Compare Feature Sets. DEWALT offers

a variety of options in transmissions, chucks, batteries, etc. to best satisfy your needs.

1 Start with Voltage



Page 8

36V



Page 20

28V



Page 14



Page 32

18V



Page 30

14.4V



Page 34

12V



Page 34

9.6V

7.2V

2 Determine the Product Family

LITHIUM ION



Top 2 Needs:

Size/Weight
Performance



Top 2 Needs:

Power
Run-Time



COMPACT

Top 2 Needs:

Size/Weight
Value



3 Compare Feature Sets

Transmission RPMs



Chuck Type

Battery Type



Carrying Case

Keyless Clamps



Handle Comfort

Balance



Hammer Feature

GUARANTEED TOUGH.®

DeWALT

18V CORDLESS SYSTEM

18 VOLT

OVER 40 TOOLS. ONE SYSTEM.



DeWALT

LITHIUM ION

NANO TECHNOLOGY

POWERED BY NANO™ PHOSPHATE LITHIUM ION

RECHARGES

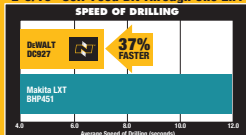
2X MORE Recharges

WEIGHT



PERFORMANCE

2-9/16" Self-Feed Bit Through One 2x4



SYSTEM

18V NANO™ Battery Works with All Your 18V DeWALT Tools.

*DC9180 requires a NANO™ compatible charger DC9310, DC9320, DC9319

HEAVY-DUTY 1/2" (13mm) 18V CORDLESS HAMMERDRILL/DRILL/DRIVER KIT

**18
VOLT**

DC927KL

KEY FEATURES

Patented 3-Speed All-Metal Transmission

Maximizes the speed to the application for optimal performance

Heavy-Duty 1/2" Self-Tightening Chuck

Chuck tightens throughout operation providing superior bit gripping torque

Maximum Durability and Reliability

Built to withstand the job-site environment and the most demanding applications

18V High Performance Battery Pack

Provides long run-time and battery life

DeWALT Built High Power, High Efficiency Motor with Electric Brake
Delivers maximum performance in all drilling and fastening applications

Anti-Slip Comfort Grip
Provides increased comfort and control

**18
VOLT**

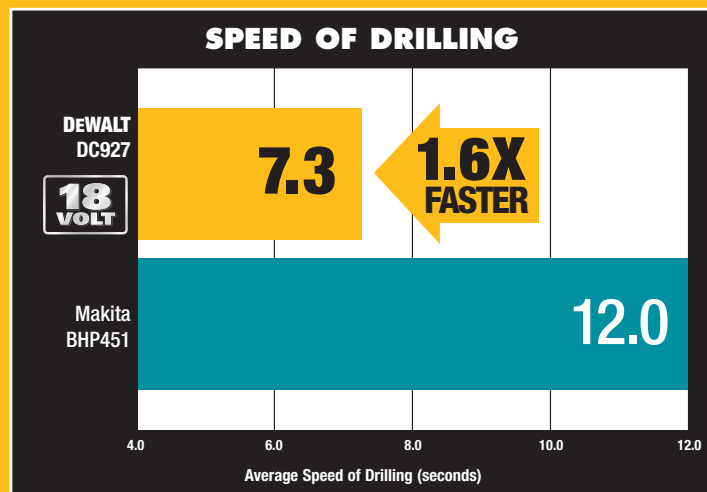
PERFORMANCE

2-9/16" Self Feed Bit Through One 2x4

Average results based on 54 applications using 6 units



**One
2x4**



SPECIFICATIONS

**18
VOLT**

Catalog Number	DC927KL
Volts	18V
Chuck Size	1/2"
Max Power	425 unit watts out
# of Speed Settings	3
Max RPM	0-450/0-1,500/0-1,800
Max BPM	0-7,650/0-25,500/0-30,600
# of Clutch Settings	22
Weight	5.5 lbs
Includes	(2) 18V battery packs, 1 hour charger, 360° side handle, heavy-duty kit box



LITHIUM ION

NANO TECHNOLOGY
POWERED BY NANO™ PHOSPHATE LITHIUM ION

GUARANTEED TOUGH.®

DEWALT

HEAVY-DUTY 1/4" (6.35mm) 18V CORDLESS IMPACT DRIVER KIT

18 VOLT

DC827KL

OEM Accessory Recess

Provides compatibility with many popular after-market components for increased flexibility and productivity

LED Work Light

Provides increased visibility in dark/confined spaces

Variable Speed Reversing Switch

Provides control for both setting and removing fasteners

Short Length

Compact to fit into tight spaces

Durable High Speed Motor with Replaceable Brushes

Provides high performance, durability and serviceability

Improved Handle Design

Delivers increased comfort and provides for less user fatigue


18V High Performance Battery Pack

Provides long run-time and battery life

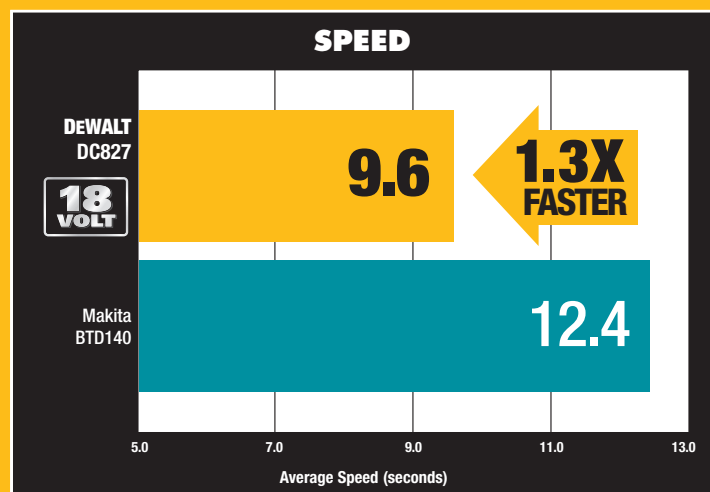
PERFORMANCE

3/8" x 3" Lag Bolt into 4x4 Pressure Treated Lumber

Average results based on 54 applications using 6 units




Lag
Screw
in 4x4



SPECIFICATIONS

18 VOLT

Catalog Number	DC827KL	DC822KL
Volts	18V	18V
Chuck Size	1/4" Hex, Quick Release	1/2" Square with Detent Pin Retention
Torque	1,330 in-lbs.	1,740 in-lbs.
No Load RPM	0-2,400	0-2,400
Max IPM	0-2,700	0-2,700
Weight	3.7 lbs	3.7 lbs
Includes	(2) 18V battery packs, 1 hour charger, heavy-duty kit box	(2) 18V battery packs, 1 hour charger, heavy-duty kit box



DEWALT

LITHIUM ION

NANO[™] TECHNOLOGY

POWERED BY NANO'S PROGRESSIVE LITHIUM ION KIT

HEAVY-DUTY 18V BATTERY PACK WITH **NANO™** TECHNOLOGY

DC9180

- Compatible with DeWALT 18V Tools
- DeWALT Exclusive NANO™ Phosphate Lithium Ion Cells
Offer long battery life & durability: 2,000 recharges
- Lightweight Design
1.5 lbs - same weight as a DeWALT 12V NiCd battery
- No Memory & Virtually No Self-Discharge
For maximum productivity & less downtime



*Requires NANO™ Technology compatible charger (DC9310, DC9320 or DC9319)

HEAVY-DUTY 7.2V-18V NiCd/ NiMH/Li-Ion 1 HOUR CHARGER

DC9310

- Charges All DeWALT 7.2 - 18V NiCd/NiMH/Li-Ion Batteries
Users need only one charger for multiple cordless products (except Univolt batteries)
- DeWALT 3-Stage Charging System
Provides maximum run-time and extends overall life of the battery



*Also Available:

- DC9180C Heavy-Duty 1 Hour Charger and 18V Battery Pack with NANO™ Technology Combo Kit
- DC9320 Heavy-Duty 7.2V-18V NiCd/NiMH/Li-Ion Dual Port 1 Hour Charger
- DC9319 Heavy-Duty 7.2V-18V NiCd/NiMH/Li-Ion 1 Hour Vehicle Charger

HEAVY-DUTY 18V CORDLESS COMBO KIT

LITHIUM ION



POWERED BY NANO™-PHOSPHATE LITHIUM ION



DCX4230

KIT INCLUDES:

Hammerdrill/drill/driver
Impact driver
(2) 18V battery packs
1 hour charger
360° side handle
Contractor bag



DCK475L

KIT INCLUDES:

Hammerdrill/drill/driver
Impact driver
Reciprocating saw
Flexible floodlight
(2) 18V battery packs
1 hour charger
360° side handle
Reciprocating saw blade
Contractor bag



DCK675L

KIT INCLUDES:

Hammerdrill/drill/driver	360° side handle
Impact driver	Reciprocating saw blade
Reciprocating saw	Type 1 and type 27 guards
Cut-off tool	Wrench
High-torque impact wrench	Backing flange
Flexible floodlight	(1) Type 1 wheel
(2) 18V battery packs	2-position side handle
1 hour charger	Contractor bag

GUARANTEED TOUGH.®



18V CORDLESS SYSTEM

OVER 40 TOOLS. ONE SYSTEM.

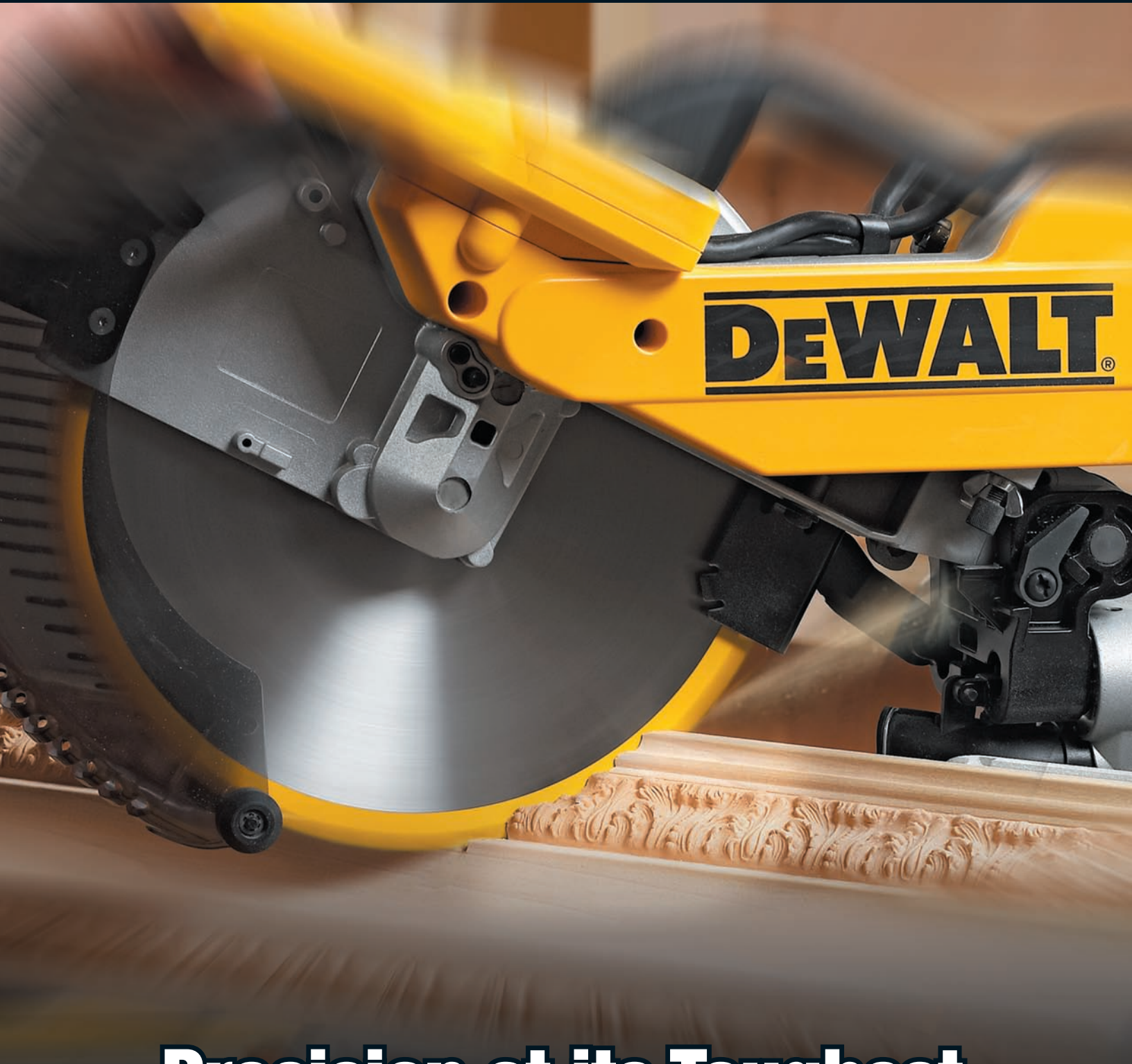


GET WITH THE SYSTEM.™

*DC9180 requires a NANO™ compatible charger DC9310, DC9320, DC9319

DEWALT®

HEAVY-DUTY MITER SAWS AND ACCESSORIES



Precision at its Toughest.

DeWALT® SIGNATURE FEATURES

DeWALT Miter Saws Give You **ACCURACY. CAPACITY. DURABILITY.**

THE DIFFERENCE IS BUILT IN



Precise Miter System and Machined Base Fence Support deliver increased cutting accuracy



Adjustable Stainless Steel Miter Detent Plate with Positive Stops delivers repeatable accuracy and worksite durability *(number of positive stops varies with model)*



Positive Bevel Stops at most common cutting angles *(number of stops and angles varies with model)*



Cam Lock Miter Handle with Detent Override delivers quick and accurate miter angles



Tall Sliding Fences support tall materials and easily slide out of the way for bevel cuts



Vertical Capacity with Trim Vertically Nested ranges from 3-1/2" (DW712) to 6-5/8" (DW716, DW718) with choices in between *(see product chart)*




Single-Bevel Design allows saw to easily bevel *(degrees of bevel varies with model)*



Double-Bevel Design allows saw to easily bevel left and right giving the user the ability to flip saw not the material *(degrees of bevel varies with model)*



Two Piece Blade Guard for increased durability



Laser and L.E.D. Worklight Ready Accepts DW7187 Adjustable Laser System & DWS7085 XPS™ Crosscut Positioning System Worklight*

* Laser System & XPS™ Worklight sold separately

DW718

CAPACITY

Vertical

BASEBOARD
against fence

6-1/2"



CROWN
MOLDING
vertically nested

6-5/8"



Horizontal

2x14



16"

MAXIMUM
cross cut
capacity with
exclusive back
fence design



PORTABILITY

WEIGHS
ONLY

53 lbs

*Built in carry
handles*



12" BLADE

DW716

CAPACITY

Vertical

BASEBOARD
against fence

6-1/2"



CROWN
MOLDING
vertically nested

6-5/8"



Horizontal

2x8



10"

MAXIMUM
cross cut
capacity with
exclusive back
fence design



PORTABILITY

WEIGHS
ONLY

44 lbs

*Built in carry
handles*



12" BLADE

DW715

CAPACITY SINGLE-BEVEL

Vertical

BASEBOARD
at left 45° miter

6-1/2"



CROWN
MOLDING
vertically nested

5-1/4"



Horizontal

2x8



8"

MAXIMUM
cross cut
capacity



PORTABILITY

WEIGHS
ONLY

42 lbs

*Built in carry
handles*



12" BLADE



CAPACITY

Vertical

BASEBOARD
against fence

3-1/2"



CROWN
MOLDING
vertically nested

4-1/2"



Horizontal

2x6



6"
MAXIMUM
cross cut
capacity



PORTABILITY

WEIGHS
ONLY

35 lbs

*Built in carry
handles*

LASER & L.E.D. WORKLIGHT



Accepts DW7187
Adjustable Laser System
& DWS7085 XPS™
Crosscut Positioning
System Worklight*

* Laser System & XPS™ Worklight
sold separately

ACCURACY & DURABILITY



Precise Miter System and
Machined Base Fence Support
deliver increased cutting accuracy



Adjustable Stainless Steel Miter
Detent Plate with 11 Positive
Stops delivers repeatable accuracy
and worksite durability



Positive Bevel Stops
0°, 45° left



Cam Lock Miter Handle with
Detent Override delivers quick
and accurate miter angles



Single-Bevel Design allows
saw to easily bevel left 0° – 48°



DW713

**SINGLE-BEVEL
COMPOUND MITER SAW**

DW712

CAPACITY SINGLE-BEVEL SLIDING

Vertical

BASEBOARD
against fence

3-1/4"



CROWN
MOLDING
vertically nested

3-1/2"



Horizontal

2x12



12"
MAXIMUM
cross cut
capacity



PORTABILITY

WEIGHS
ONLY

43 lbs

Built in carry
handles

8-1/2" BLADE



DWS7085

XPS™ Crosscut Positioning System Worklight

Designed Exclusively for the DW713, DW715, DW716 and DW718 DeWALT Miter Saws

No adjustments
required
for accurate
repeatable cuts



Illuminates Work Surface
for increased productivity

Bright L.E.D. Technology
delivers enhanced visibility

On/Off Switch On
Power Supply
permits light use with or
without blade operation



Separate Power Supply
delivers a convenient light switch
location without the need for batteries



Shadow Cut Line delivers fast
accurate alignment



Installs in Minutes



DW723

Heavy-Duty
Universal
Miter Saw
Stand
(For all
DeWALT
Miter
Saws)



DW7231

Miter Saw
Stand
Mounting
Brackets
(For
DW723)



DW7232

Miter Saw
Stand
Material
Support
and Stop
(For
DW723)



DW7187

Laser
(For
DW713,
DW715,
DW716,
DW718)



DW7053

Dust Bag
(For all
DeWALT
Miter
Saws)



DW7084

Crown
Stops
(For all
DeWALT
Miter
Saws)



DW7080

Extension
Kit
(For all
DeWALT
Miter
Saws)



DW7082

Vertical
Clamp
(For all
DeWALT
Miter
Saws)

MITER SAW ACCESSORIES

GUARANTEED TOUGH.®

ROOFING NAILERS

KEY FEATURES

HEAVY-DUTY 3/4" - 1-3/4" COIL ROOFING NAILER

Steel Wear Guards, Anti-Skid Pads

Protects tool against abuse and abrasive work surface. Aids in preventing tool from sliding off a rooftop.

Hinged Feed Piston Cover

Protects the feed piston from debris accumulation and allows for quick and easy cleaning



Beveled Nose with Carbide Inserts

Aids in tool maneuverability and enhanced nose life

Tool-Free Thumb Wheel Depth Adjust

Assists in locating perfect depth setting



Lightweight – 4.9 lbs

Provides enhanced maneuverability and reduced user fatigue

Nail Height Adjustment Lever

Allows for quick and easy nail height adjustments



D51321

COIL ROOFING NAILERS

MANUFACTURER	DeWALT	Max®	Hitachi®	Bostitch®
Model	D51321	CN445R	NV45AB2	RN45-1
Weight	4.9	5.2	5.5	4.9
Fastener Type	0.12	0.12	0.12	0.12
Canister Capacity	120	120	120	120
Fastener Range	3/4" – 1-3/4"	3/4" – 1-3/4"	7/8" – 1-3/4"	3/4" – 1-3/4"
Tool Free Depth Adjustment	Yes	Yes	Yes	Yes
Integrated Nose Door Jam Clear	Yes	No	No	No
External Nail Platform Adj. Lever	Yes	No	No	No
Feed Piston Bias	Pneumatic	Spring	Pneumatic	Spring
Hinged Feed Piston Cover	Yes	No	No	No
4-Bolt Nose	Yes	Yes	Yes	No
Nose Piece with Carbide Inserts	Yes	Yes	Yes	Yes
Steel Wear Guards	Yes	No	Yes	Yes
Shingle Guide	Yes	Yes	Yes	Yes
Exhaust	Fixed	Fixed	Fixed	Fixed
Oil-less	No	No	No	No
Trigger Lock-Off	Yes	No	No	No
Operating Pressure	70-120	70-120	70-120	70-120

PERFORMANCE



- **Durable**
- **Works as fast as you do**
- **Easy to use**

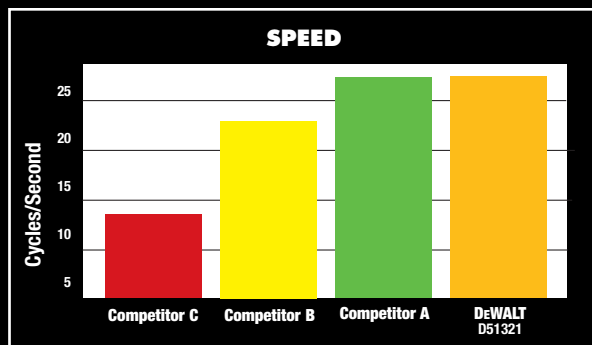
EASE OF USE

Unique door sequence allows for quick and easy nail loading.

Nose door locks the nails in place before the canister closes.



SPEED



Works as Fast as the User Demands!

Cycle rate of (23) fasteners per second



HAND CARRY (SEALED-LUBE)

EHP
TECHNOLOGY

HEAVY-DUTY 200 PSI, 4.5 GALLON WHEELED PORTABLE COMPRESSOR

Vertical Stand

Allows compressor to be stored vertically for efficient use of storage space



Two High-Flow Couplers

Two couplers for operation of multiple nailers
Allows for maximum nailer performance

High-Flow Regulator

Allows for maximum nailer performance

Roll Cage

For maximum durability and protection

2" Gauges

Allows for easy reading during operation

200 PSI, 4.5 Gallon Tank

Provides 80% more usable air* than the industry leading 150 PSI compressor



Telescoping Pull Handle

Allows user to pull the compressor across jobsite terrain

Ball Drain Valve

Allows for quick and thorough tank draining

Carry Handle

Robust handle provides mobility



ALSO AVAILABLE IN 15 GALLON WORKSHOP COMPRESSOR








D55168

D55146

* Usable air calculated based on available air per gallon over 90 psi.

		
MANUFACTURER	DeWALT	Senco®
Model	D55140	PC1010
Power Supply (running HP)	DeWALT 0.3 HP	0.5 HP
Drive	Direct	Direct
SCFM @ 90 PSI	0.75	0.6 @ 100 PSI
ISO1217 Claim	Yes	No
Tank (gallons)	1.0	1.0
Max PSI	135	125
Weight (lbs)	24	20

		
MANUFACTURER	DeWALT	DeWALT
Model	D55146	D55168
Power Supply (running HP)	DeWALT 1.8 HP	DeWALT 1.8 HP
Drive	Belt	Belt
SCFM @ 100 PSI	5.2	5.4
ISO1217 Claim	Yes	Yes
Tank (gallons)	4.5	15
Max PSI	200	200
Weight (lbs)	83	92

				
MANUFACTURER	DeWALT	Hitachi®	Bostitch®	Senco®
Model	D55141	EC79	CAP2060P	PC0968
Power Supply (running HP)	DeWALT 0.6 HP	1.0 HP	1.6	1.0 HP (Peak)
Drive	Belt	Direct	Direct	Direct
SCFM @ 90 PSI	2.0	2.7	2.7	2.2 @ 100 PSI
ISO1217 Claim	Yes	No	No	No
Tank (gallons)	2.0	6.0	6.0	2.5
Max PSI	150	135	135	135
Weight (lbs)	30	60	51	38

PERFORMANCE



200 MAX PSI
Tank Pressure

4.5 Gallon
Compressor Tank

5.2 SCFM
@ 90 PSI

1.8 HP
Running

Produces
80% MORE usable air than industry leader*

DURABILITY & RELIABILITY



Durable Oil-Free Pump
for long life and maintenance-free operation



Fully Protected Roll Cage Design
to protect compressor from harsh jobsite conditions



Protective Fixed Metal Console
protects compressor gauges, regulator and couplers during use and transportation

EASE OF USE



10" Pneumatic Wheels and Handles provide superior stability and easy mobility



Vertical Stand allows user to save space by transporting or storing the compressor in a vertical position

LOW NOISE
*Tested Per ISO 3744

78dBA*



Ball Drain Valve allows for quick and thorough tank draining for longer life

TECHNOLOGY BENEFITS



The D55146 provides users with **80% more usable air*** than the industry leader allowing users to do more work and be more productive.

*Usable air calculated based on available air per gallon over 90 psi.

USAGE CHART



NAILERS SUPPORTED



Brad:
7 – 13



Finish:
5 – 9



Framers:
2 – 3



Roofers:
2 – 4

HAND-CARRY (OIL-LUBE) ELECTRIC COMPRESSORS

KEY FEATURES

HEAVY-DUTY 1.1 HP CONTINUOUS 4 GALLON ELECTRIC AIR COMPRESSOR



Top Load Panel with Tie Down Holes
Allows unit to transport loads up to 100 lbs

Convenient Cord Wrap
For easy storage

High Flow Regulator
For increased performance

Ball Drain Valve
Allows for quick and thorough tank draining





Easy Access to Pump
4.0 CFM
Soft Start Valves




Oil Lubricated Pump with Cast Iron Cylinder
Improves durability and life








Universal Quick Couplers
To easily support multiple tools

10" Pneumatic Wheels and Collapsible Handle
For ease of mobility

D55154

		
MANUFACTURER	D55154	Makita®
Model	D55154	MAC5200
Power Supply (running HP)	DeWALT 1.1 HP	3.0 HP (Peak)
Drive	Direct	Direct
SCFM @ 100 PSI	3.8	6.5
ISO1217 Claim	Yes	No
Tank (gallons)	4.0	5.2
Max PSI	125	140
Weight (lbs)	87	88

			
MANUFACTURER	DeWALT	DeWALT	DeWALT
Model	D55151	D55153	D55152
Power Supply (running HP)	DeWALT 1.1 HP	DeWALT 1.1 HP	DeWALT 1.1 HP
Drive	Direct	Direct	Direct
SCFM @ 100 PSI	3.2	3.8	3.8
ISO1217 Claim	Yes	Yes	Yes
Tank (gallons)	4.0	4.0	4.0
Max PSI	125	125	125
Weight (lbs)	53.3	56.5	65

							
MANUFACTURER	Hitachi®	Jenny®	Makita®	Quincy®	RIDGID®	Rol-Air®	Senco®
Model	EC119SA	AM780-HC4V	MAC4200	H1214PN	OL50135AL	FC2002	PC1131
Power Supply (running HP)	1.6 HP	2.0 HP (Peak)	2.5 HP (Peak)	2.0 HP (Peak)	1.5 HP	2.0 HP (Peak)	2.0 HP (Peak)
Drive	Direct	Direct	Direct	Direct	Direct	Direct	Direct
SCFM @ 100 PSI	4.0	4.1	4.2	4.1	3.7 @ 90 PSI	4.1	3.8
ISO1217 Claim	No	No	No	No	Yes	No	No
Tank (gallons)	4.0	4.0	4.2	4.4	5.0	4.3	4.3
Max PSI	135	125	130	125	135	125	125
Weight (lbs)	63.7	56.5	80	65 shipping	55	64 shipping	60

PERFORMANCE



4.0 SCFM

125 PSI

1.1 HP

Induction Motor

4.0

Gallon Tank

Dual Soft Start Valves

DURABILITY



- Wrap-around Frame
- Protected Control Panel
- Oil-lube Pump
- Cast Iron Cylinder
- Large Metal Hubs Tires

EASE OF USE



- 10" Wheels/Collapsing Handle
- Transport Deck
- Cord Wrap
- Easy Crankcase Access
- Ball Drain Valve

USAGE CHART



NAILERS SUPPORTED



Brad:
5 – 10



Finish:
4 – 7



Framers:
1.5 – 2.5



Roofers:
2 – 3

PNEUMATIC FINISH NAILERS

KEY FEATURES

HEAVY-DUTY FINISH NAILERS

360° Exhaust Cap


Channels air and jobsite dust away from the user

Lightweight Magnesium Body - 3.85 lbs*

Reduces user fatigue

Tool-Free Jam Clear

For rapid removal of bent nails



Injection Molded Grip

Reduces user fatigue and resists ripping & tearing

Tool-Free Adjustable Belt Hook

Allows tool to hang on belt

Rear Load, Load and Lock and Lock & Load Magazine*

Quick and easy fastener reload

Tool-Free Depth Adjustment

Quick depth setting for proper nail countersink

Low-Profile No-Mar Pad

With swept-back contact tip for increased visibility

*Feature not available on D51238K

D51257K

DURABILITY & RELIABILITY



Lightweight Magnesium Body delivers a unit that is among the lightest in the industry

Trigger Lock-Off allows trigger to be disabled when not in use

360° Exhaust Cap channels dust and air away from the user

Low Profile No-Mar Pad increases visibility and reduces marring on material

PERFORMANCE & EASE OF USE



Internal Piston Catch for consistent maximum power on every shot



Clean Line Of Site for accurate and easy nailing



Sealed Lube Dual Tech™ allows for oil free or oil lube operation

APPLICATIONS



Cabinetmaking



Molding



Trim

15 GAUGE FINISH NAILERS

MANUFACTURER	DeWALT	Bostitch®	RIDGID®	Senco®
Model	D51276K	N62FNK-2	R250AFA	FP41xp
Nail Length	1" – 2-1/2"	1-1/4" – 2-1/2"	1" – 2-1/2"	1-1/4" – 2-1/2"
Weight (lbs)	< 4 lbs	3.8 lbs	3.9 lbs	4 lbs
Technology	Sealed Lube Dual Tech (Oil free & Oil Lube)	Maintenance free	Oil	Maintenance free
Depth Of Drive	Tool Free	Tool Free	Tool Free	Tool Free
Jam Release	Tool Free	Tool Free	Tool Free	Tool Free
Adjustable Air Exhaust	Tool Free	Tool Free	Tool Free	Tool Free
Belt Hook	Adjustable	No	Adjustable	Adjustable
Nail Capacity	110	130	100	100
Body	Magnesium	Magnesium	Magnesium	Magnesium
Trigger Lock	Yes	No	No	No
Case	Yes	Yes	Yes	No
Accessories	Nails, Glasses	Nails	Nails	None

16 GAUGE FINISH NAILERS

MANUFACTURER	DeWALT	Stanley-Bostitch®	Senco®	RIDGID®
Model	D51257K	FN16250K-2	FP32	R250SFA
Nail Length	1" – 2-1/2"	1-1/4" – 2-1/2"	1-1/4" – 2-1/2"	3/4" – 2-1/2"
Weight (lbs)	3.85 lbs	3.3 lbs	4.0 lbs	3.5 lbs
Technology	Sealed Lube Dual Tech (Oil free & Oil Lube)	Maintenance Free	Oil	Oil
Depth Of Drive	Tool Free	Tool Free	Tool Free	Tool Free
Jam Release	Tool Free	Tool Free	Tool Free	Tool Free
Adjustable Air Exhaust	Tool Free	Rear - Fixed	Tool Free	Tool Free
Belt Hook	Adjustable	No	Yes	Adjustable
Nail Capacity	100	104	110	100
Trigger Lock	Yes	No	No	Selectable
Case	Yes	Yes	Yes	Yes
Accessories	1,000 Fasteners, Case, Oil, Safety Glasses	Nails	Oil, Case, Fastener Rebate	Nails

18 GAUGE BRAD NAILERS

MANUFACTURER	DeWALT	Bostitch®	Senco®	Paslode®	Hitachi®
Model	D51238K	BT200K	FP18	T200-F18	NT50AE
Range	5/8" – 2"	5/8" – 2"	5/8" – 2"	5/8" – 2"	3/4" – 2"
Weight (lbs)	2.8	2.1	2.9	2.1	3.2
Depth Control	4 Detents	Yes	Yes	Yes	No
Jam Release	Front	No	No	Side	Yes
Adjustable Air Exhaust	Yes	No – rear	No – rear	Yes	Yes
Rubber Grip	Yes	Yes	Yes	Yes	Yes
Fitting	No	Yes (with dust cap)	Yes	Yes	Yes
Reload Indicator	Side/top	Side	Side	Side	Side
Magazine Capacity	110	100	110	100	100
Non-Marring Trip	Yes	Yes	Yes	Yes	No
Kit	Case	Case, 100 of 2" brad nails	Case, oil, fastener rebate	Oil, case, glasses	Case, glasses

18 GAUGE BRAD NAILERS (1-3/8" or Smaller)

MANUFACTURER	DeWALT	Bostitch®	Senco®	Paslode®	Hitachi®
Model	D51236K	BT125K	FP15	T125-F18	NT32AE2
Range	5/8" – 1-1/4"	5/8" – 1-1/4"	5/8" – 1-1/4"	5/8" – 1-1/4"	5/8" – 1-1/4"
Weight (lbs)	2.4	1.9	2.4	1.753	2.0
Depth Control	Tool Free	Tool Free	Tool Free	Tool Free	Tool Free
Jam Release	Front	Split Nose	No	Side	Front
Adjustable Air Exhaust	Yes - Front	No - Rear	No - Rear	Yes - Front	Yes - Front
Grip	Integrated	Integrated	Slip On	Slip On	Slip On
Fitting	No	Yes	Yes	Yes	Yes
Magazine Capacity	110	100	110	100	100
Trigger	Sequential w/ Lock	Sequential	Sequential	Sequential	Selectable
Non-Marring trip	Yes	Yes	Yes	Yes	Yes
Kit	Case, Oil, Glasses	Case, 1000 Nails	Case, Oil, Fastener Rebate	Case, Oil, Glasses	Case, Glasses

DEWALT®

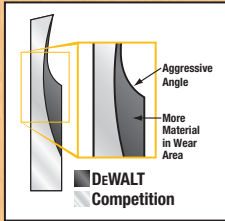
NEW ACCESSORY PRODUCTS



GUARANTEED TOUGH.®

DeWALT**HEAVY-DUTY SPADE BITS**

Extreme Speed Channel
Fast chip removal




Heavy-Duty Shank
Superior durability



1/4" Ball Groove Shank
Quick change

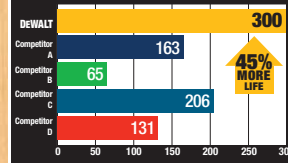
Max Life Corner
Longer life in nails



BULK PACKS AVAILABLE


PRIMARY USERS

- Electricians • General Contractors
- Plumbers • Concrete Formers

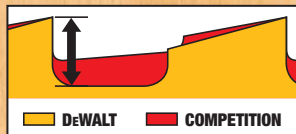
**SPADE BIT LIFE**

Number of holes in 3/4" particle board 30 lbs of force.

Cat #	Description
Short	
DW1570	1/4" x 6"
DW1571	5/16" x 6"
DW1572	3/8" x 6"
DW1573	7/16" x 6"
DW1574	1/2" x 6"
DW1575	9/16" x 6"
DW1576	5/8" x 6"
DW1577	11/16" x 6"
DW1578	3/4" x 6"
DW1579	13/16" x 6"
DW1580	7/8" x 6"
DW1581	15/16" x 6"
DW1582	1" x 6"
DW1583	1-1/8" x 6"
DW1584	1-1/4" x 6"
DW1585	1-3/8" x 6"
DW1586	1-1/2" x 6"
Bulk 25 Packs	
DW1575B25	9/16" x 6"
DW1576B25	5/8" x 6"
DW1578B25	3/4" x 6"
DW1580B25	7/8" x 6"
DW1582B25	1" x 6"
DW1583B25	1-1/8" x 6"
DW1584B25	1-1/4" x 6"
Long	
DW1590	3/8" x 16"
DW1591	1/2" x 16"
DW1592	5/8" x 16"
DW1593	3/4" x 16"
DW1594	7/8" x 16"
DW1595	1" x 16"
Sets and Extensions	
DW1587	6-Pc. Set
DW1588	6" Extension
DW1589	12" Extension

DeWALT**HEAVY-DUTY SELF FEED BITS**

Aggressive Spur
Fast material penetration




Open Tooth Design
Increased resharpenable edge; Deep gullets remove more material

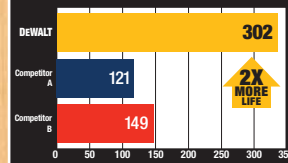
Heat-Treated Tool Steel
Maximum durability in nails

7/16" Ball Groove Shank
Quick change

Optimized Cutting Geometry
Longer bit life

**PRIMARY USER**

- Plumbers

**SELF FEED BIT LIFE**

Number of holes into particle board with SPF backer 2-1/2" cutting depth.

Cat #	Description
DW1630	1"
DW1631	1-1/8"
DW1632	1-1/4"
DW1633	1-3/8"
DW1634	1-1/2"
DW1635	1-3/4"
DW1636	2"
DW1637	2-1/8"
DW1638	2-1/4"
DW1639	2-9/16"
DW1640	3"
DW1641	3-5/8"
DW1642	4-5/8"
DW1650	Replacement Parts for DW1630-DW1639
DW1651	Replacement Parts DW1640-DW1642
DW1646	5-1/2" Extension
DW1647	12" Extension
DW1648	5-Pc. Kit (1-3/8", 1-1/2", 2-1/8", 2-9/16", 5-1/2" Extension)
DW1649	8-Pc. Kit (1", 1-1/8", 1-1/4", 1-1/2", 1-3/4", 2-1/8", 2-9/16", 5-1/2" Extension)
DW1639D2	2-9/16" Self Feed Bit 2 Pack

NEW TWO PACK





HEAVY-DUTY SHIP AUGER BITS

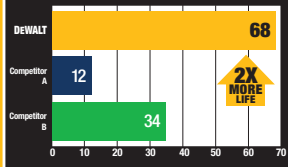
Cat #	Dia.	Overall Length	Flute Length
Short			
DW1665	5/8"	6"	4"
DW1666	11/16"	6"	4"
DW1667	3/4"	6"	4"
DW1668	13/16"	6"	4"
DW1669	7/8"	6"	4"
DW1670	15/16"	6"	4"
DW1671	1"	6"	4"
DW1672	1-1/16"	6"	4"
DW1673	1-1/8"	6"	4"
DW1674	1-1/4"	6"	4"
DW1675	1-3/8"	6"	4"
DW1676	1-1/2"	6"	4"
Long			
DW1679	1/2"	17"	12"
DW1680	9/16"	17"	12"
DW1681	5/8"	17"	12"
DW1682	11/16"	17"	12"
DW1683	3/4"	17"	12"
DW1684	13/16"	17"	12"
DW1685	7/8"	17"	12"
DW1686	15/16"	17"	12"
DW1687	1"	17"	12"
DW1688	1-1/16"	17"	12"
DW1689	1-1/8"	17"	12"
DW1690	1-1/4"	17"	12"
DW1691	1-3/8"	17"	12"
DW1692	1-1/2"	17"	12"
Sets			
DW1080	4-Pc. Set (5/8", 3/4", 7/8", 1")		
DW1081	3-Pc. Set (Three 7/8" Bits)		

PRIMARY USERS

- Electricians
- Power & Light Companies




SHIP AUGER BIT LIFE



Number of holes into particle board with (1) 1018 steel 1-1/4" cutting depth.

Dual Cutting Edges
Maximum durability in nails



Hardened Alloy Steel
Superior bit life



7/16" Ball Groove Shank
Quick change

AUGER SETS AVAILABLE



DW1081

KEY FEATURES



HEAVY-DUTY WOOD CUTTING RECIPROCATING SAW BLADES

Cat #	Length	TPI	Body Type
2 Packs			
DW4802-2	6"	6	Taper
DW4804-2	12"	6	Taper
5 Packs			
DW4802	6"	6	Taper
DW4803	9"	6	Taper
DW4804	12"	6	Taper
DW4860	12"	6	Taper
DW4862	6"	6	Taper
DW4863	9"	6	Taper
10 Packs			
DW4802-10	6"	6	Taper
25 Packs			
DW4802B25	6"	6	Taper
DW4803B25	9"	6	Taper
DW4804B25	12"	6	Taper
DW4863B25	9"	6	Taper
100 Packs			
DW4802B	6"	6	Taper
DW4803B	9"	6	Taper
DW4804B	12"	6	Taper
DW4863B	9"	6	Taper



PRIMARY USERS

- General Contractors
- Mechanical & Electrical Contractors
- Plumbers

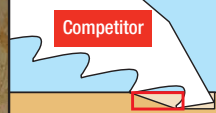
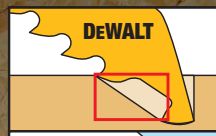


Plunge Point

Pierces wood for fast and accurate plunge




Large Plunge Gullet
Removes more material for faster cutting



Reinforced Shoulder
Increased durability



Aggressive Shank Angle
Increases tooth engagement as blade wears extending blade life



KEY FEATURES

FOR DEWALT PERFORMANCE, DEMAND DEWALT ACCESSORIES.

DEWALT**HEAVY-DUTY QUICK CHANGE
HOLE SAW MANDRELS****LARGE (1-1/4" – 6")**

Single Step Engagement
No alignment required

Heavy-Duty Spring-Loaded Collar
Automatically engages drive pins; Tested to 15,000 life cycles

Pilot Point® Bit
Starts bit on contact to reduce walking in metal drilling applications

Standard Industry Design
Allows for fitment with all brands of hole saws

Heavy-Duty Steel Body
Provides long life and excellent durability

**Tool-Free**

Tool-Free, Quick-Release Collar
Eliminates the need for wrenches to change hole saws

SMALL (9/16" – 1-3/16")**PRIMARY USERS**

• Electrical Contractors • Plumbing Contractors



Cat #	Description	Fits Hole Saws
DW1803	7/16" shank	1-1/4"– 6"
DW1805	3/8" shank	1-1/4"–3"
DW1808	Pilot Bit	
DW1807	Short Pilot Bit	

Cat #	Description	Fits Hole Saws
DW1810	3/8" shank	9/16"–1-3/16"
DW1808	Pilot Bit	

How The Competition Works

Hole saw easily locks to mandrel requiring tools for removal


**DEWALT****IMPACT READY™
HEAVY-DUTY HOLE SAWS**

Patented Tooth Design
Faster drilling speed

Thin Walled Design
Optimum metal drilling efficiency

Impact Rated
Increased durability

Ejection Spring
No plug to remove



Hex Shank
Fits in all impact drivers

PRIMARY USERS

• Electrical Contractors • Plumbing Contractors



Cat #	Description
D180012IR	3/4" (19mm) IMPACT READY™ Hole Saw
D180014IR	7/8" (22mm) IMPACT READY™ Hole Saw
D180016IR	1" (25mm) IMPACT READY™ Hole Saw
D180018IR	1-1/8" (29mm) IMPACT READY™ Hole Saw
D180020IR	1-1/4" (32mm) IMPACT READY™ Hole Saw
D180022IR	1-3/8" (35mm) IMPACT READY™ Hole Saw
D180024IR	1-1/2" (38mm) IMPACT READY™ Hole Saw

**Specifically designed for
METAL/PLASTIC DRILLING.**

Thin Materials (Stainless Steel, Cast Iron, Mild Steel, Aluminum and Plastic)

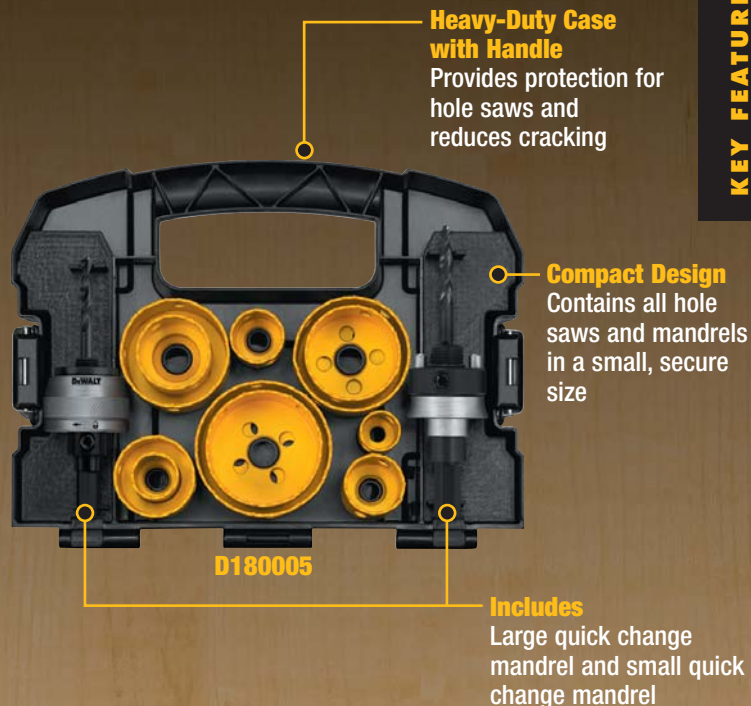
IMPACT READY™
IMPACT DRIVER ACCESSORIES



- Rated up to 2000 in.-lbs of torque
- Qualified for Cordless Impact Drivers

PRIMARY USERS

- Electrical Contractors
- Plumbing Contractors



BULK HOLE SAWS AVAILABLE



Cat #	Description	Qty/Box
Bulk Packs		
D180012B12	3/4" (19mm) Standard Hole Saw	12
D180014B12	7/8" (22mm) Standard Hole Saw	12
D180016B12	1" (25mm) Standard Hole Saw	12
D180018B12	1-1/8" (29mm) Standard Hole Saw	12
D180020B12	1-1/4" (32mm) Standard Hole Saw	12
D180022B12	1-3/8" (35mm) Standard Hole Saw	12
D180024B12	1-1/2" (38mm) Standard Hole Saw	12
D180028B6	1-3/4" (44mm) Standard Hole Saw	6
D180032B6	2" (51mm) Standard Hole Saw	6
D180034B6	2-1/8" (54mm) Standard Hole Saw	6
D180040B6	2-1/2" (64mm) Standard Hole Saw	6
D180048B6	3" (76mm) Standard Hole Saw	6
D180064B6	4" (102mm) Standard Hole Saw	6
Sets		
D180001	9 Piece Heavy-Duty Plumber's Hole Saw Set	
D180002	9 Piece Heavy-Duty Electrician's Hole Saw Set	
D180005	14 Piece Heavy-Duty Master Hole Saw Set	

MASTER HOLE SAW SET

Includes Large & Small Quick Change Hole Saw Mandrels

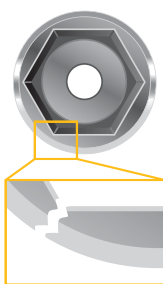
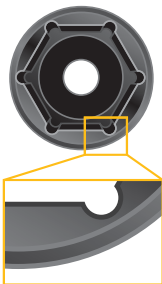


Double Tooth Design Strengthens Each Tooth
For longer life and improved durability

Sharper Tooth Geometry
Cuts material faster for increased productivity

Thick, hardened backing plates
Prevent thread stripping

Deep Cut Style
Will cut two times material in one pass

DEWALT**IMPACT READY™ DEEP SOCKETS****Competition**Driven on Points
Easily Cracked**DEWALT**Driven on Flats
More Durable**Recessed Corners**Distributes torque
across flats;
Rated up to 2000
in-lbs of torque**Large Laser
Etched Markings**
Easily identifiable
sizes**Deep Thin-Walled
Design**Thinner than
wrench sockets for
tough access areas;
Hardened for
industrial
applications**IMPACT
READY™**
IMPACT DRIVER
ACCESSORIES

- Rated up to 2000 in-lbs of torque
- Qualified for Cordless Impact Drivers

PRIMARY USERS

- Mechanical Contractors
- Deck Builders
- Overhead Door Installers



Cat #	Socket Size	Drive Size	Cat #	Socket Size	Drive Size
DW2281	1/4"	3/8"	DW22842	3/16"	1/2"
DW2282	5/16"	3/8"	DW22852	7/16"	1/2"
DW2283	11/32"	3/8"	DW22862	1/2"	1/2"
DW2284	3/8"	3/8"	DW22872	9/16"	1/2"
DW2285	7/16"	3/8"	DW22882	5/8"	1/2"
DW2286	1/2"	3/8"	DW22892	11/16"	1/2"
DW2287	9/16"	3/8"	DW22902	3/4"	1/2"
DW2288	5/8"	3/8"	DW22912	13/16"	1/2"
DW2289	11/16"	3/8"	DW22922	7/8"	1/2"
DW2290	3/4"	3/8"	DW22932	15/16"	1/2"
DW2291	13/16"	3/8"	DW22942	1"	1/2"
DW2292	7/8"	3/8"	DW22952	1-1/16"	1/2"
DW2293	15/16"	3/8"	DW22962	1-1/8"	1/2"
DW2294	1"	3/8"	DW22972	1-1/4"	1/2"

IMPACT READY™ Adapters/Nutsetters

Cat #	Description
Adapters/Reducers/Holders	
DW2045	3" Magnetic Bit Tip Holder
DW2046	2" Magnetic Bit Tip Holder
DW2298	1/2" Square to 1/4" Rapid Load Adaptor
DW2299	1/2" to 3/8" Reducer
DW2541IR	1/4" Hex Shank to 1/4" Socket Adapter
DW2542IR	1/4" Hex Shank to 3/8" Socket Adapter
DW2547IR	1/4" Hex Shank to 1/2" Socket Adapter
Nutsetters	
DW2218IR	1/4" x 1-7/8" Magnetic Nutdriver
DW2219IR	5/16" x 1-7/8" Magnetic Nutdriver
DW2220IR	3/8" x 1-7/8" Magnetic Nutdriver
DW2221IR	1/4" x 2-9/16" Magnetic Nutdriver
DW2222IR	5/16" x 2-9/16" Magnetic Nutdriver
DW2223IR	3/8" x 2-9/16" Magnetic Nutdriver
DW2227IR	7/16" x 1-7/8" Magnetic Nutdriver
DW2228IR	7/16" x 2-9/16" Magnetic Nutdriver
DW2230IR	1/2" x 1-7/8" Magnetic Nutdriver
DW2234IR	1/2" x 2-9/16" Magnetic Nutdriver
DW2235IR	5 Piece Nutdriver Set Magnetic Nutdriver (1/4", 5/16", 3/8", 7/16", 1/2")

**DW2169 38 Piece IMPACT READY™ Accessory Set****Set Contains:**

- (8) #2 Phillips 1" Insert Bits
- (8) #2 Phillips 1" Drywall Insert Bits
- (5) #2 Phillips 2" Power Bits
- (8) #2 Phillips 1" Double Ended Insert Bits - Patented
- (2) Nutdrivers: 1/4", 5/16"
- (1) 3/8" Socket Adapter
- (4) 3/8" Drive Deep Sockets: 3/8", 7/16", 1/2", 9/16"
- (1) Pivot Holder - Patented
- (1) Magnetic Bit Holder



IMPACT READY™ PIVOTING HOLDERS

PRIMARY USERS

- Electrical Contractors
- General Contractors
- Cabinet Installers



Cat #	Description
DWPVTHLD	Magnetic Pivot Holder
DW2221IRP	1/4" Magnetic Pivoting Nutdriver
DW2219IRP	5/16" Magnetic Pivoting Nutdriver
DW2223IRP	3/8" Magnetic Pivoting Nutdriver
DW2228IRP	7/16" Magnetic Pivoting Nutdriver
DW2234IRP	1/2" Magnetic Pivoting Nutdriver
DWPVTDVR3	3 Piece Pivoting Netsetters (1/4", 5/16", 3/8")
DWPVTDVR	4 Piece Pivoting Netsetters (1/4", 5/16", 3/8", 7/16")
Sets	
DWPVTC14	14 Piece Pivoting Holder Set
DW2169	38 Piece IMPACT READY™ Accessory Kit
DW2153	34 Piece IMPACT READY™ Screwdriving Set
DW2583	65 Piece IMPACT READY™ MAC Contractor Set

20° Pivot Angle
Fits in tight spaces; Eliminates many right angle drill needs

Locking Collar
Allows for straight or angled driving



Works in Drywall Guns

DWPVTHLD

Pivoting Nutdrivers



DW2234IRP DW2223IRP

IMPACT READY™
IMPACT DRIVER ACCESSORIES



- Rated up to 2000 in-lbs of torque
- Qualified for Cordless Impact Drivers

KEY FEATURES



SCREWDRIVING BITS

Cat # Description

Phillips Bit Tips

DW2002DEBL	#2 Phillips Double Ended 1" Bit Tips - Drywall 100 Pack Bit Box
DW2002DEX15	15 Pack Double Ended Bit Tip Box
DW2001IR	#1 Phillips - IMPACT READY™
DW2002IR	#2 Phillips - IMPACT READY™
DW2003IR	#3 Phillips - IMPACT READY™
DW2004IR	#2 Phillips (Reduced Dia.) - IMPACT READY™
DW2022IR	#2 2" Phillips Power Bit - IMPACT READY™
DW2032IR	#2 3-1/2" Phillips Power Bit - IMPACT READY™

Square Recess Bit Tips

DW2201IR	#1 Square Recess - IMPACT READY™
DW2202IR	#2 Square Recess - IMPACT READY™
DW2212IR	#2 2" Square Recess Power Bit - IMPACT READY™

PRIMARY USERS

- Drywall Installers
- General Contractors
- Deck Builders



2 Bits in 1

DW2002DE



Exact #2 Fastener Fitment
Fits just like a #2 Phillips bit

Fits
Drywall Guns,
Drive Guides
and Bit Holders



KEY FEATURES

FOR DEWALT PERFORMANCE, DEMAND DEWALT ACCESSORIES.

Premium Steel
Maximum durability
& long life

Increased Taper Angle
Less breakout & less burn

Thicker Body
Reduced
deflection

Patented Tip Design
For easy plunge cut

Large Deep Gullets
For easy chip removal
increased speed

**Optimum Tooth
Geometry**
Longer life, easy
control, less breakout
& faster cuts

U Shank



T Shank



NEW JIG SAW CASE

Compact Size
Fits in jig saw case

Clear Lid Design
Blades are visible
when case is closed

Two Sided Case
Holds 30+ blades

PRIMARY USERS

- Cabinet Shops & Installers
- General Contractors & Carpenters
- Ship Builders

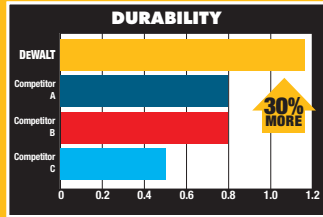


Cat #	Length	TPI	Application	Shank
2 Packs				
DW3700H2	4"	6	Fast Wood Cutting HCS	U
DW3703H2	4"	6	Fast, Clean Wood Cutting HCS	U
DW3710H2	4"	10	Fine Finish Wood Cutting HCS	U
DW3715H2	3"	12	Scrolling HCS	U
DW3750H2	4"	6	Fast Wood Cutting HCS	T
DW3753H2	4"	6	Fast, Clean Wood Cutting HCS	T
DW3755H2	4"	8	Aluminum/Fiberglass HCS	T
DW3760H2	4"	10	Fine Finish Wood Cutting HCS	T
DW3762H2	4"	10	Downcutting HCS	T
DW3765H2	3"	12	Scrolling HCS	T
5 Packs				
DW3700-5	4"	6	Fast Wood Cutting HCS	U
DW3700H	4"	6	Fast Wood Cutting HCS	U
DW3750H	4"	6	Fast Wood Cutting HCS	T
DW3751-5	4"	6	Wide Body HCS	T
DW3753-5	4"	6	Fast, Clean Wood Cutting HCS	T
DW3753H	4"	6	Fast, Clean Wood Cutting HCS	T
DW3755-5	4"	8	Aluminum/Fiberglass HCS	T
DW3755H	4"	8	Aluminum/Fiberglass HCS	T
DW3760-5	4"	10	Fine Finish Wood Cutting HCS	T
DW3760H	4"	10	Fine Finish Wood Cutting HCS	T
DW3762-5	4"	10	Downcutting HCS	T
DW3762H	4"	10	Downcutting HCS	T
DW3765-5	3"	12	Scrolling HCS	T
DW3765H	3"	12	Scrolling HCS	T
DW3703-5	4"	6	Fast, Clean Wood Cutting HCS	U
DW3703H	4"	6	Fast, Clean Wood Cutting HCS	U
DW3705-5	4"	8	Aluminum/Fiberglass HCS	U
DW3705H	4"	8	Aluminum/Fiberglass HCS	U
DW3710-5	4"	10	Fine Finish Wood Cutting HCS	U
DW3710H	4"	10	Fine Finish Wood Cutting HCS	U
DW3712-5	4"	10	Downcutting HCS	U
DW3712H	4"	10	Downcutting HCS	U
DW3715-5	3"	12	Scrolling HCS	U
DW3715H	3"	12	Scrolling HCS	U
DW3750-5	4"	6	Fast Wood Cutting HCS	T
50 Packs				
DW3703H50	4"	6	Fast, Clean Wood Cutting HCS	U
DW3710H50	4"	10	Fine Finish Wood Cutting HCS	U
DW3750H50	4"	6	Fast Wood Cutting HCS	T
DW3753H50	4"	6	Fast, Clean Wood Cutting HCS	T
DW3755H50	4"	8	Aluminum/Fiberglass HCS	T
DW3760H50	4"	10	Fine Finish Wood Cutting HCS	T
DW3762H50	4"	10	Downcutting HCS	T
Sets				
DW3741C	10 Piece T-Shank Jig Saw Set w/Case			
DW3742C	14 Piece T-Shank Jig Saw Set w/Case			
DW3744C	10 Piece U-Shank Jig Saw Set w/Case			


DeWALT

ULTRA THIN KERF FRAMING SAW BLADE

Cat #	Description
DW3599B10	7-1/4" 24T Ultra Thin Framing Saw Blade



Amount of force (lbs of energy) needed to crack 1 carbide tip.



Average amount of force required (lbs) to cut 1.5" of particle board 50 feet.

PRIMARY USERS

- Residential Framers



Thin Kerf & Ultra Sharp Carbide
Reduces cutting force required to push the blade

10% THINNER KERF
than DW3178



Construction Grade Carbide
Higher impact resistance – cuts more nails

DeWALT

TYPE 1 CHOP SAW WHEELS

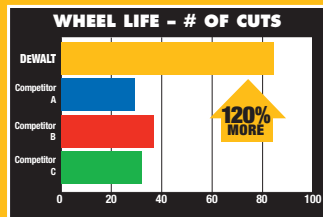
Cat #	Dia.	Thickness	Arbor	Specs	Application	Max RPM
DW8005	10"	7/64"	5/8"	A24R	Metal Cutting	6,100
DW8004	12"	7/64"	1"	A24R	Metal Cutting	5,000
DW8001	14"	7/64"	1"	A24R	General Purpose	4,300
DW8002	14"	7/64"	1"	A24S	Bar Cutter	4,300
DW8003	14"	7/64"	1"	A24T	Stud Cutting	4,300
DW8009	10"	1/8"	5/8"	C24R	Concrete Cutting	6,100
DW8008	12"	1/8"	1"	C24R	Concrete Cutting	5,000
DW8007	14"	1/8"	1"	C24R	Concrete Cutting	4,300

EXTENDED PERFORMANCE

DW8057	12"	7/64"	1"	TA24T	Metal Cutting	5,000
DW8059	14"	7/64"	1"	TA24T	Stud Cutting	4,300

PRIMARY USERS

- Mechanical Contractors
- Electrical Contractors
- Drywall & Framing Contractors



Number of cuts until wheels will no longer make complete cut through material. Material = 2-1/2" x 2-1/2" x 1/4" angle iron.



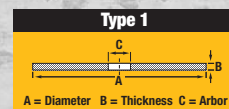
High Performance Aluminum Oxide Grain
For long life and fast cutting

Two Full Sheets of Fiberglass
For durability



High Grain Concentration
For aggressive cutting action and smoother running wheels

Proprietary Material Mix
Ensures durable long life wheels



FOR DeWALT PERFORMANCE, DEMAND DeWALT ACCESSORIES.

KEY FEATURES

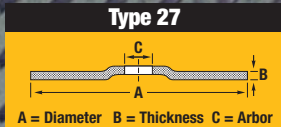

KEY FEATURES

Three Full Sheets of Fiberglass
For added durability

High Grain Concentration
For aggressive cutting action and smoother running wheels

High Performance Aluminum Oxide Grain
Long life and high material removal

Proprietary Material Mix
Ensures durable long life wheels



PRIMARY USERS

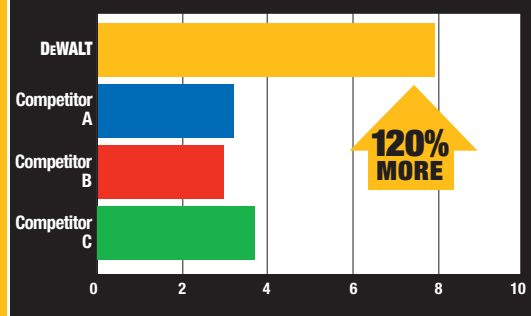
- Welders and Metal Fabricators
- Mechanical Contractors



Cat #	Dia.	Thickness	Arbor	Specs	Application	Max RPM
Metal Grinding and Cutting						
DW8750	4-1/2"	3/32"	7/8"	A24R	Metal Cutting & Notching	13,300
DW8751	4-1/2"	3/32"	5/8"-11	A24R	Metal Cutting & Notching	13,300
DW8752	5"	3/32"	7/8"	A24R	Metal Cutting & Notching	12,200
DW8753	5"	3/32"	5/8"-11	A24R	Metal Cutting & Notching	12,200
DW4418	4"	1/8"	5/8"	A24R	Metal Cutting	15,200
DW4518	4-1/2"	1/8"	7/8"	A24R	Metal Cutting	13,300
DW4522	4-1/2"	1/8"	5/8"-11	A24R	Metal Cutting	13,300
DW4618	5"	1/8"	7/8"	A24R	Metal Cutting	12,200
DW4526	5"	1/8"	5/8"-11	A24R	Metal Cutting	12,200
DW4419	4"	1/4"	5/8"	A24R	Metal Grinding	15,200
DW4514	4-1/2"	1/4"	7/8"	A24R	Metal Grinding	13,300
DW4523	4-1/2"	1/4"	5/8"-11	A24R	Metal Grinding	13,300
DW4619	5"	1/4"	7/8"	A24R	Metal Grinding	12,200
DW4623	5"	1/4"	5/8"-11	A24R	Metal Grinding	12,200
DW4541	4-1/2"	1/4"	7/8"	A24R	Fast Metal Grinding	13,300
DW4542	4-1/2"	1/4"	5/8"-11	A24R	Fast Metal Grinding	13,300
DW4543	5"	1/4"	7/8"	A24R	Fast Metal Grinding	12,200
DW4544	5"	1/4"	5/8"-11	A24R	Fast Metal Grinding	12,200
DW8434	4-1/2"	1/8"	7/8"	A24R	Pipeline Cutting/Grinding	13,300
DW8435	4-1/2"	1/8"	5/8"-11	A24R	Pipeline Cutting/Grinding	13,300
DW8484	5"	1/8"	7/8"	A24R	Pipeline Cutting/Grinding	12,200
DW8436	5"	1/8"	5/8"-11	A24R	Pipeline Cutting/Grinding	12,200

Cat #	Dia.	Thickness	Arbor	Specs	Application	Max RPM
Masonry Grinding and Cutting						
DW4428	4"	1/8"	5/8"	C24R	Concrete Cutting	15,200
DW4528	4-1/2"	1/8"	7/8"	C24R	Concrete Cutting	13,300
DW4552	4-1/2"	1/8"	5/8"-11	C24R	Concrete Cutting	13,300
DW4628	5"	1/8"	7/8"	C24R	Concrete Cutting	12,200
DW4658	5"	1/8"	5/8"-11	C24R	Concrete Cutting	12,200
DW4429	4"	1/4"	5/8"	C24R	Concrete Grinding	15,200
DW4524	4-1/2"	1/4"	7/8"	C24R	Concrete Grinding	13,300
DW4551	4-1/2"	1/4"	5/8"-11	C24R	Concrete Grinding	13,300
DW4629	5"	1/4"	7/8"	C24R	Concrete Grinding	12,200
DW4553	5"	1/4"	5/8"-11	C24R	Concrete Grinding	12,200

WHEEL LIFE - GRIND RATIO



Number of grams removed from work piece for every gram lost from wheel. Material = 1018 cold rolled steel.

PRIMARY USERS

- Welders and Metal Fabricators
- Mechanical Contractors



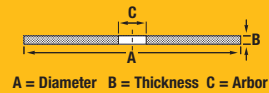
High Performance Silicon Carbide or Aluminum Oxide Grain
For long life and high material removal



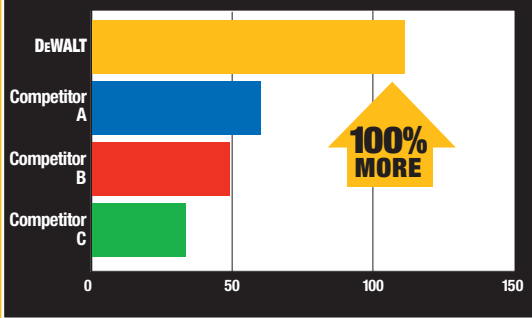
High Grain Concentration
For aggressive cutting action and smoother running wheels

Two Full Sheets of Thicker Fiberglass
To withstand extreme applications and hold up to high speeds

Type 1



WHEEL LIFE - # OF CUTS



Number of cuts until wheels will no longer make complete cut through material. Material = 1-1/8" rebar.

Cat #	Dia.	Thickness	Arbor	Specs	Application	Max RPM
Metal Cutting						
DW8020	14"	1/8"	1"	A24R	Metal Cutting	5,500
DW8021	14"	1/8"	20mm	A24R	Metal Cutting	5,500
DW8022	12"	1/8"	1"	A24R	Metal Cutting	6,400
DW8023	12"	1/8"	20mm	A24R	Metal Cutting	6,400
Concrete Cutting						
DW8024	14"	1/8"	1"	C24P	Concrete Cutting	5,500
DW8025	14"	1/8"	20mm	C24P	Concrete Cutting	5,500
DW8026	12"	1/8"	1"	C24P	Concrete Cutting	6,400
DW8027	12"	1/8"	20mm	C24P	Concrete Cutting	6,400
DW8038	14"	3/16"	1" - pin hole	C24P	Cured Concrete	4,300
DW8039	14"	3/16"	1" - pin hole	C24N	Green Concrete/Asphalt	4,300

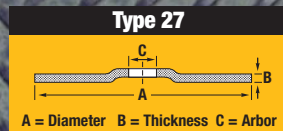
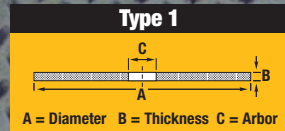
Thin .045" Wheel Design
For fast burr free cutting

Proprietary Aluminum Oxide Grain Combination
For aggressive cutting action



Proprietary Material Mix
Ensures durable long life wheels

Two Full Sheets of Fiberglass
For durability



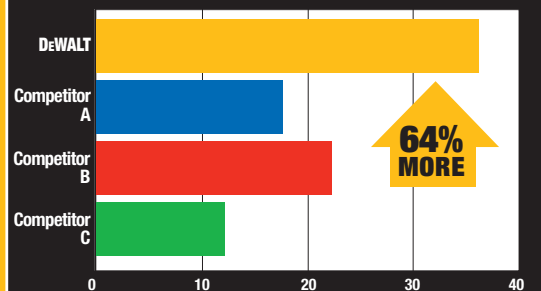
PRIMARY USERS

- Welders and Metal Fabricators
- Mechanical Contractors



Cat #	Dia.	Thickness	Arbor	Specs	Application	Max RPM
Type 1 Metal and Stainless Cutting						
DW8061	4"	.045"	5/8"	A60T	Metal Cutting	15,200
DW8062	4-1/2"	.045"	7/8"	A60T	Metal Cutting	13,300
DW8063	5"	.045"	7/8"	A60T	Metal Cutting	13,300
DW8727	6"	.045"	3/8"	A60T	Metal Cutting	13,300
DW8725	6"	.040"	7/8"	A60T	Metal Cutting	13,300
DW8726	6"	.045"	7/8"	A60T	Metal Cutting	13,300
DW8064	6"	.055"	7/8"	A60T	Metal Cutting	13,300
DW8065	7"	.055"	7/8"	A60T	Metal Cutting	8,700
Type 27 Metal and Stainless Cutting						
DW8420	4"	.045"	5/8"	A60T	Metal Cutting	15,200
DW8424	4-1/2"	.045"	7/8"	A60T	Metal Cutting	13,300
DW8425	5"	.045"	7/8"	A60T	Metal Cutting	12,200
DW8426	6"	.045"	7/8"	A60T	Metal Cutting	10,100
DW8427	7"	.045"	7/8"	A60T	Metal Cutting	8,700

WHEEL LIFE - # OF CUTS



Number of cuts until wheels will no longer make complete cut through material. Material = 1/2" threaded rod.

PRIMARY USERS

- Welders and Metal Fabricators
- Mechanical Contractors



XP EXTENDED Performance

Thin .045" Wheel Design
For fast burr free cutting

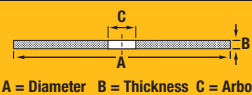
Specially Treated Grain Combination
For aggressive cutting action



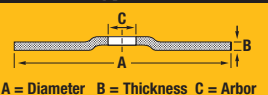
Proprietary Material Mix
Ensures durable long life wheels

Two Full Sheets of Fiberglass
For durability

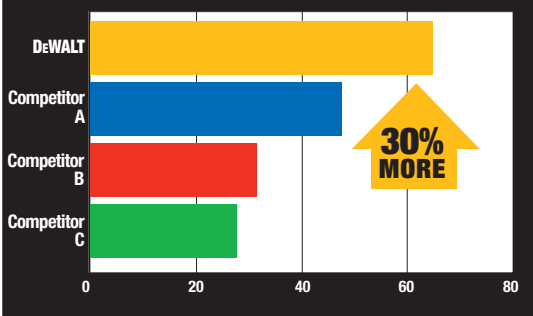
Type 1



Type 27


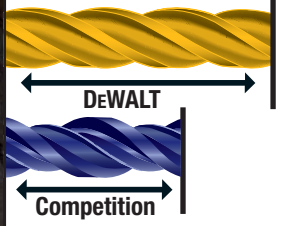



WHEEL LIFE - # OF CUTS

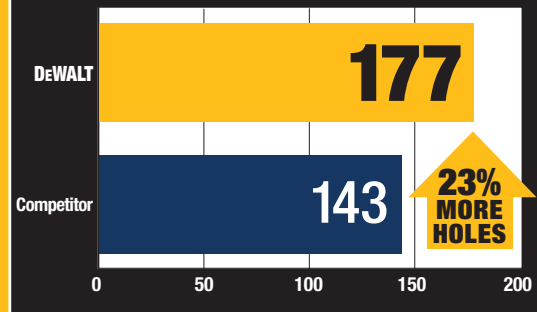


Number of cuts until wheels will no longer make complete cut through material. Material = 1/2" threaded rod.

Cat #	Dia.	Thickness	Arbor	Specs	Application	Max RPM
Type 1 Metal and Stainless Cutting						
DW8850	4"	.045"	5/8"	Z60T	Metal and Stainless Cutting	15,200
DW8851	4-1/2"	.045"	7/8"	Z60T	Metal and Stainless Cutting	13,300
DW8852	5"	.045"	7/8"	Z60T	Metal and Stainless Cutting	12,200
DW8853	6"	.045"	7/8"	Z60T	Metal and Stainless Cutting	10,100
DW8854	7"	.045"	7/8"	Z60T	Metal and Stainless Cutting	8,700
Type 27 Metal and Stainless Cutting						
DW8856	4"	.045"	5/8"	Z60T	Metal and Stainless Cutting	15,200
DW8857	4-1/2"	.045"	7/8"	Z60T	Metal and Stainless Cutting	13,300
DW8858	5"	.045"	7/8"	Z60T	Metal and Stainless Cutting	12,200
DW8859	6"	.045"	7/8"	Z60T	Metal and Stainless Cutting	10,100
DW8860	7"	.045"	7/8"	Z60T	Metal and Stainless Cutting	8,700

DeWALT**ROCK CARBIDE® 2 CUTTER
SDS PLUS HAMMER BITS****Thicker Carbide Tip**
For longer life**ONE REVOLUTION****Elongated Four
Flute Design**
Faster material
removal**Stronger Flutes**
Increased steel
prevents breakage**ROCK
CARBIDE®****PRIMARY USERS**

- Electricians
- Mechanical/Fire Protection
- Concrete/Tilt Wall Construction
- MRO
- Glaziers

**DURABILITY**

Number of holes in 4,000 PSI concrete with 1/4" x 4" x 6" bit.
Internal testing performed Nov. 2007

Cat #	Dia.	Usable Length	Overall Length
DW5400	5/32"	2"	4"
DW5401	5/32"	4-1/2"	6-1/2"
DW5402	3/16"	2"	4"
DW5403	3/16"	4-1/2"	6-1/2"
DW5404	3/16"	6-1/2"	8-1/2"
DW5405	3/16"	8"	10"
DW5406	3/16"	10"	12"
DW5407	3/16"	12"	14"
DW5408	3/16"	14"	16"
DW5410	7/32"	4"	6"
DW5412	7/32"	8"	10"
DW5416	1/4"	2"	4"
DW5417	1/4"	4"	6"
DW5418	1/4"	6-1/2"	8-1/2"
DW5420	1/4"	10"	12"
DW5421	1/4"	12"	14"
DW5424	5/16"	4"	6"
DW5426	5/16"	10"	12"
DW5427	3/8"	4"	6"
DW5429	3/8"	8"	10"
DW5430	3/8"	10"	12"
DW5431	3/8"	16"	18"

Cat #	Dia.	Usable Length	Overall Length
DW5432	3/8"	22"	24"
DW5433	7/16"	4"	6"
DW5435	7/16"	10"	12"
DW5436	7/16"	16"	18"
DW5437	1/2"	4"	6"
DW5438	1/2"	8"	10"
DW5439	1/2"	10"	12"
DW5440	1/2"	16"	18"
DW5441	1/2"	22"	24"
DW5442	9/16"	4"	6"
DW5443	9/16"	10"	12"
DW5444	9/16"	16"	18"
DW5445	9/16"	22"	24"
DW5446	5/8"	6"	8"
DW5447	5/8"	10"	12"
DW5448	5/8"	16"	18"
DW5449	5/8"	22"	24"
DW5450	11/16"	6"	8"
DW5453	3/4"	6"	8"
DW5455	3/4"	10"	12"
DW5456	3/4"	16"	18"
DW5457	3/4"	22"	24"

Cat #	Dia.	Usable Length	Overall Length
DW5458	27/32"	6"	8"
DW5460	7/8"	6"	8"
DW5461	7/8"	10"	12"
DW5462	7/8"	16"	18"
DW5464	1"	8"	10"
DW5466	1"	16"	18"
DW5468	1-1/8"	8"	10"
DW5469	1-1/8"	16"	18"
Set			
DW5740	5 Piece Set Contains: 3/16" x 4-1/2" x 6-1/2", 1/4" x 2" x 4", 1/4" x 4" x 6", 3/8" x 4" x 6", 1/2" x 4" x 6"		

Cat #	Dia.	Usable Length	Overall Length
Bulk Packs			
DW5401B25	5/32"	4-1/2"	6-1/2"
DW5402B25	3/16"	2"	4"
DW5403B25	3/16"	4-1/2"	6-1/2"
DW5404B25	3/16"	6-1/2"	8-1/2"
DW5405B25	3/16"	8"	10"
DW5406B25	3/16"	10"	12"
DW5410B25	7/32"	4"	6"
DW5416B25	1/4"	2"	4"
DW5417B25	1/4"	4"	6"
DW5418B25	1/4"	6-1/2"	8-1/2"
DW5424B25	5/16"	4"	6"
DW5427B25	3/8"	4"	6"
DW5437B25	1/2"	4"	6"
DW5446B10	5/8"	6"	8"

PRIMARY USERS

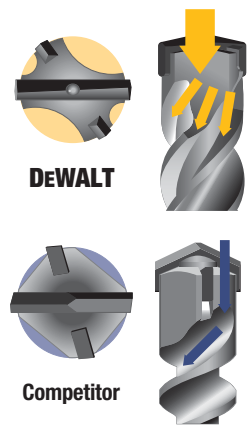
- Electricians
- Mechanical/Fire Protection
- Concrete/Tilt Wall Construction
 - MRO
- Glaziers



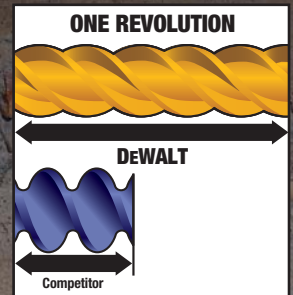
Open Head Design
Faster mill removal



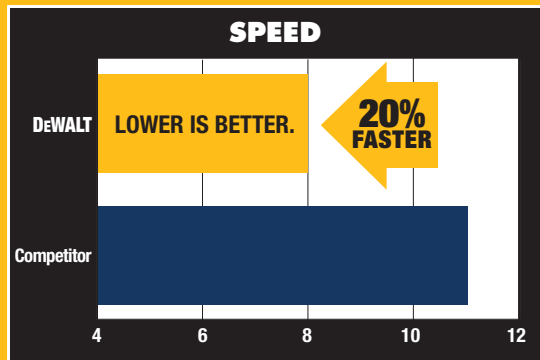
ROCK CARBIDE® Tip
Maximum durability
& long life



**Elongated Four
Flute Helix**
Faster drilling



**ROCK
CARBIDE®**



Seconds to drill one hole in 4,000 PSI concrete with
1/4" x 16" x 18" bit.

Cat #	Dia.	Usable Length	Overall Length
DW5471	5/8"	8"	10"
DW5472	5/8"	16"	16"
DW5474	3/4"	8"	10"
DW5475	3/4"	16"	16"
DW5477	7/8"	8"	10"
DW5478	7/8"	16"	16"
DW5479	1"	8"	10"
DW5480	1"	16"	18"
DW5481	1-1/8"	8"	10"
DW5482	1-1/8"	16"	18"