

Submittal Package

viEGA



Viega MegaPress®G Fitting System

- Heating Fuel Oil
- Natural Gas
- Compressed Air
- Lubricants/Oils
- Industrial Gases
- Vacuum

Submittal Package

viega

Viega MegaPress®G Fitting System

Viega MegaPressG is a carbon steel, cold press system designed for use in compressed air, fuel gas and heating oil applications.

Viega MegaPressG fittings are designed for use in piping systems utilizing ASTM A53, A106, A135 and A795 schedule 5 – schedule 40 black steel pipe.

Viega MegaPressG fittings for fuel gas or fuel oil systems shall be used with ASTM A53 schedule 40 black steel pipe.

Operating Temperatures:

Viega MegaPressG: -40 to 180°F

Operating Pressures:

Viega MegaPressG: 125 psi max for fuel gas applications
200 psi max for other approved applications

Listings and Certifications

Viega MegaPressG:

- ANSI LC4/CSA 6.32
- IAPMO LC4
- ICC LC4
- LR
- CRN #OA14541.6
- ABS
- GL

Compliant with:

- Uniform Plumbing Code
- Uniform Mechanical Code
- International Plumbing Code
- International Mechanical Code
- International Fuel Gas Code
- ASME B31
- CSA B149.1

Viega MegaPressG fittings are available in the following fitting configurations in size ½" to 2":

- P x P Coupling
- P x P No-stop coupling
- P x Cap
- P x Flange
- P x FPT adapter
- P x FPT Reducing adapter
- FTG x P Reducer
- P x MPT adapter
- P x P 90° Elbow
- P x P 45° Elbow
- FTG x P 90° Elbow
- FTG x P 45° Elbow
- P x P x P Tee
- P x P x P Reducing Tee
- P x P x FPT Tee
- P x P Union

Viega MegaPressG fittings are provided with a factory-installed HNBR sealing element, a 304 stainless steel separator ring and a 420 stainless steel grip ring and are CSA LC4 approved for fuel oil and fuel gas installations.

All MegaPressG fittings are constructed with the patented Smart Connect feature. The Smart Connect feature is a quick and easy way for installers to identify connections that need to be pressed. Testing for leaks using the Smart Connect feature is not a replacement for testing to the requirements of local codes or standards.



Viega MegaPressG systems are approved for underground use and must be protected against corrosion in accordance with NFPA 54 section 404.8, NACE Standard RP0169-2002 section 5, 2009 UPC Chapter 6 section 609.3.1, 2009 UMC Chapter 13 section 1312.1.3 and in a manner satisfactory to the local code official.

Recommended Tools:

- RIDGID RP 330-B
- RIDGID RP 330-C
- RIDGID RP 340-B
- RIDGID CT-400

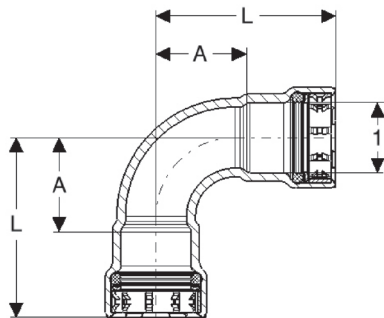
Contact a local Viegga representative for applications other than those listed on this document.

MegaPressG		
Application	Temperature	Pressure (Max)
Natural Gas	(-40°) F to 180° F	125 psi
Lubricants/Oils	Ambient	200 psi
Fuel Oil	(-40°) F to 180° F	125 psi
Compressed Air	140° F Max	200 psi
Industrial Gases	140° F Max	200 psi
Vacuum	140° F Max	Max 29.2 in. of Mercury

Submittal Package

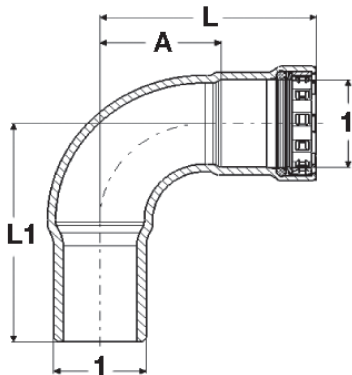
viega

Dimensional Documentation



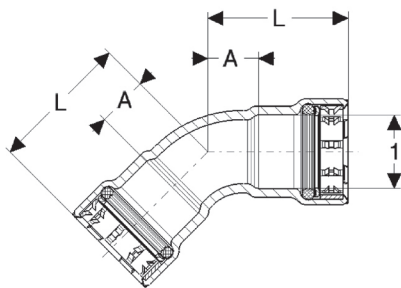
Viega MegaPress 90° Elbow, Carbon Steel, P x P - Models 4816 / 6616

Part No.		Size	A (in)	L (in)
MegaPress	MegaPressG	1		
25200	25201	½"	1.17	2.24
25205	25206	¾"	1.36	2.52
25210	25211	1"	1.72	3.07
25215	25216	1¼"	2.00	3.82
25220	25221	1½"	2.26	4.13
25225	25226	2"	2.80	4.76



Viega MegaPress 90° Elbow, Carbon Steel, FTG x P - Models 4816.1 / 6616.1

Part No.		Size	A (in)	L (in)	L1 (in)
MegaPress	MegaPressG	1			
26050	26051	½"	1.17	2.24	2.56
26055	26056	¾"	1.36	2.52	2.80
26060	26061	1"	1.72	3.07	3.39
26065	26066	1¼"	2.00	3.82	4.04
26070	26071	1½"	2.26	4.13	4.21
26075	26076	2"	2.80	4.76	5.08



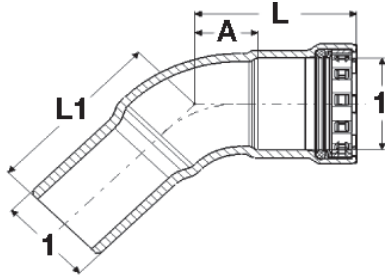
Viega MegaPress 90° Elbow, Carbon Steel, FTG x P - Models 4816.1 / 6616.1

Part No.		Size	A (in)	L (in)
MegaPress	MegaPressG	1		
25230	25231	½"	0.60	1.67
25235	25236	¾"	0.71	1.87
25240	25241	1"	0.86	2.20
25245	25246	1¼"	0.98	2.80
25250	25251	1½"	1.12	2.99
25255	25256	2"	1.32	3.29

Submittal Package

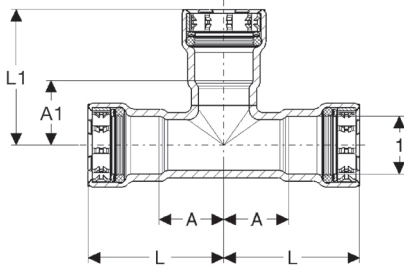


Viega MegaPress 45° Elbow, Carbon Steel, FTG x P - Models 4826.1 / 6626.1



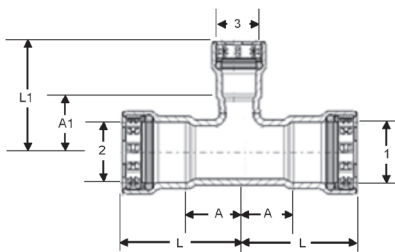
Part No.		Size	A (in)	L (in)	L1 (in)
MegaPress	MegaPressG	1			
26100	26101	1/2"	0.60	1.67	1.97
26105	26106	3/4"	0.71	1.87	2.13
26110	26111	1"	0.86	2.20	2.52
26115	26116	1 1/4"	0.98	2.80	2.99
26120	26121	1 1/2"	1.12	2.99	3.07
26125	26126	2"	1.32	3.29	3.58

Viega MegaPress Tee, Carbon Steel, P x P x P - Models 4818 / 6618



Part No.		Size	A (in)	L (in)	A1 (in)	L1 (in)
MegaPress	MegaPressG	1				
25300	25301	1/2"	0.97	2.04	0.93	2.00
25305	25306	3/4"	1.11	2.26	1.09	2.24
25310	25311	1"	1.23	2.57	1.23	2.57
25315	25316	1 1/4"	1.41	3.23	1.38	3.20
25320	25321	1 1/2"	1.57	3.44	1.54	3.41
25325	25326	2"	1.78	3.75	1.80	3.77

Viega MegaPress Reducing Tee, Carbon Steel, P x P x P - Models 4818 / 6618



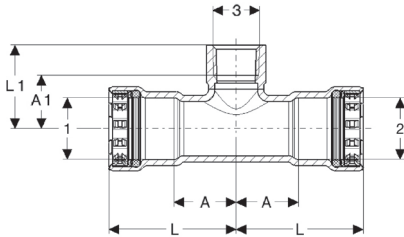
Part No.		Size	A (in)	A1 (in)	L (in)	L1 (in)
MegaPress	MegaPressG	1 2 3				
25330	25331	3/4" x 3/4" x 1/2"	1.11	1.07	2.26	2.14
25335	25336	1" x 1" x 1/2"	1.23	1.20	2.57	2.28
25340	25341	1" x 1" x 3/4"	1.23	1.24	2.57	2.40
25510	25491	1 1/4" x 1 1/4" x 1/2"	1.41	1.37	3.23	2.44
25515	25496	1 1/4" x 1 1/4" x 3/4"	1.41	1.39	3.23	2.55
25350	25351	1 1/4" x 1 1/4" x 1"	1.41	1.38	3.23	2.73
25360	25361	1 1/2" x 1 1/2" x 1/2"	1.57	1.44	3.44	2.51
25365	25366	1 1/2" x 1 1/2" x 3/4"	1.57	1.48	3.44	2.64
25370	25371	1 1/2" x 1 1/2" x 1"	1.57	1.48	3.44	2.83
25375	25376	1 1/2" x 1 1/2" x 1 1/4"	1.57	1.50	3.44	3.32
25380	25381	2" x 2" x 1/2"	1.81	1.74	3.78	2.81
25385	25386	2" x 2" x 3/4"	1.81	1.80	3.78	2.95
25390	25391	2" x 2" x 1"	1.81	1.75	3.78	3.10
25395	25396	2" x 2" x 1 1/4"	1.81	1.78	3.78	3.60
25400	25401	2" x 2" x 1 1/2"	1.78	1.84	3.75	3.71

Submittal Package

viega

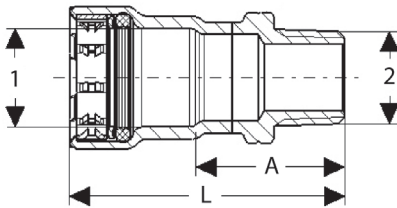


Viega MegaPress Reducing Tee, Carbon Steel, P x P x FPT - Models 4817.2 / 6617.2



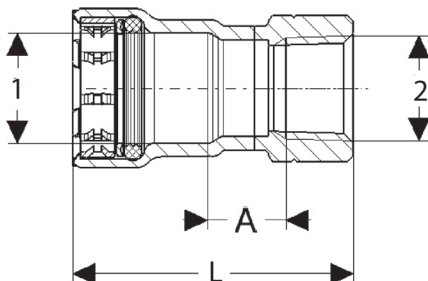
Part No.		Size	A (in)	A1 (in)	L (in)	L1 (in)
MegaPress	MegaPressG	1 2 3				
25405	25406	¾" x ¾" x ½"	1.11	1.02	2.26	1.55
25480	25481	¾" x ¾" x ¾"	1.11	1.02	2.26	1.58
25410	25411	1" x 1" x ½"	1.23	1.19	2.57	1.73
25415	25416	1" x 1" x ¾"	1.23	1.18	2.57	1.73
25485	25486	1¼" x 1¼" x ½"	1.41	1.31	3.23	1.85
25505	25506	1¼" x 1¼" x ¾"	1.41	1.33	3.23	1.89
25500	25501	1¼" x 1¼" x 1"	1.41	1.37	3.23	2.03
25435	25436	1½" x 1½" x ½"	1.57	1.42	3.44	1.95
25440	25441	1½" x 1½" x ¾"	1.57	1.41	3.44	1.97
25445	25446	1½" x 1½" x 1"	1.57	1.57	3.44	2.24
25450	25451	1½" x 1½" x 1¼"	1.57	1.47	3.44	2.15
25455	25456	2" x 2" x ½"	1.81	1.70	3.78	2.24
25460	25461	2" x 2" x ¾"	1.81	1.72	3.78	2.28
25465	25466	2" x 2" x 1"	1.78	1.89	3.75	2.55
25470	25471	2" x 2" x 1¼"	1.78	1.77	3.75	2.45
25475	25476	2" x 2" x 1½"	1.81	1.73	3.78	2.41

Viega MegaPress Adapter, Carbon Steel, P x MPT - Models 4811 / 6611



Part No.		Size	A (in)	L (in)
MegaPress	MegaPressG	1 2		
25100	25101	½" x ½"	1.45	2.52
25105	25106	¾" x ¾"	1.50	2.66
25110	25111	1" x 1"	1.66	3.00
25115	25116	1¼" x 1¼"	1.82	3.64
25120	25121	1½" x 1½"	1.93	3.80
25125	25126	2" x 2"	1.93	3.90

Viega MegaPress Adapter, Carbon Steel, P x FPT - Models 4812 / 6612



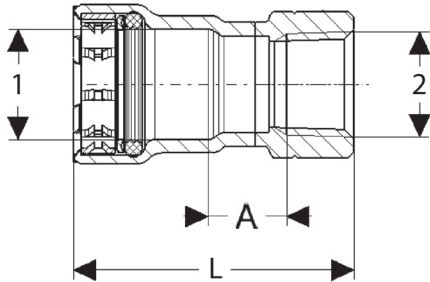
Part No.		Size	A (in)	L (in)
MegaPress	MegaPressG	1 2		
25130	25131	½" x ½"	0.69	2.29
25135	25136	¾" x ¾"	0.74	2.49
25140	25141	1" x 1"	0.73	2.74
25145	25146	1¼" x 1¼"	0.69	3.19
25150	25151	1½" x 1½"	0.72	3.27
25155	25156	2" x 2"	0.76	3.42

Submittal Package

viega

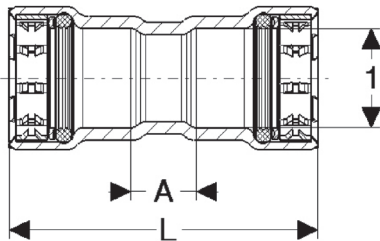


Viega MegaPress Reducing Adapter, Carbon Steel, P x FPT - Models 4812 / 6612



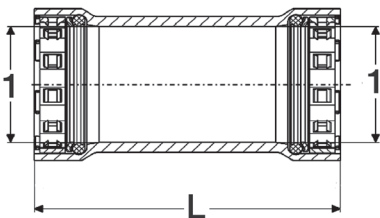
Part No.		Size	A (in)	L (in)
MegaPress	MegaPressG	1 2		
25575	25576	3/4" x 1/2"	0.64	2.33
25580	25581	1" x 1/2"	1.03	2.91
25585	25586	1" x 3/4"	0.78	2.68
25590	25591	1 1/4" x 1/2"	1.12	3.47
25595	25596	1 1/4" x 3/4"	1.11	3.48
25600	25601	1 1/4" x 1"	0.84	3.32
25605	25606	1 1/2" x 1/2"	1.31	3.72
25610	25611	1 1/2" x 3/4"	1.27	3.70
25615	25616	1 1/2" x 1"	1.11	3.64
25620	25621	1 1/2" x 1 1/4"	0.86	3.41
25625	25626	2" x 1/2"	1.56	4.06
25630	25631	2" x 3/4"	1.54	4.06
25635	25636	2" x 1"	1.35	3.98
25640	25641	2" x 1 1/4"	1.28	3.93
25645	25646	2" x 1 1/2"	0.78	3.43

Viega MegaPress Coupling with Stop, Carbon Steel, P x P - Models 4815 / 6615



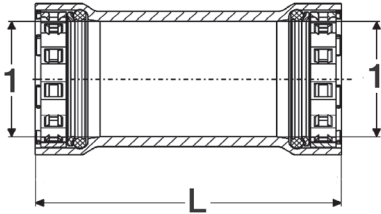
Part No.		Size	A (in)	L (in)
MegaPress	MegaPressG	1		
25000	25001	1/2"	0.56	2.70
22005	22009	3/4"	0.63	2.94
25010	25011	1"	0.57	3.26
25015	25016	1 1/4"	0.70	4.34
25020	25021	1 1/2"	0.89	4.63
25025	25026	2"	0.77	4.71

Viega MegaPress Coupling No Stop, Carbon Steel, P x P - Models 4815.5 / 6615.5



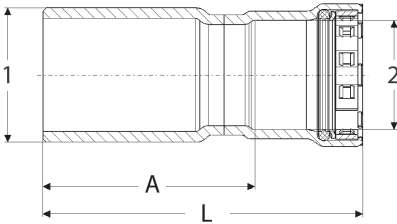
Part No.		Size	L (in)
MegaPress	MegaPressG	1	
25030	25031	1/2"	2.70
25035	25036	3/4"	2.94
25040	25041	1"	3.29
25045	25046	1 1/4"	4.31
25050	25051	1 1/2"	4.63
25055	25056	2"	4.71

Submittal Package



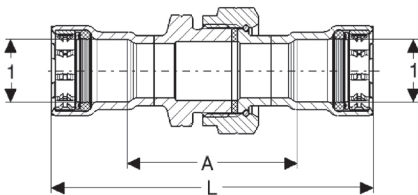
Viega MegaPress Extended No Stop Coupling, Carbon Steel, P x P - Models 4815.3 / 6615.3

Part No.		Size	L (in)
MegaPress	MegaPressG	1	
25070	25071	1/2"	3.823
25075	25076	3/4"	3.996
25080	25081	1"	4.382
25085	25086	1 1/4"	5.335
25090	25091	1 1/2"	5.437
25095	25096	2"	5.634



Viega MegaPress Reducer, Carbon Steel, FTG x P - Models 4815.1 / 6615.1

Part No.		Size	A (in)	L (in)
MegaPress	MegaPressG	1 2		
26000	26001	3/4" x 1/2"	1.85	2.93
26005	26006	1" x 1/2"	2.14	3.21
26010	26011	1" x 3/4"	2.09	3.24
26015	26016	1 1/4" x 1"	2.63	3.98
26020	26021	1 1/2" x 3/4"	2.98	4.13
26025	26031	1 1/2" x 1"	2.81	4.16
26030	26026	1 1/2" x 1 1/4"	2.69	4.50
26035	26036	2" x 1"	3.14	4.49
26040	26041	2" x 1 1/4"	3.02	4.83
26045	26046	2" x 1 1/2"	2.96	4.83



Viega MegaPress Union, Carbon Steel, P x P - Models 4860 / 6660

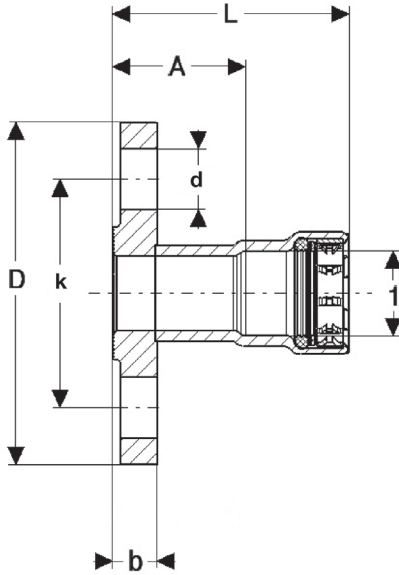
Part No.		Size	A (in)	L (in)
MegaPress	MegaPressG	1		
25700	25701	1/2"	2.33	4.47
25705	25706	3/4"	2.67	4.98
25710	25711	1"	2.60	5.29
25715	25716	1 1/4"	2.85	6.49
25720	25721	1 1/2"	2.90	6.64
25725	25726	2"	3.41	7.35

Submittal Package

viega

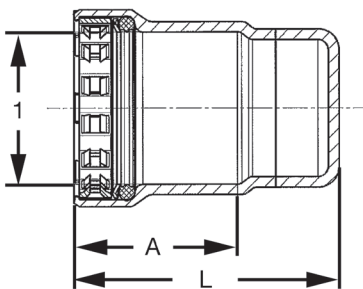


Viega MegaPress Flange, Carbon Steel, P x BP - Models 4859.5 / 6659.5



Part No.		Size	A (in)	L (in)	b (in)	k (in)	D (in)	d (in)
MegaPress	MegaPressG	1						
25760	25761	1/2"	1.37	2.44	0.46	2.36	3.54	0.63
25765	25766	3/4"	1.44	2.60	0.52	2.76	3.94	0.63
25770	25771	1"	1.61	2.96	0.58	3.11	4.33	0.63
25775	25776	1 1/4"	1.76	3.57	0.64	3.50	4.53	0.63
25780	25781	1 1/2"	1.93	3.80	0.70	3.86	4.92	0.63
25785	25786	2"	1.93	3.90	0.77	4.76	5.91	0.75

Viega MegaPress Cap, Carbon Steel, P x Cap - Models 4856 / 6656

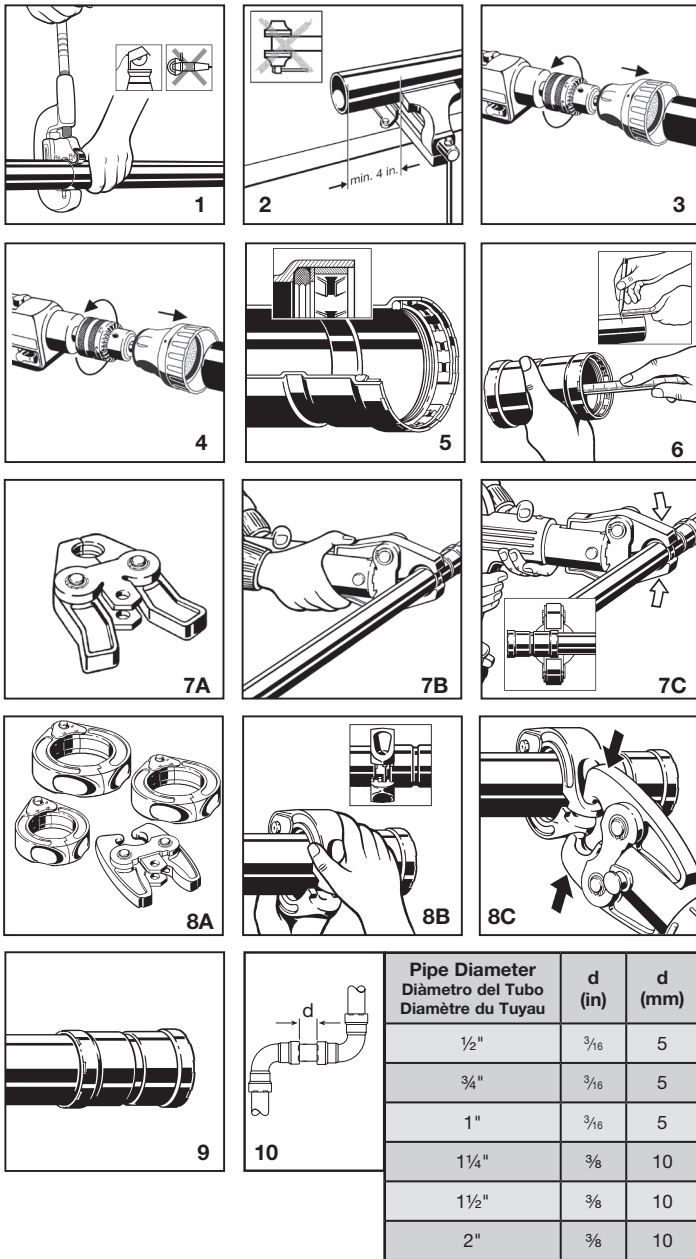


Part No.		Size	A (in)	L (in)
MegaPress	MegaPressG	1		
25730	25731	1/2"	1.07	2.14
25735	25736	3/4"	1.16	2.26
25740	25741	1"	1.35	2.43
25745	25746	1 1/4"	1.82	2.95
25750	25751	1 1/2"	1.87	3.07
25755	25756	2"	1.97	3.09

Submittal Package



Product Instructions



1. Cut piping at right angles using displacement type cutter.
2. Keep end of piping a minimum of 4" away from the contact area of the vise to prevent possible damage to the piping in the press area. See MegaPress Manual for minimum clearance required for prep tools.
3. Remove burr from inside and outside of piping and prep to proper insertion depth using a preparation tool or fine grit sandpaper.
4. Check seal and grip ring for correct fit. Do not use oils or lubricants.
5. Illustration demonstrates proper fit of grip ring, separation ring and sealing element.
6. Mark proper insertion depth. Improper insertion depth may result in an improper seal. The depth marking shall be visible on the completed assembly.
- 7a. Viega MegaPress 1/2" - 1" fitting connections must be performed with MegaPress Jaws. See RIDGID Operator's Manual for proper tool instructions.
- 7b. Open the MegaPress Jaw and place at right angles on the fitting. Visually check insertion depth using mark on piping.
- 7c. Start pressing process and hold the trigger until the jaw has engaged the fitting. Keep extremities and foreign objects away from MegaPress Jaw during pressing operation to prevent injury or incomplete press.
- 8a. Viega MegaPress 1 1/4" - 2" fitting connections must be performed with MegaPress Rings and V2 Actuator. See Operator's Manual for proper tool instructions.
- 8b. Open MegaPress Ring and place at right angles on the fitting. MegaPress Ring must be engaged on the fitting bead. Check insertion depth.
- 8c. Place V2 Actuator onto MegaPress Ring and start pressing process. Hold the trigger until the Actuator has engaged the MegaPress Ring. Keep extremities and foreign objects away from MegaPress Ring and V2 Actuator during pressing operation to prevent injury or incomplete press.
9. Remove MegaPress Jaw from fitting or release V2 Actuator from RIDGID MegaPress Ring and then remove MegaPress Ring from the fitting on completion of press. Remove control label to indicate press has been completed.

Note: The installation, inspection, testing and purging of the fuel gas system shall be in accordance with local codes or, in the absence of local codes, in accordance with the International Fuel Gas Code, NFPA 54/National Fuel Gas Code z223.1, the Uniform Plumbing Code, NFPA 58 or CSA B 149.1 as applicable.

- Caution:**
- (a) The fittings are for use with fuel gases and are intended for the operating pressure 0-125 psi.
 - (b) The fuel gas system shall not be used as a grounding electrode for an electrical system.

Pipe Diameter Diámetro del Tubo Diamètre du Tuyau	d (in)	d (mm)
1/2"	3/16	5
3/4"	3/16	5
1"	3/16	5
1 1/4"	3/8	10
1 1/2"	3/8	10
2"	3/8	10

Submittal Package

viega

MegaPress Viega Limited Warranty

Subject to the conditions and limitations in this Limited Warranty, Viega LLC (Viega) warrants to end users, installers, and distribution houses that its Viega MEGAPRESS metal press fittings (Viega Product) with application appropriate sealing element when properly installed shall be free from failure caused by manufacturing defects for a period of ten (10) years from date of installation in Viega MEGAPRESS Approved Applications for fluids/water, oil and lubricant, and gases under Viega specified system operating conditions.

Under this Limited Warranty, you only have a right to a remedy if the failure or leak resulted from a manufacturing defect in the Viega Product and the failure or leak occurs during the warranty period. You do not have a remedy under this warranty and the warranty remedy does not apply if the failure or any resulting damage is caused by (1) components other than those manufactured or sold by Viega, such as black iron pipe; (2) not designing, installing, inspecting, testing, or maintaining the Viega Product in accordance with Viega's installation and product instructions in effect at the time of installation and other specifications and approvals applicable to the installation; (3) use of Viega Product under non recommended system operating conditions, improper handling and protection of the Viega Product prior to, during and after installation, inadequate freeze protection, or exposure to environmental conditions not recommended for the application; or (4) acts of nature, such as, but not limited to, earthquakes, fire, or weather damage. In the event of a leak or other failure of the Viega Product covered by this warranty, it is the responsibility of the end user to take appropriate measures to mitigate any damage, to include making timely repairs. Only if the warranty applies will Viega be responsible for the remedy under this warranty. The part or parts which you claim failed should be kept and Viega contacted by writing to the address below or telephoning 1-877-843-4362 within thirty (30) calendar days after the leak or other failure and identifying yourself

as having a warranty claim. You should be prepared to ship, at your expense, the product which you claim failed due to a manufacturing defect, document the date of installation, and the amount of the repair or replacement if performed by you. Within a reasonable time after receiving the product, Viega will investigate the reasons for the failure, which includes the right to inspect the product at a Viega location and reasonable access to the site of damage. Viega will notify you in writing as to the results of its review.

In the event that Viega determines that the failure or leak was the result of a manufacturing defect in the Viega Product covered by this warranty and this warranty applies, the EXCLUSIVE AND ONLY REMEDY under this warranty shall be the reimbursement for reasonable charges for repair or replacement of the Viega Product itself. VIEGA SHALL NOT BE LIABLE FOR ANY CONSEQUENTIAL OR OTHER DAMAGE (FOR EXAMPLE, ECONOMIC LOSS, WATER OR PROPERTY OR MOLD REMEDIATION) UNDER ANY LEGAL THEORY AND WHETHER ASSERTED BY DIRECT ACTION, FOR CONTRIBUTION OR INDEMNITY OR OTHERWISE.

THE ABOVE WARRANTY IS IN LIEU OF ALL OTHER WARRANTIES, EXPRESS OR IMPLIED, INCLUDING, BUT NOT LIMITED TO, THE IMPLIED WARRANTIES OF MERCHANTABILITY AND FITNESS FOR A PARTICULAR PURPOSE OR ANY STATUTE OF LIMITATIONS RELATING TO SUCH WARRANTIES. Other than this Limited Warranty, Viega does not authorize any person or firm to create for it any other obligation or liability in connection with its products.

This Limited Warranty gives you specific legal rights and you also may have other rights which may vary from state to state. This warranty shall be interpreted and applied under the law of the state in which the product is installed and is intended as a COMMERCIAL WARRANTY.

Viega products are designed to be installed by licensed and trained plumbing and mechanical professionals who are familiar with our products' proper use and installation. *Installation by non-professionals may void Viega LLC's warranty.*

This document subject to updates. For the most current Viega technical literature please visit www.viega.us.
Click Services -> Click Electronic Literature Downloads -> Select Product Line -> Select Desired Document

Viega LLC, 100 N. Broadway, 6th Floor • Wichita, KS 67202 • Ph: 800-976-9819 • Fax: 316-425-7618